
APPENDIX I



Networx Enterprise Program

Contract Number TQC-JTB-05-0002

***User Documentation for Secure, Web-
Based Query Access to
Networx Inventory
Version 1.0 of Query Interface***

March 5, 2007

Prepared by

AT&T
3033 Chain Bridge Road
Oakton, Virginia 22185
USA

REVISION HISTORY

DATE	VERSION	REVISION/CHANGE DESCRIPTION
10/24/05	1.0	Initial release
03/05/07	1.1	Final Proposal Revision

TABLE OF CONTENTS

REVISION HISTORY	v
TABLE OF CONTENTS	iv
LIST OF FIGURES	v
LIST OF Tables	vi
.....	3
.....	3
.....	3
Current Inventory	6
Inventory History	9
Inventory Inquiry	12
Monthly Snapshots	14
Notices	17
Preferences	20
Reports	22
Run and Manage Saved Reports	23
View Reports Submissions	25
View Inventory Count	26
View Query Usage	28
Archived Data	30
Main Menu Bar Items	30
BusinessDirect®	30
Write Us	30
Help	31
Close	31
Exiting	31
Legal Page	32

LIST OF FIGURES

Figure 1: BusinessDirect Log On Window	3
Figure 2: BusinessDirect Home Page	4
Figure 3: [REDACTED] Window.....	5
Figure 4: View Current Inventory Window	6
Figure 5: Query Results Display	6
Figure 6: View Inventory History Window.....	9
Figure 7: Query Results Display	9
Figure 8: Submit Inventory Inquiry Window.....	12
Figure 9: Submit Monthly Snapshots Query Window.....	14
Figure 10: Monthly Snapshots Query Display	14
Figure 11: View Notice Information Window.....	17
Figure 12: View Notice Information Query Display.....	17
Figure 13: Preferences Window	21
Figure 14: Reports Submenu Display.....	23
Figure 15: Run and Manage Saved Reports Window	24
Figure 16: View Reports Submissions Window.....	25
Figure 17: View Inventory Count Window	26
Figure 18: View Query Usage Window.....	28
Figure 19: Help Menu	31

LIST OF TABLES

Table 1: Field Descriptions for the View Current Inventory Window	7
Table 2: Field Descriptions for the View Inventory History Window	10
Table 3: Field Descriptions for the [REDACTED] Window	13
Table 4: Field Descriptions for the Submit Monthly Snapshots Query Window	15
Table 5: Field Descriptions for the [REDACTED] Window	18
Table 6: Field Descriptions for View Inventory Count Window	26
Table 7: Field Descriptions for the View Query Usage Window	28

[REDACTED]

[REDACTED]

[REDACTED]

[REDACTED] AT&T's web-based customer service portal, **BusinessDirect**®.

[REDACTED]

[REDACTED]

[REDACTED]

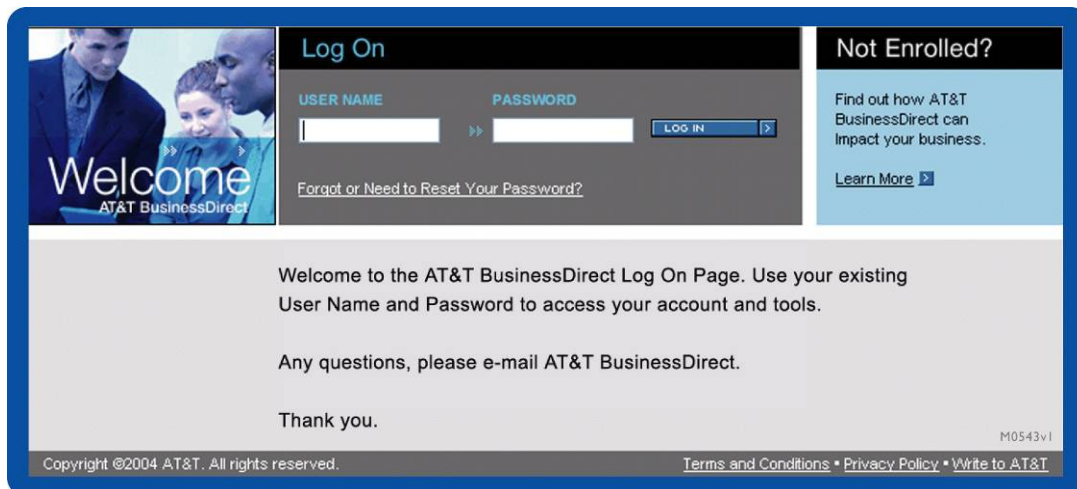
BusinessDirect: www.businessdirect.att.com

[REDACTED]

[REDACTED]

After users access the **BusinessDirect** URL, the **BusinessDirect Log On** window will be displayed.

1. Enter a User Name and Password. Select the **Log In** command button.



Welcome
AT&T BusinessDirect

Log On

USER NAME PASSWORD

 LOG IN

[Forgot or Need to Reset Your Password?](#)

Not Enrolled?

Find out how AT&T BusinessDirect can impact your business.

[Learn More](#)

Welcome to the AT&T BusinessDirect Log On Page. Use your existing User Name and Password to access your account and tools.

Any questions, please e-mail AT&T BusinessDirect.

Thank you.

Copyright ©2004 AT&T. All rights reserved. [Terms and Conditions](#) • [Privacy Policy](#) • [Write to AT&T](#)


Figure 1: **BusinessDirect** Log On Window.



Figure 2: BusinessDirect Home Page.



Figure 3: *View and Analyze Inventory and Notices Home Page.*



[REDACTED]

CURRENT INVENTORY

[REDACTED]

Figure 4: View Current Inventory Window

[REDACTED]



Field Name	Description
[REDACTED]	[REDACTED]
[REDACTED]	[REDACTED]
[REDACTED]	[REDACTED] [REDACTED]
[REDACTED]	[REDACTED]
[REDACTED]	[REDACTED]
[REDACTED]	[REDACTED]
[REDACTED]	[REDACTED]
[REDACTED]	[REDACTED]

Table 1: Field Descriptions for the View Current Inventory Window.

A horizontal bar chart consisting of 15 black bars of varying lengths. The bars are arranged vertically, with the longest bar in the center and the shortest bars at the top and bottom. The lengths of the bars vary significantly, with some being nearly full-width and others being much shorter. The bars are all black and have a uniform thickness. The chart is set against a white background. The bars are arranged in a single column, with the longest bar in the middle and the shortest bars at the top and bottom. The lengths of the bars vary significantly, with some being nearly full-width and others being much shorter. The bars are all black and have a uniform thickness. The chart is set against a white background.

[REDACTED]

Figure 5: Query Results Display

[REDACTED]

[REDACTED]

INVENTORY HISTORY

[REDACTED]


Figure 6: *View Inventory History* Window.

[REDACTED]	
[REDACTED]	
[REDACTED]	
[REDACTED]	[REDACTED]
[REDACTED]	[REDACTED]
[REDACTED]	[REDACTED]
[REDACTED]	[REDACTED]
[REDACTED]	[REDACTED]
[REDACTED]	[REDACTED]

[illegible]

Table 2: Field Descriptions for the View Inventory History Window.

Figure 7: Query Results Display



INVENTORY INQUIRY



The image shows a redacted form for an inventory inquiry. It consists of several horizontal black bars of varying lengths, representing redacted text. The bars are arranged in a list-like structure, with the first bar being the longest, followed by a shorter one, then a medium-length one, and so on, ending with a small square redaction at the bottom.

Figure 8: *Submit Inventory Inquiry Window.*

[illegible]

Table 3: Field Descriptions for the *Submit Inventory Inquiry* Window.

Government	Percentage
Current government	85%
Previous government	15%

MONTHLY SNAPSHOTS



Figure 9: *Submit Monthly Snapshots Query Window.*



FIELD NAME	DESCRIPTION
Contract Number	
Invoice Number	
Invoice Date	



Table 4: Field Descriptions for the Submit Monthly Snapshots Query Window.

[REDACTED]

Figure 10: Monthly Snapshots Query Display

[REDACTED]

[REDACTED]

[REDACTED]

[REDACTED]

[REDACTED]

[REDACTED]

NOTICES

[REDACTED]

[REDACTED]

[REDACTED]

[REDACTED]

[REDACTED]


[REDACTED]

Figure 11: *View Notice Information Window.*

[illegible]

Table 5: Field Descriptions for the *View Notice Information* Window.

Figure 12: View Notice Information Query Display



[REDACTED]

[REDACTED]

[REDACTED]

[REDACTED]

[REDACTED]

[REDACTED]

[REDACTED]

PREFERENCES

[REDACTED]

[REDACTED]

Figure 13: *Preferences Window.*



Bar Index	Approximate Length (%)
1	95
2	60
3	40
4	98
5	100
6	100
7	35
8	100
9	98
10	25
11	98
12	15
13	95
14	65
15	100
16	100
17	5
18	98
19	20
20	75
21	35
22	90
23	70


Figure 14: Reports Submenu Display.



Run and Manage Saved Reports



Figure 15: *Run and Manage Saved Reports Window.*



View Reports Submissions



Figure 16: *View Report Submissions* Window.



View Inventory Count



Figure 17: *View Inventory Count* Window.

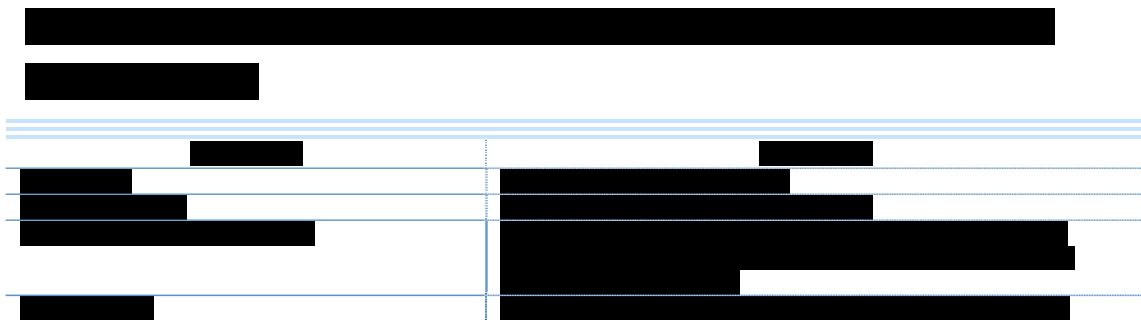



Table 6: Field Descriptions for *View Inventory Count* Window.



[illegible]

[REDACTED]

View Query Usage

[REDACTED]

Figure 18: View Query Usage Window.

[REDACTED]

[REDACTED]	[REDACTED]
[REDACTED]	[REDACTED]
[REDACTED]	[REDACTED]
[REDACTED]	[REDACTED]
[REDACTED]	[REDACTED]

Table 7: Field Descriptions for the View Query Usage Window.

[REDACTED]



A series of 20 horizontal black bars of varying lengths, representing a redacted list or data set. The bars are arranged in a single column, with some bars being significantly longer than others, suggesting a list of items with different values or categories.

Archived Data

[REDACTED]

[REDACTED]

[REDACTED]

[REDACTED]

[REDACTED]

[REDACTED]

[REDACTED]

[REDACTED]

[REDACTED]

[REDACTED]

[REDACTED]

MAIN MENU BAR ITEMS

[REDACTED]

- BusinessDirect

[REDACTED]

[REDACTED]

[REDACTED]

BusinessDirect®

[REDACTED] BusinessDirect [REDACTED]

Write Us

[REDACTED]

[REDACTED]

[REDACTED]

Help

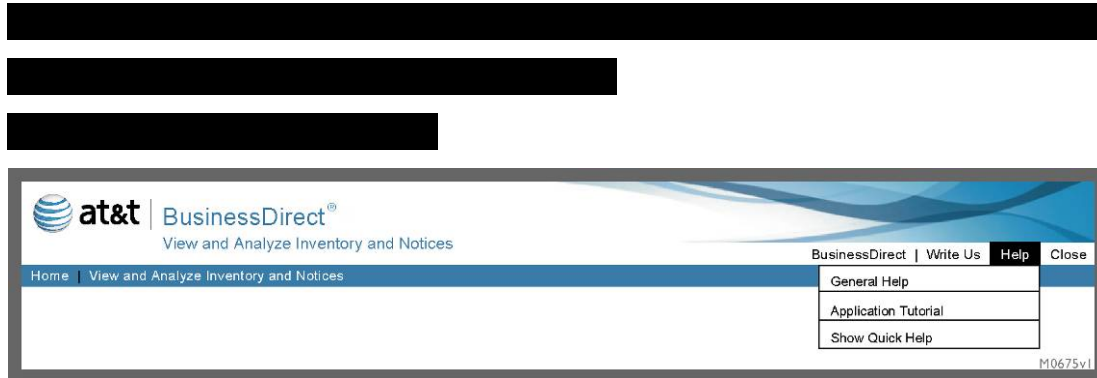


Figure 19: Help Menu.



Close



Legal Page

[REDACTED]

NOTICE

[REDACTED]

Microsoft® Windows and MS-DOS® are registered trademarks of Microsoft Corporation.

[REDACTED]

3033 Chain Bridge Road
Oakton, Virginia 22185

LIMITED RIGHTS NOTICE (July 2000)

- (a) This data submitted with limited rights under multiple contracts. This data may be reproduced and used by authorized organizations with the express limitation that they will not, without written permission of AT&T, be used for purposes of manufacture nor disclosed outside those authorized organizations.
- (b) This notice shall be marked on any reproduction of these data, in whole or in part.