



AT&T IP Flexible Reach and AT&T IP Toll-Free on AT&T VPN Service as the Underlying Transport Service

Border Gateway Protocol Resiliency (BGP-R) & Call Preservation Customer Configuration Guide

September 23, 2021

Version 1.3

© 2015 AT&T Intellectual Property. All rights reserved.

AT&T, the AT&T logo and all other AT&T marks contained herein are trademarks of AT&T Intellectual Property and/or AT&T affiliated companies.

All other marks contained herein are the property of their respective owners.

Table of Contents

1. INTRODUCTION	4
1.1 Overview	4
1.2 Scope.....	6
1.3 Network Topology	7
1.3.1 OSPF/EBGP	8
1.3.1.1 Cascaded SBCs with OSPF or EBGP Device.....	9
1.3.1.2 Cascaded CUBE SBCs with OSPF or EBGP.....	111
1.3.2 Cascaded CUBE SBCs with HSRP	133
2. NETWORK DESIGN	166
2.1 Bandwidth Allocation	166
3. ROUTER CONFIGURATIONS FOR CASCADED SBC.....	166
3.1 Router Configurations with OSPF	177
3.1.1 Configuration Templates for BGP-R CALL PRESERVATION with OSPF on LAN	177
3.1.2 Example Configurations.....	244
3.1.2.1 NYC1.....	288
3.1.2.2 NYC2.....	322
3.1.2.3 JC1.....	366
3.1.3 Configuration Template for a Cascaded OSPF Router (for use with a generic SBC).....	40
3.1.4 Configuration Template for Cascaded CUBE	433
3.1.5 IPV6 Example Configurations	455
3.2 Router Configurations with EBGP	52
3.2.1 CER Configuration (BGP-R CALL PRESERVATION and EBGP) Template	52
3.2.2 Example Configurations.....	59
3.2.2.1 NYC1.....	63
3.2.2.2 NYC2.....	68
3.2.2.3 JC1.....	733
3.2.3 Configuration Example for Cascaded EBGP Device (for use with generic SBC).....	788
3.2.4 Cascaded CUBE Template.....	87
3.2.5 IPV6 Example Configurations	88
3.3 Router Configurations with HSRP	97
3.3.1 Configuration Templates for Call Preservation with HSRP on LAN	97
3.3.2 CER Configuration (BGP-R CALL PRESERVATION and HSRP) Template	98
3.3.3 Example Configurations.....	103
3.3.3.1 NYC1.....	105
3.3.3.2 NYC2.....	108
3.3.4 IPV6 Example Configurations	111

4.	ROUTER CONFIGURATIONS FOR CER WITH INTEGRATED CUBE OR TDM GATEWAY	118
4.1	Router Configurations with OSPF	118
4.1.1	Configuration Templates for BGP-R CALL PRESERVATION with OSPF on LAN	119
4.1.2	Example Configurations for Integrated CUBE	1255
4.1.3	Example Configuration for Cascaded OSPF Layer 3 Switch	1355
4.1.4	IPV6 Example Configurations	1398
4.2	Router Configurations with EBGp	1522
4.2.1	CER Configuration (BGP-R CALL PRESERVATION and EBGp) Template	1522
4.2.2	Example Configurations for Integrated CUBE	1588
4.2.3	Example Configuration for Cascaded EBGp Layer 3 Switch	167
4.2.4	IPV6 Example Configurations	171
4.3	Router Configurations with HSRP	1866
4.3.1	Configuration Templates for Call Preservation with HSRP on LAN	1866
4.3.2	CER Configuration (BGP-R CALL PRESERVATION and HSRP) Template	1877
4.3.3	Example Configurations	1922
4.3.4	Example Configuration for Cascaded Layer 3 Switch with HSRP	201
4.3.5	IPV6 Example Configurations	2033
5.	BIDIRECTIONAL FORWARDING DETECTION (BFD)	2122
6..	TROUBLESHOOTING	2133
6.1	Troubleshooting the CER	2134
6.1.1	Check LAN and WAN Interfaces	2144
6.1.2	Verify the BGP session	2144
6.1.3	Check advertisement of a local route for the SBC in the BGP table	218
6.1.4	Verify the OSPF Session	218
6.1.5	Verify OSPF route to the SBC	219
6.1.6	Check configuration of route-maps	21919
6.2	Troubleshooting with CUBE	220
6.2.1	Verify Route to IPBE	22020
6.2.2	Verify Path for VoIP Packets	22121
APPENDIX A:	ACRONYMS	2233

1. Introduction

This Customer Configuration Guide (“CCG”) provides recommended guidelines for configuring the Border Gateway Protocol Resiliency (BGP-R CALL PRESERVATION) and the Call Preservation feature for use with AT&T IP Flexible Reach service (including Enhanced Features Service) and/or AT&T IP Toll-Free, on AT&T VPN Service (“AT&T VPN”) as the underlying transport service. Customer Edge Routers (CERs) can be utilized for either one of those services or for both services simultaneously. Please ensure your system setup is consistent with the recommended specifications provided in this document. AT&T reserves the right to modify or update its guidelines at any time without notice, so please check the following link to be sure you have the latest version of this document. (<http://www.corp.att.com/bvoip/avpn/implementation/> (login: att, password: attvoip)). You may also wish to consult with your AT&T technical sales representative.

1.1 Overview

AT&T IP Flexible Reach and/or AT&T IP Toll-Free over AT&T VPN as the underlying transport service are AT&T Business Voice over IP (BVoIP) services. BGP-R CALL PRESERVATION is a BVoIP feature that provides backup paths for advertising BVoIP routes into AT&T VPN. The backup paths will add resiliency for inbound and outbound VoIP calls. Failover to backup paths will be employed in situations where a single AT&T VPN circuit and/or router are down and the device with the AT&T IP Flexible Reach IP address is still active. BGP-R CALL PRESERVATION works in conjunction with the following:

- 1) IP-PBX solutions with customer managed cascaded SBCs
- 2) solutions with an integrated Cisco Unified Border Element (CUBE) 3) Integrated TDM Gateway

BGP-R CALL PRESERVATION is based on the Internet Engineering Task Force (IETF) Request for Comments (RFC) 1998 (<http://www.ietf.org/rfc/rfc1998.txt>) which allows customers to set their local preference to differentiate equal cost routes. To make use of this feature, the routes advertised from the CER must be “tagged” with a specific BGP community value (CV). This value corresponds to pre-determined BGP local-preferences on the BGP neighbor configuration on the AT&T Provider Edge Router (PER). Customers can choose the “best” route for a particular CER by manipulating the BGP local-preference value using CV “tagging” as advertised from that CER.

Call Preservation is an additional BVoIP feature that works in conjunction with BGP-R CALL PRESERVATION on IPV4 or IPV6. Call Preservation has the stated goal of restoring end-to-end call connectivity between the primary and secondary CERs. Call Preservation provides call failover within seconds between the primary and secondary CERs if they are connected with a common Layer 2 Local Area Network (LAN) or are separated by a single hop. Note that CERs with Call Preservation can be located on the same site or different sites as long as they:

- 1) share Layer 2 LAN; or
- 2) are separated by a single hop

If CERs do not share a Layer 2 LAN or are not separated by a single hop, calls may not failover within seconds when a failure occurs.

AT&T IP Flexible Reach and/or AT&T IP Toll-Free on AT&T VPN Service
BGP-R and Call Preservation Customer Configuration Guide
(September 7, 2021, Version 1.3)

Call Preservation between primary and secondary CERs is accomplished by the configuration of /32 and /29 advertised prefix size in the CER for the IP Flexible Reach Signaling IP address (/32 has preference over the /29). The CER with the primary route for an IP Flexible Reach Signaling IP address will be configured with /32. For IPv6 these will be delivered in either a /56 or a /64. Default delivery will be a /56 for IPv6.

The CER with the secondary route for an IP Flexible Reach signaling IP network will be configured with /29. Both the /32 and /29 routes will be maintained in the AT&T Provider Edge Router (PER). The lower route (/29) will be suppressed until the time when the higher route (/32) is removed from the table (due to link primary link failure).

IP Addressing will be handled in the following manner:

Default IP Address assignment for all ordering systems is to provide IPv6 addresses.

M-AVPN: ATT will provide IPv4 addresses for the customers BVoIP unless the customer wants to provide their own IPv4 addresses. For customers moving to MAVPN with BVOIP they will either need to have an SBC behind the MAVPN router to perform NAT or sales will need to place the order and have NAT turned on the router via Custom. In this case the customer will need to provide the private RFC 1918 address (e.g. 192.168.1.x).

MRS/Customer Managed: When utilizing these two transport types the customer is responsible for providing either a valid routable IANA registered IP v4 addresses or RFC1918 Private IP v4 addresses for the signaling and media.

Customers must meet the following criteria in order for Call Preservation to work. Customers that do not meet these requirements will have standard BGP-Resiliency **without** Call Preservation.

- The primary and secondary CERs must be connected via a layer 2 LAN or a single hop.
- WAN access speed of T3 or higher (excluding legacy Frame Relay access).
- For customers with Ethernet WAN access, Bidirectional Forwarding Detection (BFD) must be enabled.

BGP-R CALL PRESERVATION is handled at the transport level; therefore, the BVoIP service itself is not aware of the failover. In other words, if the BVoIP service initiated a call to an IP Flexible Reach signaling IP address on circuit 1, it is unaware that BGP-R CALL PRESERVATION has rerouted the call over to circuit 2. The BGP failover is triggered based on circuit, CER or PER outages. It may be accompanied by other resiliency features, such as Inbound Alternate Routing (IAR) or Enhanced Features (EF), to provide failover in the event of a complete site or SBC/IP-PBX or TDM Gateway failure.

AT&T IP Flexible Reach and/or AT&T IP Toll-Free on AT&T VPN Service
 BGP-R and Call Preservation Customer Configuration Guide
 (September 7, 2021, Version 1.3)

Below is a table that summarizes the BGP community values (used for BGP-R CALL PRESERVATION) and the advertised prefix size (used for Call Preservation):

Route Priority	BGP Local-Preference	BGP Community Value	IPV4 IP Flexible Signaling Address Advertised Prefix Size	IPV6 IP Flexible Reach Signaling Address Advertised Prefix Size
Primary	120	13979:120	/32	/64
Secondary	110	13979:110	/29	/64
Tertiary	100	13979:100	/29	/64
Quaternary	90	13979:90	/29	/64
Quinary	80	13979:80	/29	/64

Note: The remainder of this document will refer to BGP-R as BGP-R Call Preservation.

1.2 Scope

- BGP-R- CALL PRESERVATION can be enabled on existing and new AT&T IP Flexible Reach Service (basic or enhanced features) and/or AT&T IP Toll-Free on AT&T VPN service for US sites and designated MOW sites.
- BGP-R CALL PRESERVATION can be enabled on AT&T IP Flexible Reach Service (basic or enhanced features) and/or AT&T IP Toll-Free on AT&T VPN service for US sites and designated MOW sites.
- BGP-R CALL PRESERVATION is always ordered and tested as a MACD order once a new AT&T IP Flexible Reach or IP Toll-Free site is turned up.
- BGP-R CALL PRESERVATION is supported in the event of a physical failure of the CER (only applies to IP-PBX solutions with cascaded SBC's), Wide Area Network (WAN) link or PER failure. That is to say a "hard down" scenario will result in the immediate route removal from the primary path.
- BGP-R CALL PRESERVATION for AT&T IP Flexible Reach will also work with sites configured for IAR and AT&T IP Flexible Reach with Enhanced Features trunk re-routing capabilities.
- BGP-R CALL PRESERVATION does not support Call Preservation when used with Global Local IP Flexible Reach (Calling Plan B in MOW). For these sites in-progress calls will not be preserved when the failover occurs, but new calls will be redirected.
- Symmetrical routing must occur through the primary CER for the provisioned IP Flexible Reach signaling IP address (this is required for the Voice Quality Monitor (VQM) to gather information on call quality statistics).

AT&T IP Flexible Reach and/or AT&T IP Toll-Free on AT&T VPN Service
BGP-R and Call Preservation Customer Configuration Guide
(September 7, 2021, Version 1.3)

- Reporting through the VQM and call quality Service Level Agreements (SLAs) will not be supported in a rainy day (failure) scenario
- A VQM can still be used for troubleshooting in a rainy-day situation but may not provide call quality statistics needed for reporting and SLAs.
- Network Address Translation (NAT) of the SBC Signaling IP address is not supported with BGP-R CALL PRESERVATION.
- Each CER must only have one WAN access.
- Cisco ISR G2, ASR, and ISR 4K platforms can support the following with BGP - CALL PRESERVATION:
 - Cascaded SBC
 - Integrated CUBE
 - Integrated TDM Gateway
- Cisco ISR G1, 7200, 7300 and ASR platforms can support the cascaded SBC scenario with BGP-R CALL PRESERVATION but are not supported by Cisco and are EOS.

1.3 Network Topology

This section describes the generic AT&T supported topologies for BGP-R CALL PRESERVATION.

- Please refer to the following document for details on configuring a customer managed CER for specific AT&T supported topologies and related configuration information: "[CER CCG for AT&T IP Flexible Reach Service and AT&T IP Toll-Free on AT&T VPN Service](#)". (<http://www.corp.att.com/bvoip/avpn/implementation/> (login: att, password: attvoip)). Use the appropriate guide for your router platform.
- Please refer to the following document for details on configuring the vendor specific AT&T supported topologies and related configuration information for IP-PBX's: "[Customer Edge Router Customer Configuration Guide for AT&T Certified IP-PBX Solutions](#)". (<http://www.corp.att.com/bvoip/avpn/implementation/> (login: att, password: attvoip)).
- Please refer to the following document for details on configuring a customer-managed TDM Gateway for supported topologies and related configuration information: "[TDM Gateway Customer Configuration Guide for AT&T IP Flexible Reach Service and AT&T IP Toll-Free on AT&T VPN Service as the Underlying Transport Service for ISR G2 Platform](#)". (<http://www.corp.att.com/bvoip/avpn/implementation/> (login: att, password: attvoip)).
- Please refer to the following document for details on configuring a customer-managed integrated CER/CUBE for supported topologies and related configuration information: "[Customer Edge Router Customer Configuration Guide for Integrated CER/CUBE with AT&T Certified IP-PBX Solutions](#)". (<http://www.corp.att.com/bvoip/avpn/implementation/> (login: att, password: attvoip)).

AT&T IP Flexible Reach and/or AT&T IP Toll-Free on AT&T VPN Service
BGP-R and Call Preservation Customer Configuration Guide
(September 7, 2021, Version 1.3)

Three topologies will be supported on the customer LAN;

- 1) Open Shortest Path First (OSPF)
- 2) External Border Gateway Protocol (EBGP)
- 3) Hot Standby Routing Protocol (HSRP).
- 4) Multigroup Hot Standby Routing Protocol (MHSRP).

For OSPF and EBGP topologies, each IP Flexible Reach signaling IP address will have a route to one primary CER and can have routes on up to four backup CERs. CERs may be located at the same physical location or at separate locations connected by a backdoor link. Each CER must be a primary for an IP Flexible Reach signaling IP address.

HSRP and MHSRP topologies will only support a primary and a single backup CER. CERs must be located at the same site connected via an IBGP link. For the cascaded SBC topology, each CER must be a primary for an SBC. For the integrated CUBE topology, both CERs will function as a primary for the local CUBE and as backup for the other CUBE.

1.3.1 SPF/EBGP

OSPF or EBGP can be configured on the LAN between the CERs in order to determine the path for the outbound VoIP packets to the active CER. This can be accomplished with **either**:

- A cascaded router or layer 3 switch, titled the “cascaded OSPF or EBGP device”.
- OSPF/EBGP configured directly on the CUBE router for cascaded SBC scenarios. **Only an option if the SBC is a CUBE.**

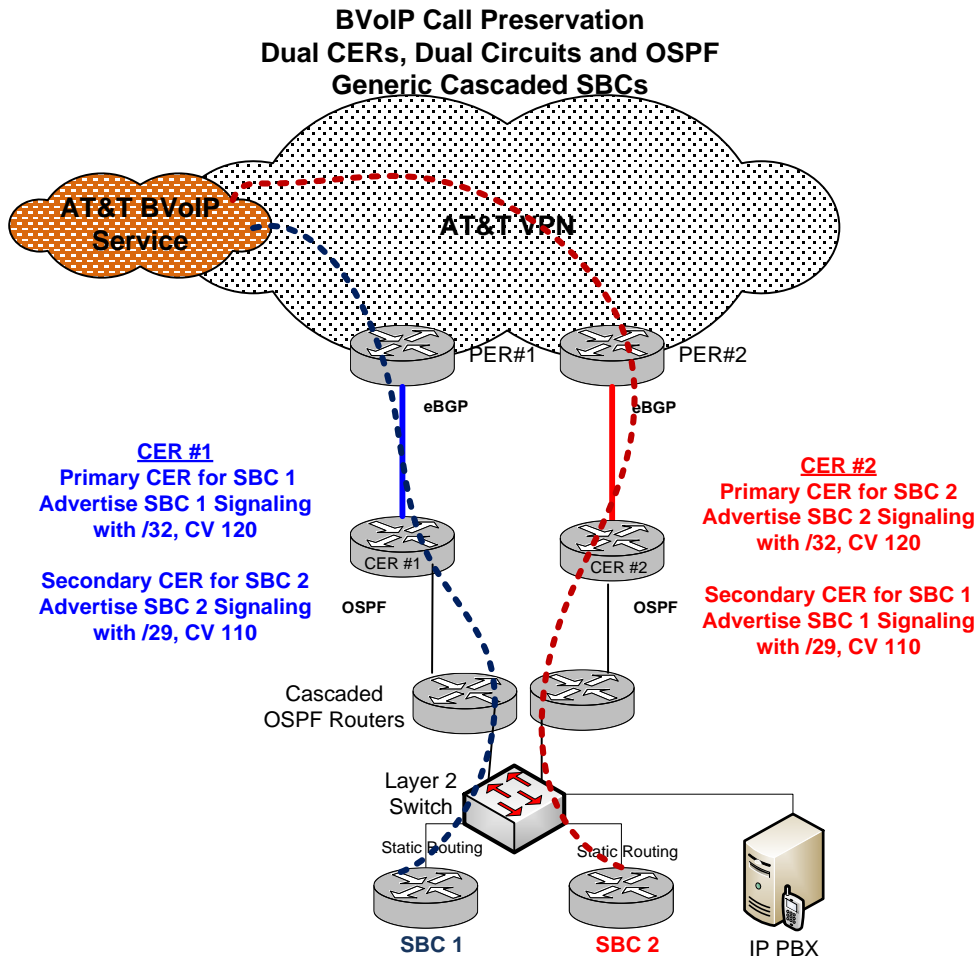
These two scenarios are illustrated in the following sections:

Note: These high-level illustrations are specific to cascaded solutions. Combined CER/CUBE solutions are also supported and covered in chapter 4 of this document.

1.3.1.1 Cascaded SBCs with OSPF or EBGp Device

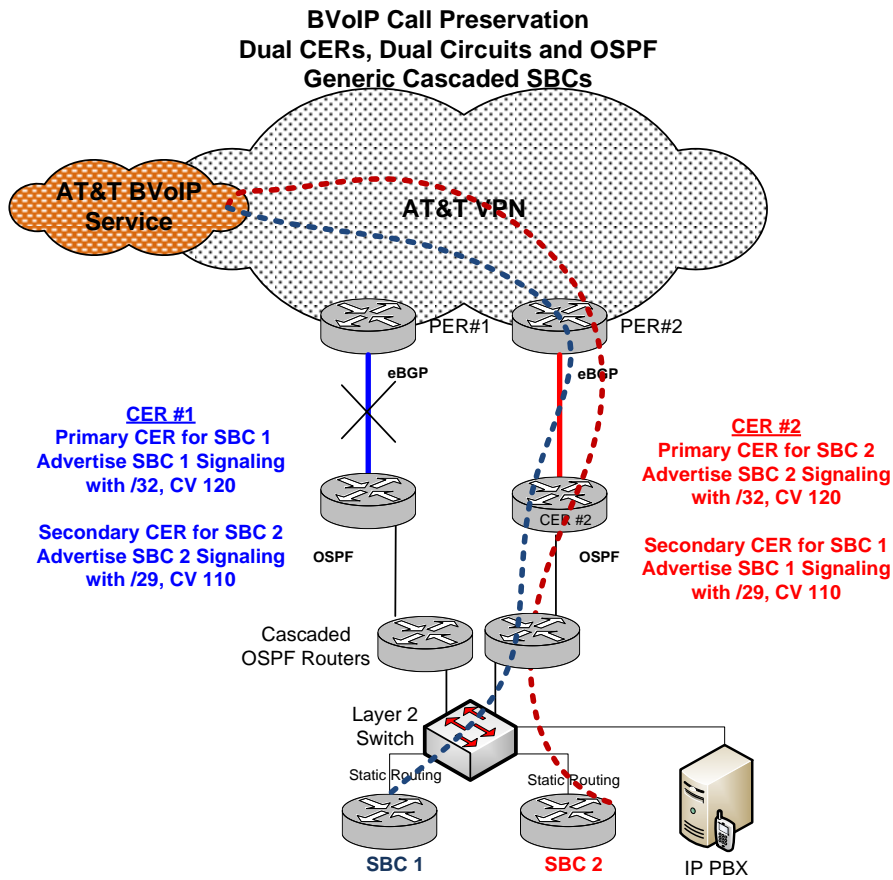
Most SBCs (except for CUBE) do not support configuration of the OSPF or EBGp routing protocol. In these cases, a cascaded router configured with OSPF or EBGp must be installed behind the CERs which front-end the SBCs.

The diagram below shows a sunny day scenario with generic SBCs (meaning non-Cisco) and OSPF. This example shows two CERs.



AT&T IP Flexible Reach and/or AT&T IP Toll-Free on AT&T VPN Service
 BGP-R and Call Preservation Customer Configuration Guide
 (September 7, 2021, Version 1.3)

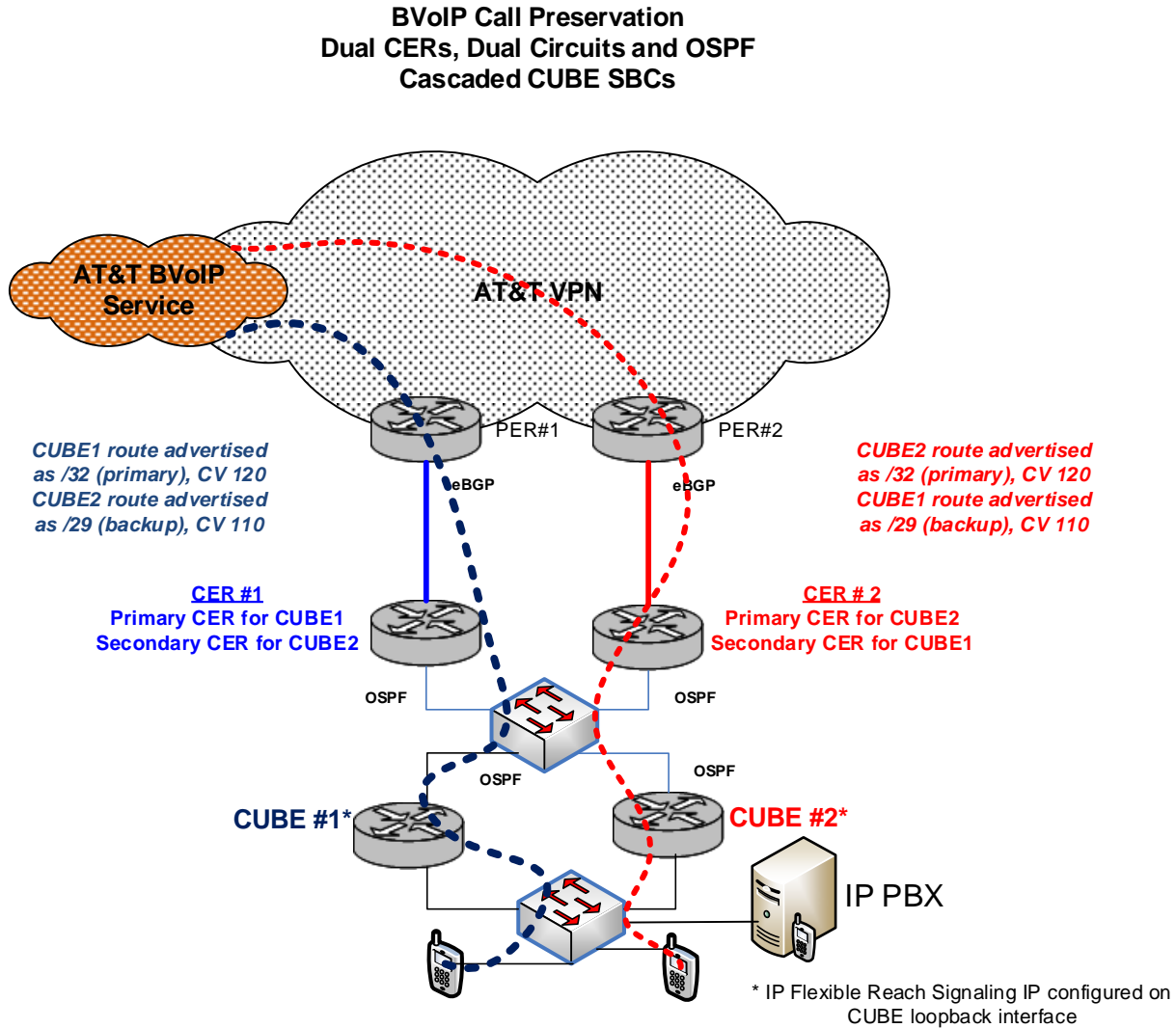
The diagram below shows a rainy-day scenario with generic SBCs where the link to CER#1 has failed.



1.3.1.2 Cascaded CUBE SBCs with OSPF or EBGP

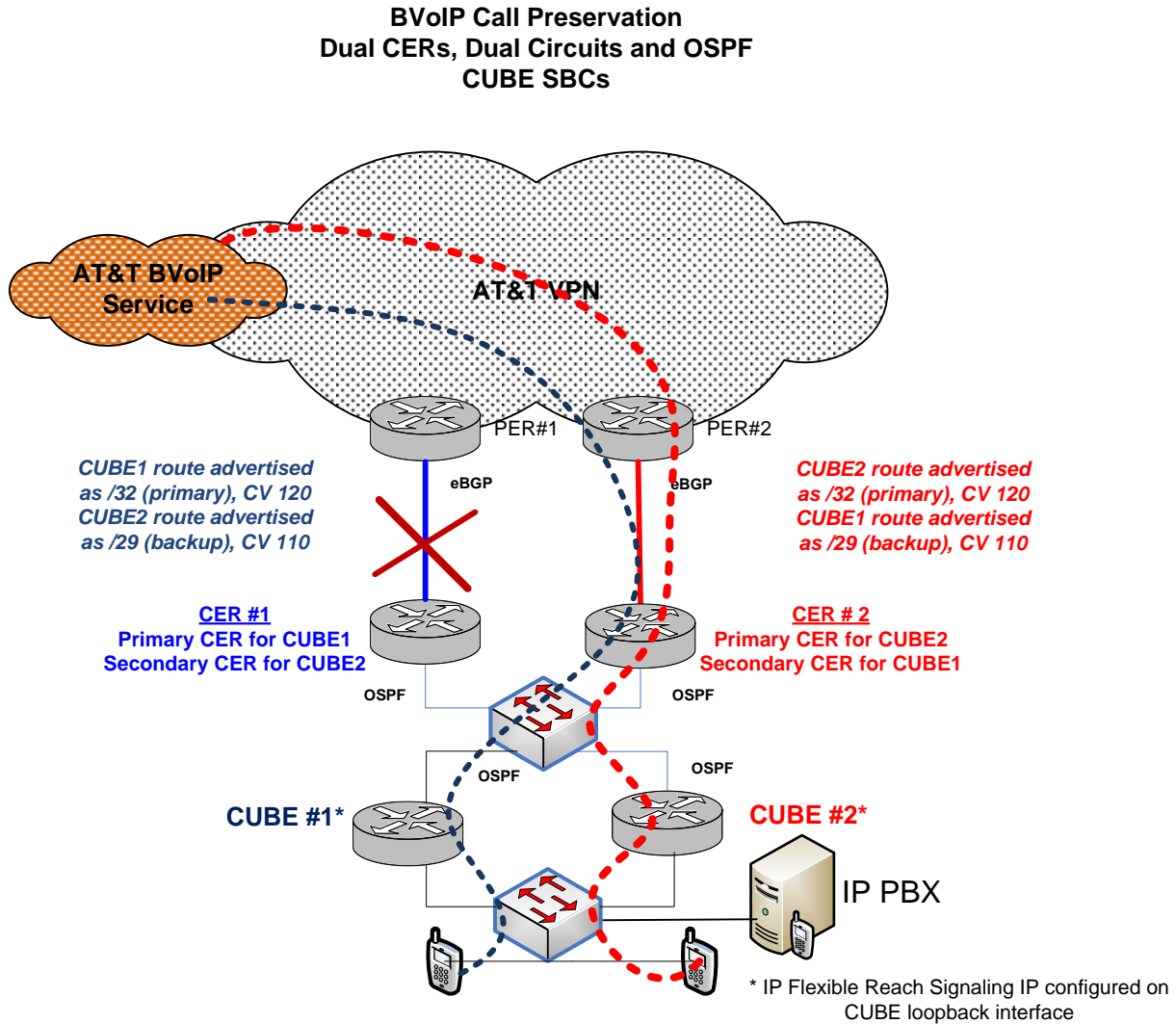
Because CUBE software runs on a router, OSPF or EBGP can be configured directly on the CUBE router. This eliminates the need for the cascaded OSPF/EBGP router.

The diagram below shows a sunny day scenario with CUBE SBCs and OSPF. This example shows two CERs.



AT&T IP Flexible Reach and/or AT&T IP Toll-Free on AT&T VPN Service
 BGP-R and Call Preservation Customer Configuration Guide
 (September 7, 2021, Version 1.3)

The diagram below shows a rainy-day scenario with CUBE SBCs where the link to CER#1 has failed.



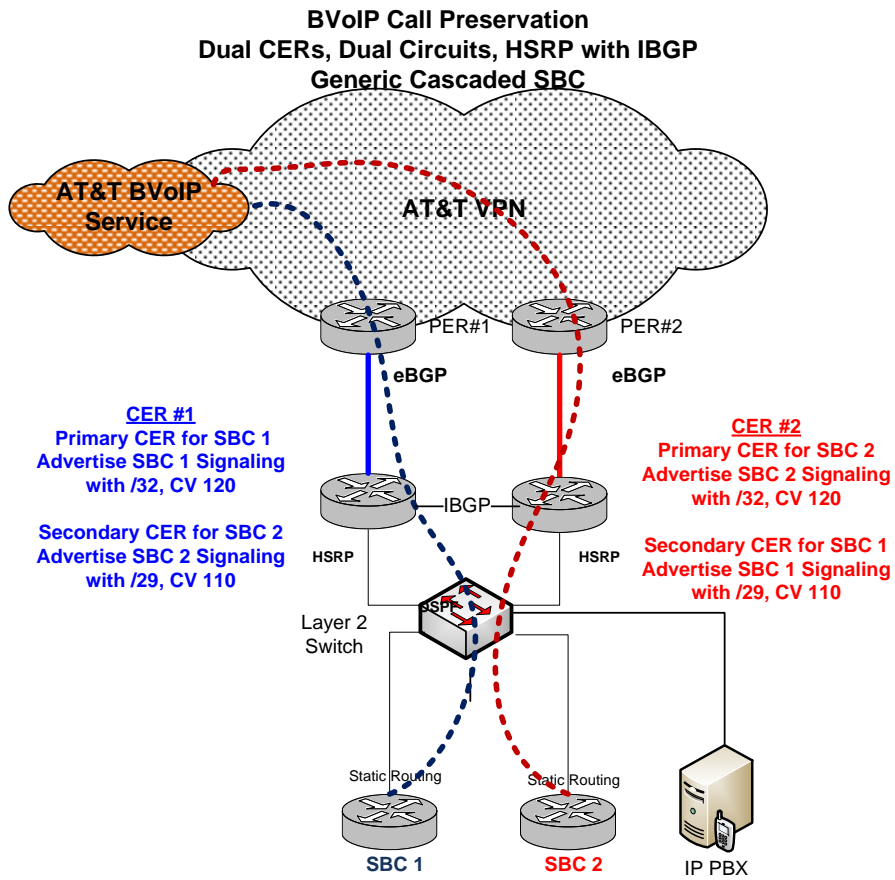
1.3.2 Cascaded CUBE SBCs with HSRP or MHSRP

Hot Standby Router Protocol (HSRP) is a Cisco proprietary redundancy protocol for establishing a fault-tolerant default gateway. By sharing an IP address and a MAC address (Layer 2), two or more routers can act as a single "virtual" router. The members of the virtual router group continually exchange status messages. This way, one router can assume the routing responsibility of another, should it go out of commission for either planned or unplanned reasons. Hosts continue to forward IP packets to a consistent IP and MAC address, and the changeover of devices doing the routing is transparent.

In order to utilize both paths from the Multilayer Switch network, you can configure Multigroup HSRP (MHSRP) between R1 and R2. Essentially, R1 is configured with two HSRP groups (for example, group 1 and group 2) and R2 is also configured with the same HSRP groups. For group 1, R1 is the active router and R2 is the standby router. For group 2, R2 is the active router and R1 is the standby router. Then you configure half of the hosts' default gateways with the HSRP group 1 virtual IP address, and the other half of the hosts' default gateways with the HSRP group 2 virtual IP address.

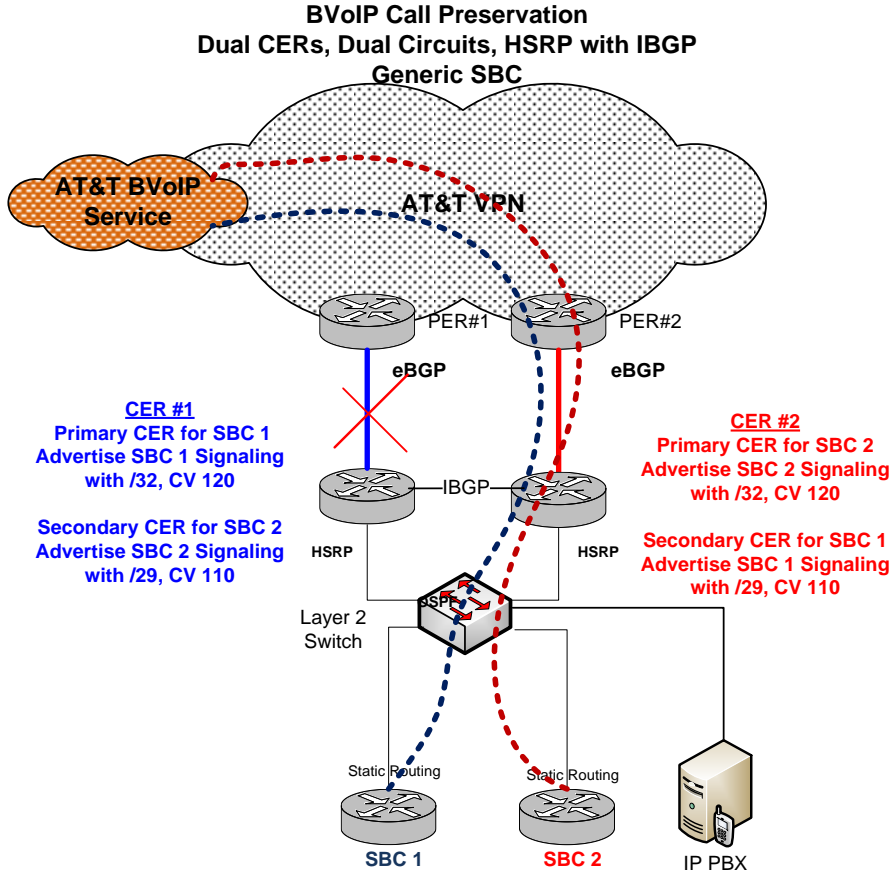
The diagram below shows a sunny day scenario with generic SBCs. This diagram can also be used when the SBC is CUBE.

AT&T IP Flexible Reach and/or AT&T IP Toll-Free on AT&T VPN Service
 BGP-R and Call Preservation Customer Configuration Guide
 (September 7, 2021, Version 1.3)



AT&T IP Flexible Reach and/or AT&T IP Toll-Free on AT&T VPN Service
 BGP-R and Call Preservation Customer Configuration Guide
 (September 7, 2021, Version 1.3)

The diagram below shows a rainy-day scenario with generic SBCs where the link to CER #1 has failed. This diagram can also be used when the SBC is CUBE.



2. Network Design

Before implementing BGP-R CALL PRESERVATION with AT&T IP Flexible Reach and/or AT&T IP Toll-Free over AT&T VPN Service, it is critical to understand the voice requirements at each location and to plan accordingly. Improper design can ultimately lead to poor voice performance.

2.1 *Bandwidth Allocation*

The primary factors in determining the bandwidth design for AT&T IP Flexible Reach and/or AT&T IP Toll-Free over AT&T VPN Service are:

- The number of simultaneous voice calls in both sunny day and failure scenarios.
- The per call bandwidth (Codec type + overhead).
- Whether or not bandwidth reduction techniques are required.

Based on the above factors, the Class of Service (CoS) package can be selected including the calculation of the Committed Information Rate (CIR) and Real Time percentages.

For assistance in determining the bandwidth design, please refer to the following document for information: “[CER CCG for AT&T IP Flexible Reach Service and AT&T IP Toll-Free on AT&T VPN Service](http://www.corp.att.com/bvoip/avpn/implementation/)” (<http://www.corp.att.com/bvoip/avpn/implementation/> (login: att, password: attvoip)). Use the appropriate guide for your router platform.

3. Router Configurations for Cascaded SBC

This section provides templates and examples to configure the CERs to work with BGP-R CALL PRESERVATION with a cascaded SBC. Templates and examples will also be provided to configure OSPF, EBGp and HSRP for use with a generic SBC and on a CUBE SBC.

The following table is provided to assist with gathering information for the template variables:

CER entry	Where is information obtained?
Interface Configuration	
Loopback interface IP address	Private IP address determined by the customer. Used for BGP/OSPF router-id.
LAN sub-interface number	Determined by the customer
VLAN IDs	Determined by the customer
LAN interface IP address (link to Layer 2 switch)	Private IP address determined by the customer.
Routing Configuration	

AT&T IP Flexible Reach and/or AT&T IP Toll-Free on AT&T VPN Service
 BGP-R and Call Preservation Customer Configuration Guide
 (September 7, 2021, Version 1.3)

BGP AS Number	Provided by customer with initial order for AT&T VPN service.
Loopback interface IP address for BGP/OSPF router-id	Private IP address determined by the customer.
AT&T PER IP address	Provided by customer with initial order for AT&T VPN service.
Remote AS number	Provided by AT&T.
SBC - Signaling IP addresses	Public IP Flexible Reach Signaling IP address. One Signaling IP address provided for each SBC.
IP address of IP Border Elements	IP address of one of the AT&T IP Border Elements (customer provided with at least two addresses). This is a public IP address provided by AT&T. Note: AT&T IP Border Element may have separate Signaling and Media IP addresses.

Note: If VQM is installed onsite, the VQM configuration statements must be included in the BGP - CALL PRESERVATION configuration. If a VQM is not installed, disregard the VQM configuration statements.

3.1 Router Configurations with OSPF

This section provides templates and examples to configure the CERs to work with BGP - CALL PRESERVATION with OSPF on the LAN. Templates and examples will also be provided to configure OSPF on a cascaded router for use with a generic SBC and on a CUBE SBC.

3.1.1 Configuration Templates for BGP-R CALL PRESERVATION with OSPF on LAN

The configurations provided in this section are in addition to the base CER configuration (see section 1.3 for links to the CER CCG's). Refer to section 1.3.1.1 for a diagram of CERs configured with BGP-R CALL PRESERVATION using OSPF.

For BGP-R CALL PRESERVATION configurations there will be ONE PRIMARY SBC per CER. There can be an unlimited amount of backup SBCs.

PRIMARY SBC:

Community Value = 120

SBC1 will be the PRIMARY SBC for the CER being configured. The primary SBC will be mapped to a prefix list called “**CV120**”. The primary SBC will be configured with a fixed CV value of **120** and prefix of **/32**. It is mandatory to configure a primary SBC.

BACKUP SBCs:

Secondary Route, Community Value = 110: Any SBC(s) marked with a CV of 110 will be advertised as a secondary route on the CER being configured. These SBCs will be mapped to a prefix list called “**CV110**”. The SBCs will be configured with a fixed CV value of **110** and prefix of **/29**. Multiple SBCs can be configured with a secondary route on a CER.

Tertiary Route, Community Value = 100: Any SBC(s) marked with a CV value of 100 will be advertised as a tertiary route on the CER being configured. These SBCs will be mapped to a prefix list called “**CV100**”. The SBCs will be configured with a fixed CV value of **100** and prefix of **/29**. Multiple SBCs can be configured with a tertiary route on a CER.

Quaternary Route, Community Value = 90: Any SBC(s) marked with a CV value of 90 will be advertised as a quaternary (4th) route on the CER being configured. These SBCs will be mapped to a prefix list called “**CV90**”. The SBCs will be configured with a fixed CV value of **90** and prefix of **/29**. Multiple SBCs can be configured with a quaternary route on the CER.

Quinary Route, Community Value = 80: Any SBC(s) marked with a CV value of 80 will be advertised as a quinary (5th) route on the CER being configured. These SBCs will be mapped to a prefix list called “**CV80**”. The SBCs will be configured with a fixed CV value of **80** and prefix of **/29**. Multiple SBCs can be configured with a quinary route on the CER.

SBC Route Priority	BGP Local Preference	Comments
Primary	120	This is the site that will receive the call under sunny day conditions
Secondary	110	This is the first failover site and is the site where call preservation is applicable
Tertiary	100	Next failover site in the sequence if the prior site is also not available
Quaternary	90	Next failover site in the sequence if the prior site is also not available
Quinary	80	Next failover site in the sequence if the prior site is also not available

Note: In the configuration template the backup SBCs for each Community Value will be referred to as “SBC#-CV#”. For example, if there are three SBCs mapped with a CV of 100 on a CER the

AT&T IP Flexible Reach and/or AT&T IP Toll-Free on AT&T VPN Service
BGP-R and Call Preservation Customer Configuration Guide
(September 7, 2021, Version 1.3)

SBC IP Flexible Reach Signaling IP addresses will be referred to as SBC1-CV100, SBC2-CV100, SBC3-CV100. Each SBC will have its own unique signaling IP Address.

Note: If the IP PBX and/or IP phone network is the same for multiple BGP-R CALL PRESERVATION CERs, the customer must choose one CER to advertise that network out as the primary (CV of 120). The IP PBX and/or IP phone network will not be advertised out any of the other BGP-R CALL PRESERVATION CERs.

Template for CER Configuration:

```
ip cef
!
interface Loopback0
description - Loopback OSPF/BGP router-id -
ip address <IP Address> 255.255.255.255
!
interface GigabitEthernet <interface number>
no ip address
!
interface GigabitEthernet <sub- interface number>
description - Link to Layer 2/3 Device
encapsulation dot1Q <VLAN ID>
ip address <IP Address> <subnet mask>
!
int <ethernet interface connecting to the Voice Quality Monitor>
ip address <LAN IP address determined by VQM model> <mask>
!
router ospf 100
router-id <Loopback 0 IP Address for OSPF router-id>
redistribute bgp <AS number> subnets route-map bgp_to_ospf
network <Loopback 0 IP Address for OSPF router-id> 0.0.0.0 area 0
network <Gigabit Ethernet Sub-Interface IP Address> 0.0.0.0 area 0 **Int to Layer 2 switch**
default-information originate metric 20 metric-type 1
!
router bgp <AS number>
bgp router-id <Loopback 0 IP address for BGP router-id>
timers bgp 3 9
neighbor <AT&T PER IP Address> remote-as <remote AS number>
```

IP Address used for OSPF & BGP router-id. Each CER participating in BGP-R must have a unique IP address.

Optional Line! Add if you want AT&T to originate the default route.

AT&T IP Flexible Reach and/or AT&T IP Toll-Free on AT&T VPN Service
BGP-R and Call Preservation Customer Configuration Guide
(September 7, 2021, Version 1.3)

```
!  
address-family ipv4  
  redistribute ospf 100 metric 20 match internal external 1 external 2 route-map ospf_to_bgp  
  network <Loopback 0 IP Address for OSPF/BGP router-id> mask 255.255.255.255  
  network <VQM network> mask <subnet mask>  
  network <IP Address of Network1> mask <subnet mask>  
  network <IP Address of Network2> mask <subnet mask>  
  network <IP Address of Network3> mask <subnet mask>  
  ***** NOTE - There can be multiple network statements*****  
  neighbor <AT&T PER IP Address> activate  
  neighbor <AT&T PER IP Address> send-community both  
  neighbor <AT&T PER IP Address> advertisement-interval 3  
  neighbor <AT&T PER IP Address> soft-reconfiguration inbound  
  neighbor <AT&T PER IP Address> route-map AVPN_Routes-In in  
  neighbor <AT&T PER IP Address> route-map Customer_SBC_Networks out  
  neighbor <AT&T PER IP Address> filter-list 1 in  
  no auto-summary  
  no synchronization  
exit-address-family  
!  
!  
route-map bgp_to_ospf permit 10  
  match ip address 1  
  set metric 20  
  set metric-type type-1  
!  
route-map bgp_to_ospf permit 20  
  match ip address 2  
  set metric 100  
  set metric-type type-2  
!  
route-map ospf_to_bgp permit 10  
  match ip address prefix-list OSPF_2_BGP  
!  
route-map AVPN_Routes-In permit 10
```

“Network” statements are needed for additional local hosts or networks that need to be redistributed with BGP. Network statements are also needed for VQM if present. NOTE: There may already be existing network statements in the BGP configuration. All networks statements will now need to be added into the “ip prefix-list SBC” portion of the configuration (see farther down in

AT&T IP Flexible Reach and/or AT&T IP Toll-Free on AT&T VPN Service
BGP-R and Call Preservation Customer Configuration Guide
(September 7, 2021, Version 1.3)

```
match ip address 3
set weight 64000
!
route-map Customer_SBC_Networks permit 10  **Route-map for Primary SBC**
match ip address prefix-list CV120
set as-path prepend 64600
set community <PER AS number>:120 additive
!
route-map Customer_SBC_Networks permit 20
match ip address prefix-list CV110
set as-path prepend 64600
set community <PER AS number>:110 additive
!
route-map Customer_SBC_Networks permit 30
match ip address prefix-list CV100
set as-path prepend 64600
set community <PER AS number>:100 additive
!
route-map Customer_SBC_Networks permit 40
  match ip address prefix-list CV90
set as-path prepend 64600
set community <PER AS number>:90 additive
!
route-map Customer_SBC_Networks permit 50
match ip address prefix-list CV80
set as-path prepend 64600
set community <PER AS number>:80 additive
!
ip prefix-list OSPF_2_BGP description - Valid OSPF Routes To Be Sent To BGP
ip prefix-list OSPF_2_BGP seq 5 permit <Primary SBC Signaling IP Address>/32
***ADD ADDITIONAL LINES FOR ALL BACKUP SBC SIGNALING IPs **
ip prefix-list OSPF_2_BGP seq 10 permit < SBC#-CV#>/29
ip prefix-list OSPF_2_BGP seq 15 permit < SBC#-CV#>/29
ip prefix-list OSPF_2_BGP seq 20 permit < SBC#-CV#>/29
** MAKE SURE TO INCREMENT SEQ # FOR EACH ADDITIONAL LINE**
```

AT&T IP Flexible Reach and/or AT&T IP Toll-Free on AT&T VPN Service
BGP-R and Call Preservation Customer Configuration Guide
(September 7, 2021, Version 1.3)

```
ip prefix-list OSPF_2_BGP seq 95 permit <IP PBX and/or IP Phone network>/<Prefix Size>
ip prefix-list OSPF_2_BGP seq 100 deny 0.0.0.0/0 le 32
!
!
ip prefix-list CV120 description – Primary SBC Route
ip prefix-list CV120 seq 5 permit <Primary SBC Signaling IP Address>/32
ip prefix-list CV120 seq 15 permit <Loopback 0 IP Address for OSPF router-id >/32
ip prefix list CV120 seq 18 permit <IP PBX and/or IP Phone network>/<Prefix Size>
ip prefix list CV120 seq 19 permit <VQM Network>/<Prefix Size>
ip prefix-list CV120 seq 20 permit <Network1>/<Prefix Size>
ip prefix-list CV120 seq 21 permit <Network2>/<Prefix Size>
ip prefix-list CV120 seq 22 permit <Network3>/<Prefix Size>
***NOTE - Insert additional prefix-list entries for each network statement***
ip prefix-list CV120 seq 100 deny 0.0.0.0/0 le 32
!
ip prefix-list CV110 description – Backup SBCs with CV of 110
ip prefix-list CV110 seq 5 permit <SBC1-CV110 Signaling IP Address>/29
ip prefix-list CV110 seq 10 permit <SBC2-CV110 Signaling IP Address>/29
*** CONTINUE TO ADD SEQUENCE LINES FOR EACH SBC WITH CV = 110***
***If there are NO SBCs with CV value 110, only configure the deny statement shown below**
ip prefix-list CV110 seq 100 deny 0.0.0.0/0 le 32
!
ip prefix-list CV100 description – Backup SBCs with CV of 100
ip prefix-list CV100 seq 5 permit <SBC1-CV100 Signaling IP Address>/29
ip prefix-list CV100 seq 10 permit <SBC2-CV100 Signaling IP Address>/29
*** CONTINUE TO ADD SEQUENCE LINES FOR EACH SBC WITH CV = 100***
***If there are NO SBCs with CV value 100, only configure the deny statement shown below**
ip prefix-list CV100 seq 100 deny 0.0.0.0/0 le 32
!
ip prefix-list CV90 description – Backup SBCs with CV of 90
ip prefix-list CV90 seq 5 permit <SBC1-CV90 Signaling IP Address>/29
ip prefix-list CV90 seq 10 permit <SBC2-CV90 Signaling IP Address>/29
*** CONTINUE TO ADD SEQUENCE LINES FOR EACH SBC WITH CV = 90***
***If there are NO SBCs with CV value 90, only configure the deny statement shown below**
ip prefix-list CV90 seq 100 deny 0.0.0.0/0 le 32
```

Insert one prefix list entry for each network statement that appears in the BGP section of the configuration. Start seq # at 20 and increase each "seq #" by 1.

AT&T IP Flexible Reach and/or AT&T IP Toll-Free on AT&T VPN Service
BGP-R and Call Preservation Customer Configuration Guide
(September 7, 2021, Version 1.3)

```
!  
ip prefix-list CV80 description – Backup SBCs with CV of 80  
ip prefix-list CV80 seq 5 permit <SBC1-CV80 Signaling IP Address>/29  
ip prefix-list CV80 seq 10 permit <SBC2-CV80 Signaling IP Address>/29  
*** CONTINUE TO ADD SEQUENCE LINE FOR EACH SBC WITH CV = 80***  
***If there are NO SBCs with CV value 80, only configure the deny statement shown below**  
ip prefix-list CV80 seq 100 deny 0.0.0.0/0 le 32  
!  
ip bgp-community new-format  
ip as-path access-list 1 deny _64600_  
ip as-path access-list 1 permit .*  
!  
***ACL1 is used to capture the IPBE addresses associated with the  
primary SBC***  
access-list 1 permit <Signaling IP Address of 1st IP BE – For Primary SBC>  
access-list 1 permit <Media IP Address of 1st IP BE – For Primary SBC>  
access-list 1 permit <Signaling IP Address of 2nd IP BE – For Primary SBC>  
access-list 1 permit <Media IP Address of 2nd IP BE – For Primary SBC >  
access-list 1 deny any  
***ACL2 is used to capture the IPBE addresses associated with ALL  
of the backup SBCs***  
access-list 2 permit < IP BE Signaling IP address for SBC#-CV#>  
access-list 2 permit < IP BE Media IP address for SBC#-CV#>  
access-list 2 permit < IP BE Signaling IP address for SBC#-CV#>  
access-list 2 permit < IP BE Media IP address for SBC#-CV#>  
***CONTINUE TO REPEAT FOR ALL ADDITIONAL IPBE ADDRESSES*  
***If there are no Backup SBCs, configure only the deny statement below***  
access-list 2 deny any  
!  
access-list 3 permit any
```

Called by “filter-list 1
in” (under router bgp)

An access-list entry is required for each pair of IP Border Element IP address assigned to the SBC(s). Border Elements could have one IP address for signaling and one for media – or one combined IP address used both signaling and media. These IP BE addresses need to be advertised to the customer network. Two or more pairs of IPBE addresses can be assigned per SBC. If SBC is assigned additional IP BE addresses, add more lines to the ACL. These ACLs can also be used to prioritize any AVPN data routes that customer wants advertised into the OSPF network.

3.1.2 Example Configurations

The following information will be used to populate the sample configurations.

Summary of IP Flexible Reach Signaling IP addresses:

CER1 = NYC1

- Primary SBC = 135.16.200.2 (primary route)
- Backup SBC with CV value of 110 (SBC1-CV110)= 135.16.19.2 (secondary route)
- Backup SBC with CV value of 100 (SBC1-CV100)= 135.16.44.2 (tertiary route)

CER2 = NYC2

- Primary SBC = 135.16.19.2 (primary route)
- Backup SBC with CV value of 110 (SBC1-CV110) =135.16.200.2 (secondary route)
- Backup SBC with CV value of 110 (SBC2-CV110)= 135.16.44.2 (secondary route)

CER3 =JC1

- Primary SBC1=135.16.44.2 (primary route)
- Backup SBC with CV Value of 100 (SBC1-CV100) = 135.16.200.2 (tertiary route)
- Backup SBC3 with CV value of 100 (SBC2-CV100)=135.16.19.2 (tertiary route)

AT&T IP Flexible Reach and/or AT&T IP Toll-Free on AT&T VPN Service
 BGP-R and Call Preservation Customer Configuration Guide
 (September 7, 2021, Version 1.3)

The following tables show the information that will need to be collected for BGP-R CALL PRESERVATION configurations:

CER Name	NYC1
Location Name	Wall Street
CER LAN information (facing SBC)	
<i>Subinterface #</i>	Gi 0/1.1
<i>IP address & mask</i>	10.1.1.1 mask 255.255.255.252
<i>VLAN ID</i>	111
<i>OSPF/BGP Loopback IP address</i>	198.22.44.5
<i>IP PBX/IP Phone network & mask</i>	10.10.20.0 mask 255.255.255.0
Primary SBC with CV Value = 120	
<i>Signaling IP address</i>	135.16.200.2
<i>Associated IP BE addresses</i>	22.44.40.20, 22.44.30.20, 33.22.80.20, 33.22.90.20
Backup SBC(s) with CV Value= 110	
<i>Signaling IP address(es)</i>	135.16.19.2
<i>Associated IP BE addresses</i>	12.44.40.25, 12.44.30.25, 13.22.80.25, 13.22.90.25
Backup SBC(s) with CV Value = 100	
<i>Signaling IP address(es)</i>	135.16.44.2
<i>Associated IP BE addresses</i>	92.44.40.20, 92.44.30.20, 93.22.80.20, 93.22.90.20
Backup SBC(s) with CV Value = 90	
<i>Signaling IP address(es)</i>	N/A
<i>Associated IP BE addresses</i>	
Backup SBC(s) with CV Value = 80	
<i>Signaling IP address(es)</i>	N/A
<i>Associated IP BE addresses</i>	
Does customer want AT&T to advertise default route?	Yes

AT&T IP Flexible Reach and/or AT&T IP Toll-Free on AT&T VPN Service
 BGP-R and Call Preservation Customer Configuration Guide
 (September 7, 2021, Version 1.3)

CER Name	NYC2
Location Name	Wall Street
CER LAN information (facing SBC)	
<i>Subinterface #</i>	Gi 0/1.1
<i>IP address & mask</i>	10.2.1.1 mask 255.255.255.252
<i>VLAN ID</i>	121
<i>OSPF/BGP Loopback IP address</i>	197.77.44.10
<i>IP PBX/IP Phone network & mask</i>	10.10.20.0 mask 255.255.255.0
Primary SBC with CV Value = 120	
<i>Signaling IP address</i>	135.16.19.2
<i>Associated IP BE addresses</i>	12.44.40.25, 12.44.30.25, 13.22.80.25, 13.22.90.25
Backup SBC(s) with CV Value = 110	
<i>Signaling IP address(es)</i>	135.16.200.2, 135.16.44.2
<i>Associated IP BE addresses</i>	22.44.40.20, 22.44.30.20, 33.22.80.20, 33.22.90.20, 92.44.40.20, 92.44.30.20, 93.22.80.20, 93.22.90.20
Backup SBC(s) with CV Value = 100	
<i>Signaling IP address(es)</i>	N/A
<i>Associated IP BE addresses</i>	
Backup SBC(s) with CV Value = 90	
<i>Signaling IP address(es)</i>	N/A
<i>Associated IP BE addresses</i>	
Backup SBC(s) with CV Value = 80	
<i>Signaling IP address(es)</i>	N/A
<i>Associated IP BE addresses</i>	
Does customer want AT&T to advertise default route?	Yes

AT&T IP Flexible Reach and/or AT&T IP Toll-Free on AT&T VPN Service
 BGP-R and Call Preservation Customer Configuration Guide
 (September 7, 2021, Version 1.3)

CER Name	<i>JC1</i>
Location Name	<i>Jersey City</i>
CER LAN information (facing SBC)	
<i>Subinterface #</i>	<i>Gi 0/1.1</i>
<i>IP address & mask</i>	<i>10.3.1.1 mask 255.255.255.252</i>
<i>VLAN ID</i>	<i>131</i>
<i>OSPF/BGP Loopback IP address</i>	<i>192.45.44.21</i>
<i>IP PBX/IP Phone network & mask</i>	<i>10.50.50.0 mask 255.255.255.0</i>
Primary SBC with CV Value = 120	
<i>Signaling IP address</i>	<i>135.16.44.2</i>
<i>Associated IP BE addresses</i>	<i>92.44.40.20, 92.44.30.20, 93.22.80.20, 93.22.90.20</i>
Backup SBC(s) with CV Value = 110	
<i>Signaling IP address(es)</i>	<i>N/A</i>
<i>Associated IP BE addresses</i>	
Backup SBC(s) with CV Value = 100	
<i>Signaling IP address(es)</i>	<i>135.16.200.2, 135.16.19.2</i>
<i>Associated IP BE addresses</i>	<i>12.44.40.25, 12.44.30.25, 13.22.80.25, 13.22.90.25, 22.44.40.20, 22.44.30.20, 33.22.80.20, 33.22.90.20</i>
Backup SBC(s) with CV Value = 90	
<i>Signaling IP address(es)</i>	<i>N/A</i>
<i>Associated IP BE addresses</i>	
Backup SBC(s) with CV Value = 80	
<i>Signaling IP address(es)</i>	<i>N/A</i>
<i>Associated IP BE addresses</i>	
Does customer want AT&T to advertise default route?	<i>Yes</i>

3.1.2.1 NYC1

Following is the BGP-R CALL PRESERVATION configuration for NYC1.

Note: The router commands shown in red are specific to the example.

Since CER1 and CER2 both have the same IP PBX/IP Phone network of 10.10.20.0, it can only be advertised out one of the CERs (with a CV of 120). CER1 was chosen to advertise this route.

```
!  
ip cef  
!  
interface Loopback0  
description – Loopback for OSPF/BGP router-id  
ip address 198.22.44.5 255.255.255.255  
!  
interface GigabitEthernet0/0  
no ip address  
!  
interface GigabitEthernet0/0.1  
description - Link to Layer 2/3 Device  
encapsulation dot1Q 111  
ip address 10.1.1.1 255.255.255.252  
!  
int GigabitEthernet0/1  
description VQM Interface  
ip address 32.95.22.1 255.255.255.252  
!  
router ospf 100  
router-id 198.22.44.5  
redistribute bgp 65000 subnets route-map bgp_to_ospf  
network 198.22.44.5 0.0.0.0 area 0  
network 10.1.1.1 0.0.0.0 area 0 ** Link to Layer 2/3 Device **  
default-information originate metric 20 metric-type 1 **Optional - Advertises default route**  
!
```

AT&T IP Flexible Reach and/or AT&T IP Toll-Free on AT&T VPN Service
BGP-R and Call Preservation Customer Configuration Guide
(September 7, 2021, Version 1.3)

```
router bgp 65000
  bgp router-id 198.22.44.5
  timers bgp 3 9
  neighbor 196.96.1.18 remote-as 13979
  !
  address-family ipv4
    redistribute ospf 100 metric 20 match internal external 1 external 2 route-map ospf_to_bgp
    network 198.22.44.5 mask 255.255.255.255          **BGP/OSPF loopback**
    network 32.95.22.1 mask 255.255.255.252          **VQM network**
    network 10.22.55.0 mask 255.255.255.0            **existing data network**
    neighbor 196.96.1.18 activate
    neighbor 196.96.1.18 send-community both
    neighbor 196.96.1.18 advertisement-interval 3
    neighbor 196.96.1.18 soft-reconfiguration inbound
    neighbor 196.96.1.18 route-map AVPN_Routes-In in
    neighbor 196.96.1.18 route-map Customer_SBC_Networks out
    neighbor 196.96.1.18 filter-list 1 in
  no auto-summary
  no synchronization
  exit-address-family
  !
  !
  route-map bgp_to_ospf permit 10
    match ip address 1
    set metric 20
    set metric-type type-1
  !
  route-map bgp_to_ospf permit 20
    match ip address 2
    set metric 100
    set metric-type type-2
  !
  route-map ospf_to_bgp permit 10
    match ip address prefix-list OSPF_2_BGP
  !
```

AT&T IP Flexible Reach and/or AT&T IP Toll-Free on AT&T VPN Service
BGP-R and Call Preservation Customer Configuration Guide
(September 7, 2021, Version 1.3)

```
!  
route-map AVPN_Routes-In permit 10  
  match ip address 3  
  set weight 64000  
!  
route-map Customer_SBC_Networks permit 10  
  match ip address prefix-list CV120  
  set as-path prepend 64600  
  set community 13979:120 additive  
!  
route-map Customer_SBC_Networks permit 20  
  match ip address prefix-list CV110  
  set as-path prepend 64600  
  set community 13979:110 additive  
!  
route-map Customer_SBC_Networks permit 30  
  match ip address prefix-list CV100  
  set as-path prepend 64600  
  set community 13979:100 additive  
!  
route-map Customer_SBC_Networks permit 40  
  match ip address prefix-list CV90  
  set as-path prepend 64600  
  set community 13979:90 additive  
!  
route-map Customer_SBC_Networks permit 50  
  match ip address prefix-list CV80  
  set as-path prepend 64600  
  set community 13979:80 additive  
!  
ip prefix-list OSPF_2_BGP description - Valid OSPF Routes To Be Sent To BGP  
ip prefix-list OSPF_2_BGP seq 5 permit 135.16.200.2/32      **Primary SBC – CV120**  
ip prefix-list OSPF_2_BGP seq 10 permit 135.16.19.2/29     **SBC1 –CV110**  
ip prefix-list OSPF_2_BGP seq 15 permit 135.16.44.2/29    **SBC1-CV100**  
ip prefix-list OSPF_2_BGP seq 30 permit 10.10.20.0/24      **IP PBX/IP phone network* *
```

AT&T IP Flexible Reach and/or AT&T IP Toll-Free on AT&T VPN Service
BGP-R and Call Preservation Customer Configuration Guide
(September 7, 2021, Version 1.3)

```
ip prefix-list OSPF_2_BGP seq 100 deny 0.0.0.0/0 le 32
!
!
ip prefix-list CV120 description – Primary SBC Route
ip prefix-list CV120 seq 5 permit 135.16.200.2/32          **Primary SBC**
ip prefix-list CV120 seq 15 permit 198.22.44.5/32         **BGP/OSPF Loopback**
ip prefix list CV120 seq 18 permit 10.10.20.0/24          **IP PBX/IP phone network* *
ip prefix list CV120 seq 19 permit 32.95.22.0/30         **VQM network**
ip prefix-list CV120 seq 20 permit 10.22.55.0/24         **Existing Data network**
ip prefix-list CV120 seq 100 deny 0.0.0.0/0 le 32
!
ip prefix-list CV110 description – Backup SBCs with CV of 110
ip prefix-list CV110 seq 5 permit 135.16.19.2/29          **SBC1-CV110**
ip prefix-list CV110 seq 100 deny 0.0.0.0/0 le 32
!
ip prefix-list CV100 description – Backup SBCs with CV of 100
ip prefix-list CV100 seq 5 permit 135.16.44.2/29          **SBC1-CV100**
ip prefix-list CV100 seq 100 deny 0.0.0.0/0 le 32
!
ip prefix-list CV90 description – Backup SBCs with CV of 90
ip prefix-list CV90 seq 100 deny 0.0.0.0/0 le 32
!
ip prefix-list CV80 description – Backup SBCs with CV of 80
ip prefix-list CV80 seq 100 deny 0.0.0.0/0 le 32
!
ip bgp-community new-format
ip as-path access-list 1 deny _64600_
ip as-path access-list 1 permit .*
!
access-list 1 permit 22.44.40.20
access-list 1 permit 22.44.30.20
access-list 1 permit 33.22.80.20
access-list 1 permit 33.22.90.20
access-list 1 deny any
access-list 2 permit 12.44.40.25
```

AT&T IP Flexible Reach and/or AT&T IP Toll-Free on AT&T VPN Service
BGP-R and Call Preservation Customer Configuration Guide
(September 7, 2021, Version 1.3)

```
access-list 2 permit 12.44.30.25
access-list 2 permit 13.22.80.25
access-list 2 permit 13.22.90.25
access-list 2 permit 92.44.40.20
access-list 2 permit 92.44.30.20
access-list 2 permit 93.22.80.20
access-list 2 permit 93.22.90.20
access-list 2 deny any
access-list 3 permit any
```

3.1.2.2 NYC2

Following is the BGP-R CALL PRESERVATION configuration for NYC2.

Note: The router commands shown in red are specific to the example.

```
ip cef
!
interface Loopback0
description - Loopback for OSPF/BGP router-id -
ip address 197.77.44.10 255.255.255.255
!
interface GigabitEthernet0/0
no ip address
!
interface GigabitEthernet0/0.1
description - Link to Layer 2/3 Device
encapsulation dot1Q 121
ip address 10.2.1.1 255.255.255.252
!
int GigabitEthernet0/1
description VQM Interface
ip address 32.95.35.1 255.255.255.252
!
router ospf 100
router-id 197.77.44.10
```


AT&T IP Flexible Reach and/or AT&T IP Toll-Free on AT&T VPN Service
BGP-R and Call Preservation Customer Configuration Guide
(September 7, 2021, Version 1.3)

```
redistribute bgp 65000 subnets route-map bgp_to_ospf
network 197.77.44.10 0.0.0.0 area 0
network 10.2.1.1 0.0.0.0 area 0          ** Link to Layer 2/3 Device **
default-information originate metric 20 metric-type 1  **Optional - Advertises default route**
!
router bgp 65000
  bgp router-id 197.77.44.10
  timers bgp 3 9
  neighbor 197.97.1.18 remote-as 13979
  !
  address-family ipv4
    redistribute ospf 100 metric 20 match internal external 1 external 2 route-map ospf_to_bgp
    network 197.77.44.10 mask 255.255.255.255          **BGP/OSPF loopback**
    network 32.95.35.0 mask 255.255.255.252          **VQM network**
    neighbor 197.97.1.18 activate
    neighbor 197.97.1.18 send-community both
    neighbor 196.97.1.18 advertisement-interval 3
    neighbor 197.97.1.18 soft-reconfiguration inbound
    neighbor 197.97.1.18 route-map AVPN_Routes-In in
    neighbor 197.97.1.18 route-map Customer_SBC_Networks out
    neighbor 197.97.1.18 filter-list 1 in
    no auto-summary
    no synchronization
  exit-address-family
  !
  !
  route-map bgp_to_ospf permit 10
    match ip address 1
    set metric 20
    set metric-type type-1
  !
  route-map bgp_to_ospf permit 20
    match ip address 2
    set metric 100
    set metric-type type-2
```

AT&T IP Flexible Reach and/or AT&T IP Toll-Free on AT&T VPN Service
BGP-R and Call Preservation Customer Configuration Guide
(September 7, 2021, Version 1.3)

```
!  
route-map ospf_to_bgp permit 10  
  match ip address prefix-list OSPF_2_BGP  
!  
!  
route-map AVPN_Routes-In permit 10  
  match ip address 3  
  set weight 64000  
!  
route-map Customer_SBC_Networks permit 10  
  match ip address prefix-list CV120  
  set as-path prepend 64600  
  set community 13979:120 additive  
!  
route-map Customer_SBC_Networks permit 20  
  match ip address prefix-list CV110  
  set as-path prepend 64600  
  set community 13979:110 additive  
!  
route-map Customer_SBC_Networks permit 30  
  match ip address prefix-list CV100  
  set as-path prepend 64600  
  set community 13979:100 additive  
!  
route-map Customer_SBC_Networks permit 40  
  match ip address prefix-list CV90  
  set as-path prepend 64600  
  set community 13979:90 additive  
!  
route-map Customer_SBC_Networks permit 50  
  match ip address prefix-list CV80  
  set as-path prepend 64600  
  set community 13979:80 additive  
!
```

AT&T IP Flexible Reach and/or AT&T IP Toll-Free on AT&T VPN Service
BGP-R and Call Preservation Customer Configuration Guide
(September 7, 2021, Version 1.3)

```
ip prefix-list OSPF_2_BGP description - Valid OSPF Routes To Be Sent To BGP
ip prefix-list OSPF_2_BGP seq 5 permit 135.16.19.2/32          **Primary SBC**
ip prefix-list OSPF_2_BGP seq 10 permit 135.16.200.2/29       **SBC1-CV110**
ip prefix-list OSPF_2_BGP seq 15 permit 135.16.44.2/29        **SBC2-CV110**
ip prefix-list OSPF_2_BGP seq 100 deny 0.0.0.0/0 le 32
!
!
ip prefix-list CV120 description – Primary SBC Route
ip prefix-list CV120 seq 5 permit 135.16.19.2/32              **Primary SBC**
ip prefix-list CV120 seq 15 permit 197.77.44.10/32           **BGP/OSPF Loopback**
ip prefix list CV120 seq 19 permit 32.95.35.0/30              **VQM network**
ip prefix-list CV120 seq 100 deny 0.0.0.0/0 le 32
!
ip prefix-list CV110 description – Backup SBCs with CV of 110
ip prefix-list CV110 seq 5 permit 135.16.200.2/29            **SBC1-CV110**
ip prefix=list CV110 seq 10 permit 135.16.44.2/29           **SBC2-CV110**
ip prefix-list CV110 seq 100 deny 0.0.0.0/0 le 32
!
ip prefix-list CV100 description – Backup SBCs with CV of 100
ip prefix-list CV100 seq 100 deny 0.0.0.0/0 le 32
!
ip prefix-list CV90 description – Backup SBCs with CV of 90
ip prefix-list CV90 seq 100 deny 0.0.0.0/0 le 32
!
ip prefix-list CV80 description – Backup SBCs with CV of 80
ip prefix-list CV80 seq 100 deny 0.0.0.0/0 le 32
!
ip bgp-community new-format
ip as-path access-list 1 deny _64600_
ip as-path access-list 1 permit .*
!
access-list 1 permit 12.44.40.25
access-list 1 permit 12.44.30.25
access-list 1 permit 13.22.80.25
```

AT&T IP Flexible Reach and/or AT&T IP Toll-Free on AT&T VPN Service
BGP-R and Call Preservation Customer Configuration Guide
(September 7, 2021, Version 1.3)

```
access-list 1 permit 13.22.90.25
access-list 1 deny any
access-list 2 permit 22.44.40.20
access-list 2 permit 22.44.30.20
access-list 2 permit 33.22.80.20
access-list 2 permit 33.22.90.20
access-list 2 permit 92.44.40.20
access-list 2 permit 92.44.30.20
access-list 2 permit 93.22.80.20
access-list 2 permit 93.22.90.20
access-list 2 deny any
access-list 3 permit any
```

3.1.2.3 JC1

Following is the BGP-R CALL PRESERVATION configuration for **JC1**.

Note: The router commands shown in red are specific to the example.

```
ip cef
!
interface Loopback0
description – Loopback for OSPF/BGP router-id
ip address 192.45.44.21 255.255.255.255
!
interface GigabitEthernet0/0
no ip address
!
interface GigabitEthernet0/0.1
description - Link to Layer 2/3 Device
encapsulation dot1Q 131
ip address 10.3.1.1 255.255.255.252
!
int GigabitEthernet0/1
description VQM Interface
ip address 32.95.63.1 255.255.255.252
```

AT&T IP Flexible Reach and/or AT&T IP Toll-Free on AT&T VPN Service
BGP-R and Call Preservation Customer Configuration Guide
(September 7, 2021, Version 1.3)

```
!  
router ospf 100  
router-id 192.45.44.21  
redistribute bgp 65000 subnets route-map bgp_to_ospf  
network 192.45.44.21 0.0.0.0 area 0  
network 10.3.1.1 0.0.0.0 area 0          ** Link to Layer 2/3 Device **  
default-information originate metric 20 metric-type 1    **Optional - Advertises default route**  
!  
router bgp 65000  
bgp router-id 192.45.44.21  
timers bgp 3 9  
neighbor 197.22.9.18 remote-as 13979  
!  
address-family ipv4  
redistribute ospf 100 metric 20 match internal external 1 external 2 route-map ospf_to_bgp  
network 192.45.44.21 mask 255.255.255.255          **BGP/OSPF loopback**  
network 32.95.63.0 mask 255.255.255.252          **VQM network**  
neighbor 197.22.9.18 activate  
neighbor 197.22.9.18 send-community both  
neighbor 196.96.1.18 advertisement-interval 3  
neighbor 197.22.9.18 soft-reconfiguration inbound  
neighbor 197.22.9.18 route-map AVPN_Routes-In in  
neighbor 197.22.9.18 route-map Customer_SBC_Networks out  
neighbor 197.22.9.18 filter-list 1 in  
no auto-summary  
no synchronization  
exit-address-family  
!  
!  
route-map bgp_to_ospf permit 10  
match ip address 1  
set metric 20  
set metric-type type-1  
!  
route-map bgp_to_ospf permit 20
```

AT&T IP Flexible Reach and/or AT&T IP Toll-Free on AT&T VPN Service
BGP-R and Call Preservation Customer Configuration Guide
(September 7, 2021, Version 1.3)

```
match ip address 2
set metric 100
set metric-type type-2
!
route-map ospf_to_bgp permit 10
match ip address prefix-list OSPF_2_BGP
!
!
route-map AVPN_Routes-In permit 10
match ip address 3
set weight 64000
!
route-map Customer_SBC_Networks permit 10
match ip address prefix-list CV120
set as-path prepend 64600
set community 13979:120 additive
!
route-map Customer_SBC_Networks permit 20
match ip address prefix-list CV110
set as-path prepend 64600
set community 13979:110 additive
!
route-map Customer_SBC_Networks permit 30
match ip address prefix-list CV100
set as-path prepend 64600
set community 13979:100 additive
!
route-map Customer_SBC_Networks permit 40
match ip address prefix-list CV90
set as-path prepend 64600
set community 13979:90 additive
!
route-map Customer_SBC_Networks permit 50
match ip address prefix-list CV80
set as-path prepend 64600
```

AT&T IP Flexible Reach and/or AT&T IP Toll-Free on AT&T VPN Service
BGP-R and Call Preservation Customer Configuration Guide
(September 7, 2021, Version 1.3)

```
set community 13979:80 additive
!
ip prefix-list OSPF_2_BGP description - Valid OSPF Routes To Be Sent To BGP
ip prefix-list OSPF_2_BGP seq 5 permit 135.16.44.2/32          **Primary SBC**
ip prefix-list OSPF_2_BGP seq 10 permit 135.16.200.2/29       **SBC1-CV100**
ip prefix-list OSPF_2_BGP seq 15 permit 135.16.19.2/29        **SBC2-CV100**
ip prefix-list OSPF_2_BGP seq 30 permit 10.50.50.0/24         **IP PBX/IP phone network* *
ip prefix-list OSPF_2_BGP seq 100 deny 0.0.0.0/0 le 32
!
!
ip prefix-list CV120 description – Primary SBC Route
ip prefix-list CV120 seq 5 permit 135.16.44.2/32             **Primary SBC**
ip prefix-list CV120 seq 15 permit 192.45.44.21/32           **BGP/OSPF Loopback**
ip prefix list CV120 seq 18 permit 10.50.50.0/24             **IP PBX/IP phone network* *
ip prefix list CV120 seq 19 permit 32.95.63/30                **VQM network**
ip prefix-list CV120 seq 100 deny 0.0.0.0/0 le 32
!
ip prefix-list CV110 description – Backup SBCs with CV of 110
ip prefix-list CV110 seq 100 deny 0.0.0.0/0 le 32
!
ip prefix-list CV100 description – Backup SBCs with CV of 100
ip prefix-list CV100 seq 5 permit 135.16.200.2/29           **SBC1-CV100**
ip prefix-list CV100 seq 10 permit 135.16.19.2/29           **SBC2-CV100**
ip prefix-list CV100 seq 100 deny 0.0.0.0/0 le 32
!
ip prefix-list CV90 description – Backup SBCs with CV of 90
ip prefix-list CV90 seq 100 deny 0.0.0.0/0 le 32
!
ip prefix-list CV80 description – Backup SBCs with CV of 80
ip prefix-list CV80 seq 100 deny 0.0.0.0/0 le 32
!
ip bgp-community new-format
ip as-path access-list 1 deny _64600_
ip as-path access-list 1 permit .*
```

```
!  
access-list 1 permit 92.44.40.20  
access-list 1 permit 92.44.30.20  
access-list 1 permit 93.22.80.20  
access-list 1 permit 93.22.90.20  
access-list 1 deny any  
access-list 2 permit 22.44.40.20  
access-list 2 permit 22.44.30.20  
access-list 2 permit 33.22.80.20  
access-list 2 permit 33.22.90.20  
access-list 2 permit 12.44.40.25  
access-list 2 permit 12.44.30.25  
access-list 2 permit 13.22.80.25  
access-list 2 permit 13.22.90.25  
access-list 2 deny any  
access-list 3 permit any
```

3.1.3 Configuration Template for a Cascaded OSPF Router (for use with a generic SBC)

The following template is provided to assist with configuring the cascaded OSPF Cisco router for use with BGP-R CALL PRESERVATION. The red highlighted entries are variables that are specific to the customer's environment. Refer to the diagram in section 1.3.1.1.

The cascaded OSPF router example is designed to have one physical interface facing the CERs and one physical interface facing the SBCs.

CER facing Interface: The interface facing the CERs will be configured with a sub interface for each corresponding CER.

SBC facing interface: The interface facing the SBCs will be configured with a sub-interface for each corresponding SBC. With this design, it is assumed that the SBC LAN interface is provisioned with the IP Flexible Reach Signaling IP address. Each sub-interface on the cascaded OSPF router will be on the same network as the SBC. It is recommended to use the IP Flexible Reach Signaling IP address minus one for the IP address of the cascaded OSPF router sub-interface. For example, if the SBC's IP Flexible Signaling IP address is 135.16.206.58, then the corresponding cascaded OSPF router sub-interface would be configured as 135.16.206.57.

AT&T IP Flexible Reach and/or AT&T IP Toll-Free on AT&T VPN Service
BGP-R and Call Preservation Customer Configuration Guide
(September 7, 2021, Version 1.3)

The following sample configuration is for a single cascaded OSPF router with two SBCs (one primary and one backup with CV 110). The red highlighted entries are variables that are specific to the customer's environment.

```
ip cef
ip cef accounting load-balance-hash
ip cef load-sharing algorithm include-ports source
!
interface Loopback<number>
description - Loopback for OSPF router-id -
ip address <IP Address> 255.255.255.255
!
interface GigabitEthernet <main interface number>
description - Link facing Customer Managed SBCs
no ip address
load-interval 30
no keepalive
!
interface GigabitEthernet <sub-interface number #1 >
description - Link to SBC #1
encapsulation dot1Q <VLAN ID 1 >
ip address <IP Address> 255.255.255.248
!
interface GigabitEthernet <sub-interface number #2>
description - Link to SBC #2
encapsulation dot1Q <VLAN ID 2>
ip address <IP Address> 255.255.255.248
!
interface GigabitEthernet <main interface number>
description - Link facing CERs
no ip address
load-interval 30
no keepalive
!
interface GigabitEthernet <sub-interface number #1 >
description Link to CER1
encapsulation dot1Q <VLAN ID 1>
ip address <IP Address> <subnet mask>
!
interface GigabitEthernet <sub-interface number #2>
description - Link to CER2
encapsulation dot1Q <VLAN ID 2>
ip address <IP Address> <subnet mask>
!
!
router ospf <process-id>
router-id <Loopback IP Address>
```

Required for
outbound load
balancing (CER to
PER)

Customer defined IP
address used for the
OSPF router-id

AT&T IP Flexible Reach and/or AT&T IP Toll-Free on AT&T VPN Service
BGP-R and Call Preservation Customer Configuration Guide
(September 7, 2021, Version 1.3)

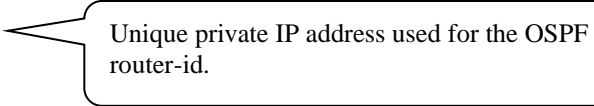
```
log-adjacency-changes
redistribute connected metric 20 metric-type 1 subnets
redistribute static metric 20 metric-type 1 subnets
network <IP Address of CER facing sub-interface #1> 0.0.0.0 area 0
network <IP Address of CER facing sub-interface #2> 0.0.0.0 area 0
!
ip forward-protocol nd
ip route <SBC1 Signaling IP address > 255.255.255.255 VLAN<Associated VLAN#>
ip route <SBC2 Signaling IP address > 255.255.255.255 VLAN<Associated VLAN#>
```

3.1.4 Configuration Template for Cascaded CUBE

This template is provided to assist with configuring the additional OSPF commands on a cascaded CUBE for use with BGP-R CALL PRESERVATION. Refer to the diagram in section 1.3.1.2.

The **red** highlighted entries are variables.

```
interface Loopback0
description –Loopback for SIP Signaling and Media
ip address <AT&T IP Flexible Reach Signaling IP Address> 255.255.255.255
!
interface Loopback1
description – Loopback for OSPF router-id -
ip address <IP address> 255.255.255.255
!
interface GigabitEthernet <main interface number>
description - Link to Layer 2 Customer Switch -
no ip address
load-interval 30
no keepalive
!
interface GigabitEthernet <sub-interface number #1 >
description - OSPF Link to WAN Router #1
encapsulation dot1Q <VLAN ID>
ip address <IP Address> <255.255.255.252>
!
!
interface GigabitEthernet <sub-interface number #2>
description - OSPF Link to WAN Router #2
encapsulation dot1Q <VLAN ID>
ip address <IP Address> <255.255.255.252>
!
router ospf 100
router-id <OSPF router ID>
log-adjacency-changes
redistribute static metric 20 metric-type 1 subnets
```



Unique private IP address used for the OSPF router-id.

AT&T IP Flexible Reach and/or AT&T IP Toll-Free on AT&T VPN Service
BGP-R and Call Preservation Customer Configuration Guide
(September 7, 2021, Version 1.3)

```
network < AT&T IP Flexible Reach Signaling IP Address > 0.0.0.0 area 0
```

```
network <IP Address of sub-interface #1> 0.0.0.0 area 0
```

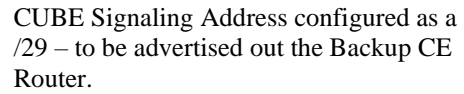
```
network <IP Address of sub-interface #2> 0.0.0.0 area 0
```

```
!
```

```
ip forward-protocol nd
```

```
!
```

```
ip address <AT&T IP Flexible Reach Signaling IP Address> 255.255.255.248 Null0
```

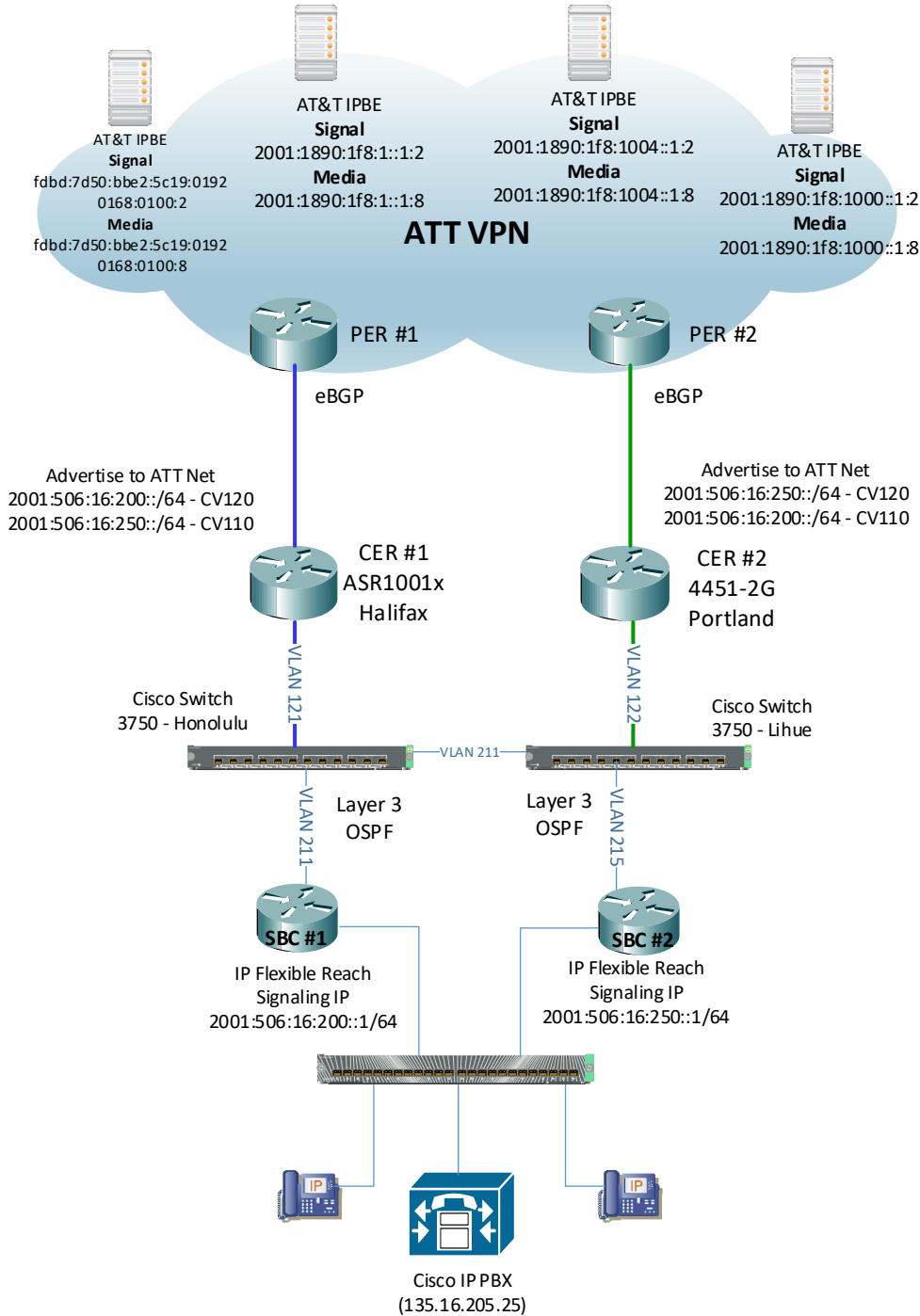


CUBE Signaling Address configured as a /29 – to be advertised out the Backup CE Router.

AT&T IP Flexible Reach and/or AT&T IP Toll-Free on AT&T VPN Service
 BGP-R and Call Preservation Customer Configuration Guide
 (September 7, 2021, Version 1.3)

3.1.5 IPV6 Example Configurations

The following diagram will be used to populate the sample configurations.



AT&T IP Flexible Reach and/or AT&T IP Toll-Free on AT&T VPN Service
BGP-R and Call Preservation Customer Configuration Guide
(September 7, 2021, Version 1.3)

ASR1001x-Halifax Configuration Example:

```
ip cef
ipv6 cef
!
!
interface Loopback0
  description - BGP and OSPF Router ID
  ip address 192.168.0.8 255.255.255.255
  ipv6 address 2001:506:16:100::8/128
!
!
!
interface GigabitEthernet0/0/0
  description - WAN link
  mtu 1514
  no ip address
  load-interval 30
  negotiation auto
  cdp enable
!
interface GigabitEthernet0/0/0.100
  description Link To DCXRPE3 - Gig0/5/0/4.100
  encapsulation dot1Q 100
  ip address 195.18.32.37 255.255.255.252
  ipv6 address 2001:506:15:110::1/64
  bfd interval 999 min_rx 999 multiplier 3
  no bfd echo
!
interface GigabitEthernet0/0/1
  description - Trunk To 3750-Honolulu - Port gig0/1
  no ip address
  load-interval 30
  negotiation auto
  cdp enable
  hold-queue 2048 in
  hold-queue 2048 out
!
interface GigabitEthernet0/0/1.121
  description BGP - to - OSPF Link to 3750-Honolulu
  encapsulation dot1Q 121
  ipv6 address 2002::121:101/126
  ipv6 enable
  ipv6 ospf 100 area 0
  ipv6 ospf priority 100
  ipv6 ospf cost 10
!
!
router bgp 65000
  bgp router-id 192.168.0.8
  bgp log-neighbor-changes
  timers bgp 3 9
  neighbor 2001:506:15:110::2 remote-as 13979
  neighbor 2001:506:15:110::2 fall-over bfd
  neighbor 195.18.32.38 remote-as 13979
!
address-family ipv4
  network 172.41.0.0 mask 255.255.128.0
  network 192.168.0.8 mask 255.255.255.255
```

**AT&T IP Flexible Reach and/or AT&T IP Toll-Free on AT&T VPN Service
BGP-R and Call Preservation Customer Configuration Guide
(September 7, 2021, Version 1.3)**

```
no neighbor 2001:506:15:110::2 activate
neighbor 195.18.32.38 activate
neighbor 195.18.32.38 allowas-in
exit-address-family
!
address-family ipv6
  redistribute ospf 100 metric 20 match internal external 1 external 2 route-map
  OSPF_TO_BGP
  network 2001:506:15:110::/64
  network 2001:506:16:8::/64
  network 2001:506:16:100::8/128
  network 2002::121:100/126
  neighbor 2001:506:15:110::2 activate
  neighbor 2001:506:15:110::2 send-community both
  neighbor 2001:506:15:110::2 advertisement-interval 1
  neighbor 2001:506:15:110::2 allowas-in
  neighbor 2001:506:15:110::2 soft-reconfiguration inbound
  neighbor 2001:506:15:110::2 route-map AVPN_Routes_In_Primary in
  neighbor 2001:506:15:110::2 route-map Customer_Networks out
  neighbor 2001:506:15:110::2 filter-list 1 in
exit-address-family
!
!
ip bgp-community new-format
ip as-path access-list 1 deny _64600_
ip as-path access-list 1 permit .*
!
ipv6 router ospf 100
  router-id 192.168.0.8
  default-information originate metric 20 metric-type 1
  redistribute bgp 65000 route-map BGP_TO_OSPF
!
!
!
ipv6 prefix-list ALLOW-ANY description - APPLY TO ALL INCOMING EBGp ROUTES
ipv6 prefix-list ALLOW-ANY seq 100 permit ::/0 le 128
!
ipv6 prefix-list BGP-TO-OSPF-TYPE-1 description - BGP ROUTES -> OSPF E1 ROUTES
ipv6 prefix-list BGP-TO-OSPF-TYPE-1 seq 5 permit fdbc:7d50:bbe2:5c19::/64
ipv6 prefix-list BGP-TO-OSPF-TYPE-1 seq 10 permit 2001:1890:01f8:1000::/64
ipv6 prefix-list BGP-TO-OSPF-TYPE-1 seq 100 deny ::/0 le 128
!
ipv6 prefix-list BGP-TO-OSPF-TYPE-2 description - BGP ROUTES -> OSPF E2 ROUTES
ipv6 prefix-list BGP-TO-OSPF-TYPE-2 seq 5 permit 2001:1890:1f8:1004::/64
ipv6 prefix-list BGP-TO-OSPF-TYPE-2 seq 10 permit 2001:1890:1f8:1000::/64
ipv6 prefix-list BGP-TO-OSPF-TYPE-2 seq 100 deny ::/0 le 128
!
ipv6 prefix-list OSPF-TO-BGP description - IBGP Routes Allowed In
ipv6 prefix-list OSPF-TO-BGP seq 5 permit 2001:506:16:200::/64
ipv6 prefix-list OSPF-TO-BGP seq 10 permit 2001:506:16:250::/64
ipv6 prefix-list OSPF-TO-BGP seq 15 permit 2001:506:16:100::150/128
ipv6 prefix-list OSPF-TO-BGP seq 100 deny ::/0 le 128
!
ipv6 prefix-list WAN-CV-Value-120 description - CV 120 - Highest Priority
ipv6 prefix-list WAN-CV-Value-120 seq 5 permit 2001:506:16:200::/64
ipv6 prefix-list WAN-CV-Value-120 seq 10 permit 2001:506:16:100::8/128
ipv6 prefix-list WAN-CV-Value-120 seq 15 permit 2001:506:16:8::/64
ipv6 prefix-list WAN-CV-Value-120 seq 20 permit 2002::121:100/126
ipv6 prefix-list WAN-CV-Value-120 seq 25 permit 2001:506:16:100::150/128
ipv6 prefix-list WAN-CV-Value-120 seq 100 deny ::/0 le 128
```

**AT&T IP Flexible Reach and/or AT&T IP Toll-Free on AT&T VPN Service
BGP-R and Call Preservation Customer Configuration Guide
(September 7, 2021, Version 1.3)**

```
!  
ipv6 prefix-list WAN-CV-Value-110 description - CV 110 - 2nd Highest Priority  
ipv6 prefix-list WAN-CV-Value-110 seq 5 permit 2001:506:16:250::/64  
ipv6 prefix-list WAN-CV-Value-110 seq 100 deny ::/0 le 128  
!  
ipv6 prefix-list WAN-CV-Value-100 description - CV 100 - 3rd Highest Priority  
ipv6 prefix-list WAN-CV-Value-100 seq 100 deny ::/0 le 128  
!  
ipv6 prefix-list WAN-CV-Value-90 description - CV 90 - 4th Highest Priority  
ipv6 prefix-list WAN-CV-Value-90 seq 100 deny ::/0 le 128  
!  
ipv6 prefix-list WAN-CV-Value-80 description - CV 80 - 5th Highest Priority  
ipv6 prefix-list WAN-CV-Value-80 seq 100 deny ::/0 le 128  
!  
!  
route-map AVPN_Routes_In_Primary permit 10  
  match ipv6 address prefix-list ALLOW-ANY  
  set weight 64000  
!  
route-map OSPF_TO_BGP permit 10  
  match ipv6 address prefix-list OSPF-TO-BGP  
!  
route-map BGP_TO_OSPF permit 10  
  match ipv6 address prefix-list BGP-TO-OSPF-TYPE-1  
  set metric 20  
  set metric-type type-1  
!  
route-map BGP_TO_OSPF permit 20  
  match ipv6 address prefix-list BGP-TO-OSPF-TYPE-2  
  set metric 100  
  set metric-type type-2  
!  
route-map Customer_Networks permit 10  
  match ipv6 address prefix-list WAN-CV-Value-120  
  set as-path prepend 64600  
  set community 13979:120 additive  
!  
route-map Customer_Networks permit 20  
  match ipv6 address prefix-list WAN-CV-Value-110  
  set as-path prepend 64600  
  set community 13979:110 additive  
!  
route-map Customer_Networks permit 30  
  match ipv6 address prefix-list WAN-CV-Value-100  
  set as-path prepend 64600  
  set community 13979:100 additive  
!  
route-map Customer_Networks permit 40  
  match ipv6 address prefix-list WAN-CV-Value-90  
  set as-path prepend 64600  
  set community 13979:90 additive  
!  
route-map Customer_Networks permit 50  
  match ipv6 address prefix-list WAN-CV-Value-80  
  set as-path prepend 64600  
  set community 13979:80 additive  
!  
!
```


AT&T IP Flexible Reach and/or AT&T IP Toll-Free on AT&T VPN Service
BGP-R and Call Preservation Customer Configuration Guide
(September 7, 2021, Version 1.3)

4451 Portland Configuration Example:

```
ip cef
ipv6 cef
!
!
interface Loopback0
  description - BGP and OSPF Router ID
  ip address 192.168.0.15 255.255.255.255
  ipv6 address 2001:506:16:100::15/128
!
!
!
interface GigabitEthernet0/2
  description - IPv6 GIG-WAN Link
  no ip address
  load-interval 30
  duplex auto
  speed auto
!
interface GigabitEthernet0/2.2813
  description Link To SFCHRPE4 - Port 0/10/0/4.2813
  encapsulation dot1Q 2813
  ip address 192.168.130.41 255.255.255.252
  ip virtual-reassembly in
  ipv6 address 2001:506:15:32::2/64
  bfd interval 999 min_rx 999 multiplier 3
  no bfd echo
!
interface GigabitEthernet0/3
  description - Trunk To 3750-Lihue - Fa0/19
  no ip address
  load-interval 30
  duplex full
  speed auto
  hold-queue 2048 in
  hold-queue 2048 out
!
interface GigabitEthernet0/3.122
  description BGP - to - OSPF Link to 3750-Lihue
  encapsulation dot1Q 122
  ipv6 address 2002::122:101/126
  ipv6 enable
  ipv6 ospf 100 area 0
  ipv6 ospf cost 10
!
!
router bgp 65000
  bgp router-id 192.168.0.15
  bgp log-neighbor-changes
  timers bgp 3 9
  neighbor 2001:506:15:32::1 remote-as 13979
  neighbor 2001:506:15:32::1 fall-over bfd
  neighbor 192.168.130.42 remote-as 13979
!
address-family ipv4
```

**AT&T IP Flexible Reach and/or AT&T IP Toll-Free on AT&T VPN Service
BGP-R and Call Preservation Customer Configuration Guide
(September 7, 2021, Version 1.3)**

```
network 192.168.0.15 mask 255.255.255.255
neighbor 192.168.130.42 activate
neighbor 192.168.130.42 allowas-in
exit-address-family
!
address-family ipv6
  redistribute ospf 100 metric 20 match internal external 1 external 2 route-map
  OSPF_TO_BGP
  network 2001:506:15:32::/64
  network 2001:506:16:15::/64
  network 2001:506:16:100::15/128
  network 2002::122:100/126
  neighbor 2001:506:15:32::1 activate
  neighbor 2001:506:15:32::1 send-community both
  neighbor 2001:506:15:32::1 advertisement-interval 1
  neighbor 2001:506:15:32::1 allowas-in
  neighbor 2001:506:15:32::1 soft-reconfiguration inbound
  neighbor 2001:506:15:32::1 route-map AVPN_Routes_In_Primary in
  neighbor 2001:506:15:32::1 route-map Customer_Networks out
  neighbor 2001:506:15:32::1 filter-list 1 in
exit-address-family
!
!
ip bgp-community new-format
ip as-path access-list 1 deny _64600_
ip as-path access-list 1 permit .*
!
ipv6 router ospf 100
  router-id 192.168.0.15
  default-information originate metric 20 metric-type 1
  redistribute bgp 65000 route-map BGP_TO_OSPF
!
!
!
ipv6 prefix-list ALLOW-ANY description - APPLY TO ALL INCOMING EBGp ROUTES
ipv6 prefix-list ALLOW-ANY seq 100 permit ::/0 le 128
!
ipv6 prefix-list BGP-TO-OSPF-TYPE-1 description - BGP ROUTES -> OSPF E1 ROUTES
ipv6 prefix-list BGP-TO-OSPF-TYPE-1 seq 5 permit 2001:1890:1f8:1004::/64
ipv6 prefix-list BGP-TO-OSPF-TYPE-1 seq 10 permit 2001:1890:1f8:1000::/64
ipv6 prefix-list BGP-TO-OSPF-TYPE-1 seq 100 deny ::/0 le 128
!
ipv6 prefix-list BGP-TO-OSPF-TYPE-2 description - BGP ROUTES -> OSPF E2 ROUTES
ipv6 prefix-list BGP-TO-OSPF-TYPE-2 seq 5 permit fdbc:7d50:bbe2:5c19::/64
ipv6 prefix-list BGP-TO-OSPF-TYPE-2 seq 10 permit 2001:1890:01f8:1000::/64
ipv6 prefix-list BGP-TO-OSPF-TYPE-2 seq 100 deny ::/0 le 128
!
ipv6 prefix-list OSPF-TO-BGP description - OSPF Routes Allowed In
ipv6 prefix-list OSPF-TO-BGP seq 5 permit 2001:506:16:200::/64
ipv6 prefix-list OSPF-TO-BGP seq 10 permit 2001:506:16:250::/64
ipv6 prefix-list OSPF-TO-BGP seq 15 permit 2001:506:16:100::15/128
ipv6 prefix-list OSPF-TO-BGP seq 100 deny ::/0 le 128
!
ipv6 prefix-list WAN-CV-Value-120 description - CV 120 - Highest Priority
ipv6 prefix-list WAN-CV-Value-120 seq 5 permit 2001:506:16:250::/64
ipv6 prefix-list WAN-CV-Value-120 seq 10 permit 2001:506:16:100::15/128
ipv6 prefix-list WAN-CV-Value-120 seq 15 permit 2001:506:16:15::/64
ipv6 prefix-list WAN-CV-Value-120 seq 20 permit 2002::122:100/126
ipv6 prefix-list WAN-CV-Value-120 seq 25 permit 2001:506:16:100::15/128
ipv6 prefix-list WAN-CV-Value-120 seq 100 deny ::/0 le 128
```

**AT&T IP Flexible Reach and/or AT&T IP Toll-Free on AT&T VPN Service
BGP-R and Call Preservation Customer Configuration Guide
(September 7, 2021, Version 1.3)**

```
!  
!  
ipv6 prefix-list WAN-CV-Value-110 description - CV 110 - 2nd Highest Priority  
ipv6 prefix-list WAN-CV-Value-110 seq 5 permit 2001:506:16:200::/64  
ipv6 prefix-list WAN-CV-Value-110 seq 100 deny ::/0 le 128  
!  
ipv6 prefix-list WAN-CV-Value-100 description - CV 100 - 3rd Highest Priority  
ipv6 prefix-list WAN-CV-Value-100 seq 100 deny ::/0 le 128  
!  
ipv6 prefix-list WAN-CV-Value-90 description - CV 90 - 4th Highest Priority  
ipv6 prefix-list WAN-CV-Value-90 seq 100 deny ::/0 le 128  
!  
ipv6 prefix-list WAN-CV-Value-80 description - CV 80 - 5th Highest Priority  
ipv6 prefix-list WAN-CV-Value-80 seq 100 deny ::/0 le 128  
!  
  
route-map AVPN_Routes_In_Primary permit 10  
  match ipv6 address prefix-list ALLOW-ANY  
  set weight 64000  
!  
route-map OSPF_TO_BGP permit 10  
  match ipv6 address prefix-list OSPF-TO-BGP  
!  
route-map BGP_TO_OSPF permit 10  
  match ipv6 address prefix-list BGP-TO-OSPF-TYPE-1  
  set metric 20  
  set metric-type type-1  
!  
route-map BGP_TO_OSPF permit 20  
  match ipv6 address prefix-list BGP-TO-OSPF-TYPE-2  
  set metric 100  
  set metric-type type-2  
!  
route-map Customer_Networks permit 10  
  match ipv6 address prefix-list WAN-CV-Value-120  
  set as-path prepend 64600  
  set community 13979:120 additive  
!  
route-map Customer_Networks permit 20  
  match ipv6 address prefix-list WAN-CV-Value-110  
  set as-path prepend 64600  
  set community 13979:110 additive  
!  
route-map Customer_Networks permit 30  
  match ipv6 address prefix-list WAN-CV-Value-100  
  set as-path prepend 64600  
  set community 13979:100 additive  
!  
route-map Customer_Networks permit 40  
  match ipv6 address prefix-list WAN-CV-Value-90  
  set as-path prepend 64600  
  set community 13979:90 additive  
!  
route-map Customer_Networks permit 50  
  match ipv6 address prefix-list WAN-CV-Value-80  
  set as-path prepend 64600  
  set community 13979:80 additive  
!  
!
```

3.2 Router Configurations with EBGp

3.2.1 CER Configuration (BGP-R CALL PRESERVATION and EBGp) Template

In BGP-R CALL PRESERVATION configurations there will be ONE PRIMARY SBC per CER. There can be an unlimited amount of backup SBCs.

PRIMARY SBC:

Community Value = 120: SBC1 will be the PRIMARY SBC for the CER being configured. The primary SBC will be mapped to a prefix list called “**CV120**”. The primary SBC will be configured with a fixed CV value of **120**, prefix of **/32**. It is mandatory to configure a primary SBC.

BACKUP SBCs:

Secondary Route, Community Value = 110: Any SBC(s) marked with a CV of 110 will be advertised as a secondary route on the CER being configured. These SBCs will be mapped to a prefix list called “**CV110**”. The SBCs will be configured with a fixed CV value of **110** and prefix of **/29**. Multiple SBCs can be configured with a secondary route on a CER.

Tertiary Route, Community Value = 100: Any SBC(s) marked with a CV value of 100 will be advertised as a tertiary route on the CER being configured. These SBCs will be mapped to a prefix list called “**CV100**”. The SBCs will be configured with a fixed CV value of **100** and prefix of **/29**. Multiple SBCs can be configured with a tertiary route on a CER.

Quaternary Route, Community Value = 90: Any SBC(s) marked with a CV value of 90 will be advertised as a quaternary (4th) route on the CER being configured. These SBCs will be mapped to a prefix list called “**CV90**”. The SBCs will be configured with a fixed CV value of **90** and prefix of **/29**. Multiple SBCs can be configured with a quaternary route on the CER.

Quinary Route – Community Value = 80: Any SBC(s) marked with a CV value of 80 will be advertised as a quinary (5th) route on the CER being configured. These SBCs will be mapped to a prefix list called “**CV80**”. The SBCs will be configured with a fixed CV value of **80** and prefix of **/29**. Multiple SBCs can be configured with a quinary route on the CER.

Note: In the configuration template, the Backup SBCs for each Community Value will be referred to as “SBC#-CV#”. For example, if there are three SBCs mapped with a CV of 100 on a CER, the SBC IP Flexible Reach Signaling IP addresses will be referred to as SBC1-CV100, SBC2-CV100, SBC3-CV100. Each SBC will have its own unique signaling IP.

Note: If the IP PBX and/or IP Phone network is the same for multiple BGP-R CALL PRESERVATION CERs, the customer must choose one CER to advertise that network out as the

AT&T IP Flexible Reach and/or AT&T IP Toll-Free on AT&T VPN Service
BGP-R and Call Preservation Customer Configuration Guide
(September 7, 2021, Version 1.3)

primary (CV of 120). The IP PBX and/or IP Phone network will not be advertised out any of the other BGP-R CALL PRESERVATION CERS.

Assumption: All routes to customer network will be provided by customer via EBGP.

EBGP Template

```
ip cef
!
interface Loopback0
description - Loopback BGP router-id -
ip address <IP address> 255.255.255.255
!
interface GigabitEthernet <interface number>
no ip address
!
interface GigabitEthernet <sub- interface number>
description - Link to Layer 2/3 Device
encapsulation dot1Q <VLAN ID>
ip address <IP Address> <subnet mask>
!
int <ethernet interface connecting to the Voice Quality Monitor>
ip address <LAN IP address determined by VQM model> <mask>
!
router bgp <AS number>
bgp router-id <Loopback 0 IP address for BGP router-id>
timers bgp 3 9
neighbor <AT&T PER IP Address> remote-as <remote AS number>
neighbor <EBGP Neighbor IP Address> remote-as <EBP AS number>
!
address-family ipv4
network < Loopback 0 IP Address for BGP router-id> mask 255.255.255.255
network <VQM network> mask <subnet mask>
neighbor <AT&T PER IP Address> activate
neighbor <AT&T PER IP Address> send-community both
neighbor <AT&T PER IP Address> advertisement-interval 3
neighbor <AT&T PER IP Address> soft-reconfiguration inbound
neighbor <AT&T PER IP Address> route-map AVPN_Routes_In in
neighbor <AT&T PER IP Address> route-map Customer_SBC_Networks out
```

IP Address used for BGP router-id. Each CER participating in BGP-R must be configured with a unique IP address.

The EBGP Neighbor is located in the customer's network.

AT&T IP Flexible Reach and/or AT&T IP Toll-Free on AT&T VPN Service
BGP-R and Call Preservation Customer Configuration Guide
(September 7, 2021, Version 1.3)

```
neighbor <AT&T PER IP Address> filter-list 1 in
neighbor <EBGP Neighbor IP Address> activate
neighbor <EBGP Neighbor IP Address> send-community both
neighbor <EBGP Neighbor IP Address> advertisement-interval 3
neighbor <EBGP Neighbor IP Address> soft-reconfiguration inbound
neighbor <EBGP Neighbor IP Address> route-map EBGP_In in
neighbor <EBGP Neighbor IP Address> route-map EBGP_Out out
neighbor <EBGP Neighbor IP Address> filter-list 1 in
no auto-summary
no synchronization
exit-address-family
!
route-map AVPN_Routes_In permit 10
match ip address 3
set weight 64000
!
route-map EBGP_In permit 10
match ip address prefix-list EBGP-In
!
route-map EBGP_Out permit 10
match ip address prefix-list EBGP-Out-CV120
set as-path prepend 64600
set community <EBGP AS Number>:120 additive
!
route-map EBGP_Out permit 20
match ip address prefix-list EBGP-Out-CV110
set as-path prepend 64600
set community <EBGP AS Number>:110 additive
!
route-map EBGP_Out permit 30
match ip address prefix-list EBGP-Out-CV100
set as-path prepend 64600
set community <EBGP AS Number>:100 additive
!
route-map EBGP_Out permit 40
match ip address prefix-list EBGP-Out-CV90
set as-path prepend 64600
```

AT&T IP Flexible Reach and/or AT&T IP Toll-Free on AT&T VPN Service
BGP-R and Call Preservation Customer Configuration Guide
(September 7, 2021, Version 1.3)

```
set community <EBGP AS Number>:90 additive
!
route-map EBGp_Out permit 50
match ip address prefix-list EBGp-Out-CV80
set as-path prepend 64600
set community <EBGP AS Number>:80 additive
!
route-map Customer_SBC_Networks permit 10
match ip address prefix-list CV120
set as-path prepend 64600
set community <PER AS number>:120 additive
!
route-map Customer_SBC_Networks permit 20
match ip address prefix-list CV110
set as-path prepend 64600
set community <PER AS number>:110 additive
!
route-map Customer_SBC_Networks permit 30
match ip address prefix-list CV100
set as-path prepend 64600
set community <PER AS number>:100 additive
!
route-map Customer_SBC_Networks permit 40
match ip address prefix-list CV90
set as-path prepend 64600
set community <PER AS number>:90 additive
!
route-map Customer_SBC_Networks permit 50
match ip address prefix-list CV80
set as-path prepend 64600
set community <PER AS number>:80 additive
!
!
ip prefix-list CV120 description – Primary SBC Route
ip prefix-list CV120 seq 5 permit <Primary SBC Signaling IP Address>/32
ip prefix-list CV120 seq 10 permit < Loopback 0 IP Address for BGP router-id >/32
ip prefix list CV120 seq 15 permit <IP PBX and/or IP Phone network>/<Prefix Size>
```

AT&T IP Flexible Reach and/or AT&T IP Toll-Free on AT&T VPN Service
BGP-R and Call Preservation Customer Configuration Guide
(September 7, 2021, Version 1.3)

```
ip prefix list CV120 seq 20 permit <VQM Network>/<Prefix Size>
ip prefix-list CV120 seq 25 permit <Data Network1>/<Prefix Size>
ip prefix-list CV120 seq 30 permit <Data Network2>/<Prefix Size>
ip prefix-list CV120 seq 35 permit <Data Network3>/<Prefix Size>
```

Customer must configure network and prefix size for all the data networks to be redistributed into AT&T VPN service.

NOTE - Insert additional prefix-list entries for each network statement

```
ip prefix-list CV120 seq 100 deny 0.0.0.0/0 le 32
```

!

```
ip prefix-list CV110 description – Backup SBCs with CV of 110
```

```
ip prefix-list CV110 seq 5 permit <SBC1-CV110 Signaling IP Address>/29
```

```
ip prefix-list CV110 seq 10 permit <SBC2-CV110 Signaling IP Address>/29
```

*** CONTINUE TO ADD SEQUENCE LINE FOR EACH SBC WITH CV = 110***

***If there are NO SBCs with CV value 110, only configure the deny statement shown below**

```
ip prefix-list CV110 seq 100 deny 0.0.0.0/0 le 32
```

!

```
ip prefix-list CV100 description – Backup SBCs with CV of 100
```

```
ip prefix-list CV100 seq 5 permit <SBC1-CV100 Signaling IP Address>/29
```

```
ip prefix-list CV100 seq 10 permit <SBC2-CV100 Signaling IP Address>/29
```

*** CONTINUE TO ADD SEQUENCE LINE FOR EACH SBC WITH CV = 100***

***If there are NO SBCs with CV value 100, only configure the deny statement shown below**

```
ip prefix-list CV100 seq 100 deny 0.0.0.0/0 le 32
```

!

```
ip prefix-list CV90 description – Backup SBCs with CV of 90
```

```
ip prefix-list CV90 seq 5 permit <SBC1-CV90 Signaling IP Address>/29
```

```
ip prefix-list CV90 seq 10 permit <SBC2-CV90 Signaling IP Address>/29
```

*** CONTINUE TO ADD SEQUENCE LINE FOR EACH SBC WITH CV = 90***

***If there are NO SBCs with CV value 90, only configure the deny statement shown below**

```
ip prefix-list CV90 seq 100 deny 0.0.0.0/0 le 32
```

!

```
ip prefix-list CV80 description – Backup SBCs with CV of 80
```

```
ip prefix-list CV80 seq 5 permit <SBC1-CV80 Signaling IP Address>/29
```

```
ip prefix-list CV80 seq 10 permit <SBC2-CV80 Signaling IP Address>/29
```

*** CONTINUE TO ADD SEQUENCE LINE FOR EACH SBC WITH CV = 80***

***If there are NO SBCs with CV value 80, only configure the deny statement shown below**

```
ip prefix-list CV80 seq 100 deny 0.0.0.0/0 le 32
```

!

```
ip prefix-list EBG-Out-CV120 description – IP BE Routes sent to LAN with CV 120
```

The EBG-Out-CV# prefix lists can also be used to prioritize any AVPN data routes that customer wants advertised into the OSPF network .

AT&T IP Flexible Reach and/or AT&T IP Toll-Free on AT&T VPN Service
BGP-R and Call Preservation Customer Configuration Guide
(September 7, 2021, Version 1.3)

```
ip prefix-list EBG-Out-CV120 seq 5 permit <IPBE #1 Signaling IP address mapped to Primary SBC>/32
ip prefix-list EBG-Out-CV120 seq 10 permit <IPBE #1Media IP address mapped to Primary SBC>/32
ip prefix-list EBG-Out-CV120 seq 15 permit <IPBE #2 Signaling IP address mapped to Primary SBC>/32
ip prefix-list EBG-Out-CV120 seq 20 permit <IPBE #2 Media IP address mapped to Primary SBC>/32
*** CONTINUE TO ADD SEQUENCE LINE FOR EACH IP BE mapped to Primary SBC***
ip prefix-list EBG-Out-CV120 seq 95 permit 0.0.0/0
ip prefix-list EBG-Out-CV120 seq 100 deny 0.0.0/0 le 32
!
ip prefix-list EBG-Out-CV110 description – IP BE Routes sent to LAN with CV 110
ip prefix-list EBG-Out-CV110 seq 5 permit <IPBE #1 Signaling IP address mapped to SBC1-CV110>/32
ip prefix-list EBG-Out-CV110 seq 10 permit <IPBE #1 Media IP address mapped to SBC1-CV110>/32
ip prefix-list EBG-Out-CV110 seq 15 permit <IPBE #2 Signaling IP address mapped to SBC1-CV110>/32
ip prefix-list EBG-Out-CV110 seq 20 permit <IPBE #2 Media IP address mapped to SBC1-CV110>/32
ip prefix-list EBG-Out-CV110 seq 25 permit <IPBE #1 Signaling IP address mapped to SBC2-CV110>/32
ip prefix-list EBG-Out-CV110 seq 30 permit <IPBE #1 Media IP address mapped to SBC2-CV110>/32
ip prefix-list EBG-Out-CV110 seq 35 permit <IPBE #2 Signaling IP address mapped to SBC2-CV110>/32
ip prefix-list EBG-Out-CV110 seq 35 permit <IPBE #2 Media IP address mapped to SBC2-CV110>/32
*** CONTINUE TO ADD SEQUENCE LINE FOR EACH IP BE mapped to SBC with CV of 110***
***If there are NO SBCs with CV value 110, only configure the deny statement shown below**
ip prefix-list EBG-Out-CV110 seq 100 deny 0.0.0/0 le 32
!
ip prefix-list EBG-Out-CV100 description – IP BE Routes sent to LAN with CV 100
ip prefix-list EBG-Out-CV100 seq 5 permit <IPBE #1 Signaling IP address mapped to SBC1-CV100>/32
ip prefix-list EBG-Out-CV100 seq 10 permit <IPBE #1 Media IP address mapped to SBC1-CV100>/32
ip prefix-list EBG-Out-CV100 seq 15 permit <IPBE #2 Signaling IP address mapped to SBC1-CV100>/32
ip prefix-list EBG-Out-CV100 seq 25 permit <IPBE #2 Media IP address mapped to SBC1-CV100>/32
ip prefix-list EBG-Out-CV100 seq 30 permit <IPBE #1 Signaling IP address mapped to SBC2-CV100>/32
ip prefix-list EBG-Out-CV100 seq 35 permit <IPBE #1 Media IP address mapped to SBC2-CV100>/32
ip prefix-list EBG-Out-CV100 seq 40 permit <IPBE #2 Signaling IP address mapped to SBC2-CV100>/32
ip prefix-list EBG-Out-CV100 seq 45 permit <IPBE #2 Media IP address mapped to SBC2-CV100>/32
*** CONTINUE TO ADD SEQUENCE LINE FOR EACH IP BE mapped to SBC with CV of 100***
***If there are NO SBCs with CV value 100, only configure the deny statement shown below**
ip prefix-list EBG-Out-CV100 seq 100 deny 0.0.0/0 le 32
!
ip prefix-list EBG-Out-CV90 description – IP BE Routes sent to LAN with CV 90
ip prefix-list EBG-Out-CV90 seq 5 permit <IPBE #1 Signaling IP address mapped to SBC1-CV90>/32
ip prefix-list EBG-Out-CV90 seq 10 permit <IPBE #1 Media IP address mapped to SBC1-CV90>/32
```

AT&T IP Flexible Reach and/or AT&T IP Toll-Free on AT&T VPN Service
BGP-R and Call Preservation Customer Configuration Guide
(September 7, 2021, Version 1.3)

```

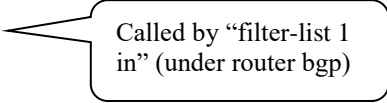
ip prefix-list EBG-Out-CV90 seq 15 permit <IPBE #2 Signaling IP address mapped to SBC1-CV90>/32
ip prefix-list EBG-Out-CV90 seq 20 permit <IPBE #2 Media IP address mapped to SBC1-CV90>/32
ip prefix-list EBG-Out-CV90 seq 25 permit <IPBE #1 Signaling IP address mapped to SBC2-CV90>/32
ip prefix-list EBG-Out-CV90 seq 30 permit <IPBE #1 IP Media address mapped to SBC2-CV90>/32
ip prefix-list EBG-Out-CV90 seq 35 permit <IPBE #2 IP Signaling address mapped to SBC2-CV90>/32
ip prefix-list EBG-Out-CV90 seq 40 permit <IPBE #2 IP Media address mapped to SBC2-CV90>/32
*** CONTINUE TO ADD SEQUENCE LINE FOR EACH IP BE mapped to SBC with CV of 90***
***If there are NO SBCs with CV value 90, only configure the deny statement shown below**
ip prefix-list EBG-Out-CV90 seq 100 deny 0.0.0.0/0 le 32
!
ip prefix-list EBG-Out-CV80 description – IP BE Routes sent to LAN with CV 80
ip prefix-list EBG-Out-CV80 seq 5 permit <IPBE #1 Signaling IP address mapped to SBC1-CV80>/32
ip prefix-list EBG-Out-CV80 seq 10 permit <IPBE #1 Media IP address mapped to SBC1-CV80>/32
ip prefix-list EBG-Out-CV80 seq 15 permit <IPBE #2 Signaling IP address mapped to SBC1-CV80>/32
ip prefix-list EBG-Out-CV80 seq 20 permit <IPBE #2 Media IP address mapped to SBC1-CV 80>/32
ip prefix-list EBG-Out-CV80 seq 25 permit <IPBE #1 Signaling IP address mapped to SBC2-CV 80>/32
ip prefix-list EBG-Out-CV80 seq 30 permit <IPBE #1 Media IP address mapped to SBC2-CV80>/32
ip prefix-list EBG-Out-CV80 seq 35 permit <IPBE #2 Signaling IP address mapped to SBC2-CV80>/32
ip prefix-list EBG-Out-CV80 seq 40 permit <IPBE #2 Media IP address mapped to SBC2-CV80>/32
*** CONTINUE TO ADD SEQUENCE LINE FOR EACH IP BE mapped to SBC with CV of 80***
***If there are NO SBCs with CV value 80, only configure the deny statement shown below**
ip prefix-list EBG-Out-CV80 seq 100 deny 0.0.0.0/0 le 32
!
!
ip prefix-list EBG-In description - Valid LAN Routes To Be Sent To WAN
ip prefix-list EBG-In seq 5 permit <Primary SBC Signaling IP Address>/32
***ADD ADDITIONAL LINES FOR ALL BACKUP SBC SIGNALING IPs **
ip prefix-list EBG-In seq 10 permit <SBC#– CV# Signaling IP>/29
ip prefix-list EBG-In seq 15 permit <SBC#– CV# Signaling IP>/29
ip prefix-list EBG-In seq 20 permit <SBC#– CV# Signaling IP>/29
ip prefix-list EBG-In seq 25 permit <IP PBX and/or IP Phone network>/<Prefix Size>
ip prefix-list EBG-In seq 30 permit <Data Network1>/<Prefix Size>
ip prefix-list EBG-In seq 35 permit <Data Network2>/<Prefix Size>
ip prefix-list EBP-In seq 40 permit <Data Network3>/<Prefix Size>
***NOTE - Insert additional prefix-list entries for each network statement***
ip prefix-list EBG-In seq 100 deny 0.0.0.0/0 le 32
!

```

Customer must configure network and prefix size for all the data networks to be redistributed into AT&T VPN service.

AT&T IP Flexible Reach and/or AT&T IP Toll-Free on AT&T VPN Service
BGP-R and Call Preservation Customer Configuration Guide
(September 7, 2021, Version 1.3)

```
ip bgp-community new-format
ip as-path access-list 1 deny _64600_
ip as-path access-list 1 permit .*
!
!
access-list 3 permit any
```



Called by “filter-list 1 in” (under router bgp)

3.2.2 Example Configurations

The following information will be used to populate the sample configurations.

Summary of IP Flexible Reach Signaling IP addresses:

CER1 = NYC1

- Primary SBC = 135.16.200.2 (primary route)
- Backup SBC with CV value of 110 (SBC1-CV110)= 135.16.19.2 (secondary route)
- Backup SBC with CV value of 100 (SBC1-CV100)= 135.16.44.2 (tertiary route)

CER2 = NYC2

- Primary SBC = 135.16.19.2 (primary route)
- Backup SBC with CV value of 110 (SBC1-CV110) =135.16.200.2 (secondary route)
- Backup SBC with CV value of 110 (SBC2-CV110)= 135.16.44.2 (secondary route)

CER3 =JC1

- Primary SBC1=135.16.44.2 (primary route)
- Backup SBC with CV Value of 100 (SBC1-CV100) = 135.16.200.2 (tertiary route)
- Backup SBC3 with CV value of 100 (SBC2-CV100)=135.16.19.2 (tertiary route)

AT&T IP Flexible Reach and/or AT&T IP Toll-Free on AT&T VPN Service
 BGP-R and Call Preservation Customer Configuration Guide
 (September 7, 2021, Version 1.3)

The following tables show the information that will need to be collected for BGP - CALL PRESERVATION configurations:

CER Name	<i>NYC1</i>
Location Name	<i>Wall Street</i>
CER LAN information (facing SBC)	
<i>Subinterface #</i>	<i>Gi 0/1.1</i>
<i>IP address & mask</i>	<i>10.1.1.1 mask 255.255.255.252</i>
<i>VLAN ID</i>	<i>111</i>
<i>OSPF/BGP Loopback IP address</i>	<i>198.22.44.5</i>
<i>IP PBX/IP Phone network & mask</i>	<i>10.10.20.0 mask 255.255.255.0</i>
Primary SBC with CV Value = 120	
<i>Signaling IP address</i>	<i>135.16.200.2</i>
<i>Associated IP BE addresses</i>	<i>22.44.40.20, 22.44.30.20, 33.22.80.20, 33.22.90.20</i>
Backup SBC(s) with CV Value= 110	
<i>Signaling IP address(es)</i>	<i>135.16.19.2</i>
<i>Associated IP BE addresses</i>	<i>12.44.40.25, 12.44.30.25, 13.22.80.25, 13.22.90.25</i>
Backup SBC(s) with CV Value = 100	
<i>Signaling IP address(es)</i>	<i>135.16.44.2</i>
<i>Associated IP BE addresses</i>	<i>92.44.40.20, 92.44.30.20, 93.22.80.20, 93.22.90.20</i>
Backup SBC(s) with CV Value = 90	
<i>Signaling IP address(es)</i>	<i>N/A</i>
<i>Associated IP BE addresses</i>	
Backup SBC(s) with CV Value = 80	
<i>Signaling IP address(es)</i>	<i>N/A</i>
<i>Associated IP BE addresses</i>	
Does customer want AT&T to advertise default route?	<i>Yes</i>

AT&T IP Flexible Reach and/or AT&T IP Toll-Free on AT&T VPN Service
 BGP-R and Call Preservation Customer Configuration Guide
 (September 7, 2021, Version 1.3)

CER Name	NYC2
Location Name	Wall Street
CER LAN information (facing SBC)	
<i>Subinterface #</i>	Gi 0/1.1
<i>IP address & mask</i>	10.2.1.1 mask 255.255.255.252
<i>VLAN ID</i>	121
<i>OSPF/BGP Loopback IP address</i>	197.77.44.10
<i>IP PBX/IP Phone network & mask</i>	10.10.20.0 mask 255.255.255.0
Primary SBC with CV Value = 120	
<i>Signaling IP address</i>	135.16.19.2
<i>Associated IP BE addresses</i>	12.44.40.25, 12.44.30.25, 13.22.80.25, 13.22.90.25
Backup SBC(s) with CV Value = 110	
<i>Signaling IP address(es)</i>	135.16.200.2, 135.16.44.2
<i>Associated IP BE addresses</i>	22.44.40.20, 22.44.30.20, 33.22.80.20, 33.22.90.20, 92.44.40.20, 92.44.30.20, 93.22.80.20, 93.22.90.20
Backup SBC(s) with CV Value = 100	
<i>Signaling IP address(es)</i>	N/A
<i>Associated IP BE addresses</i>	
Backup SBC(s) with CV Value = 90	
<i>Signaling IP address(es)</i>	N/A
<i>Associated IP BE addresses</i>	
Backup SBC(s) with CV Value = 80	
<i>Signaling IP address(es)</i>	N/A
<i>Associated IP BE addresses</i>	
Does customer want AT&T to advertise default route?	Yes

AT&T IP Flexible Reach and/or AT&T IP Toll-Free on AT&T VPN Service
 BGP-R and Call Preservation Customer Configuration Guide
 (September 7, 2021, Version 1.3)

CER Name	<i>JC1</i>
Location Name	<i>Jersey City</i>
CER LAN information (facing SBC)	
<i>Subinterface #</i>	<i>Gi 0/1.1</i>
<i>IP address & mask</i>	<i>10.3.1.1 mask 255.255.255.252</i>
<i>VLAN ID</i>	<i>131</i>
<i>OSPF/BGP Loopback IP address</i>	<i>192.45.44.21</i>
<i>IP PBX/IP Phone network & mask</i>	<i>10.50.50.0 mask 255.255.255.0</i>
Primary SBC with CV Value = 120	
<i>Signaling IP address</i>	<i>135.16.44.2</i>
<i>Associated IP BE addresses</i>	<i>92.44.40.20, 92.44.30.20, 93.22.80.20, 93.22.90.20</i>
Backup SBC(s) with CV Value = 110	
<i>Signaling IP address(es)</i>	<i>N/A</i>
<i>Associated IP BE addresses</i>	
Backup SBC(s) with CV Value = 100	
<i>Signaling IP address(es)</i>	<i>135.16.200.2, 135.16.19.2</i>
<i>Associated IP BE addresses</i>	<i>12.44.40.25, 12.44.30.25, 13.22.80.25, 13.22.90.25, 22.44.40.20, 22.44.30.20, 33.22.80.20, 33.22.90.20</i>
Backup SBC(s) with CV Value = 90	
<i>Signaling IP address(es)</i>	<i>N/A</i>
<i>Associated IP BE addresses</i>	
Backup SBC(s) with CV Value = 80	
<i>Signaling IP address(es)</i>	<i>N/A</i>
<i>Associated IP BE addresses</i>	
Does customer want AT&T to advertise default route?	<i>Yes</i>

3.2.2.1 NYC1

Following is the BGP - CALL PRESERVATION configuration for NYC1.

Note - The router commands shown in red are specific to the example.

```
ip cef
!
interface Loopback0
description – Loopback for Management & BGP router-id -
ip address 192.22.44.5 255.255.255.255
!
interface GigabitEthernet0/0
no ip address
!
interface GigabitEthernet0/0.1
description - Link to Layer 2/3 Device
encapsulation dot1Q 111
ip address 10.1.1.1 255.255.255.252
!
int GigabitEthernet0/1
description VQM interface
ip address 32.95.22.1 255.255.255.252
!
router bgp 65000
bgp router-id 198.22.44.5
timers bgp 3 9
neighbor 196.96.1.18 remote-as 13979          **AT&T PER**
neighbor 195.18.32.218 remote-as 65527      **EBGP neighbor**
!
address-family ipv4
network 198.22.44.5 mask 255.255.255.255    **BGP Loopback**
network 32.95.22.1 mask 255.255.255.252    **VQM Network**
neighbor 196.96.1.18 activate
neighbor 196.96.1.18 send-community both
```

AT&T IP Flexible Reach and/or AT&T IP Toll-Free on AT&T VPN Service
BGP-R and Call Preservation Customer Configuration Guide
(September 7, 2021, Version 1.3)

```
neighbor 196.96.1.18 advertisement-interval 3
neighbor 196.96.1.18 soft-reconfiguration inbound
neighbor 196.96.1.18 route-map AVPN_Routes_In in
neighbor 196.96.1.18 route-map Customer_SBC_Networks out
neighbor 196.96.1.18 filter-list 1 in
neighbor 195.18.32.218 activate
neighbor 195.18.32.218 send-community both
neighbor 195.18.32.218 advertisement-interval 3
neighbor 195.18.32.218 soft-reconfiguration inbound
neighbor 195.18.32.218 route-map EBGP_In in
neighbor 195.18.32.218 route-map EBGP_Out out
neighbor 195.18.32.218 filter-list 1 in
no auto-summary
no synchronization
exit-address-family
!
route-map AVPN_Routes_In permit 10
match ip address 3
set weight 64000
!
route-map EBGP_In permit 10
match ip address prefix-list EBGP-In
!
route-map EBGP_Out permit 10
match ip address prefix-list EBGP-Out-CV120
set as-path prepend 64600
set community 65527:120 additive
!
route-map EBGP_Out permit 20
match ip address prefix-list EBGP-Out-CV110
set as-path prepend 64600
set community 65527:110 additive
!
route-map EBGP_Out permit 30
match ip address prefix-list EBGP-Out-CV100
```


AT&T IP Flexible Reach and/or AT&T IP Toll-Free on AT&T VPN Service
BGP-R and Call Preservation Customer Configuration Guide
(September 7, 2021, Version 1.3)

```
set as-path prepend 64600
set community 65527:100 additive
!
route-map EBG_P_Out permit 40
match ip address prefix-list EBG_P-Out-CV90
set as-path prepend 64600
set community 65527:90 additive
!
route-map EBG_P_Out permit 50
match ip address prefix-list EBG_P-Out-CV80
set as-path prepend 64600
set community 65527:80 additive
!
route-map Customer_SBC_Networks permit 10
match ip address prefix-list CV120
set as-path prepend 64600
set community 13979:120 additive
!
route-map Customer_SBC_Networks permit 20
match ip address prefix-list CV110
set as-path prepend 64600
set community 13979:110 additive
!
route-map Customer_SBC_Networks permit 30
match ip address prefix-list CV100
set as-path prepend 64600
set community 13979:100 additive
!
route-map Customer_SBC_Networks permit 40
  match ip address prefix-list CV90
set as-path prepend 64600
set community 13979:90 additive
!
route-map Customer_SBC_Networks permit 50
match ip address prefix-list CV80
```

AT&T IP Flexible Reach and/or AT&T IP Toll-Free on AT&T VPN Service
BGP-R and Call Preservation Customer Configuration Guide
(September 7, 2021, Version 1.3)

```
set as-path prepend 64600
set community 13979:80 additive
!
!
ip prefix-list CV120 description – Primary SBC Route
ip prefix-list CV120 seq 5 permit 135.16.200.2/32      **Primary SBC**
ip prefix-list CV120 seq 10 permit 198.22.44.5/32     **BGP Loopback**
ip prefix list CV120 seq 15 permit 10.10.20.0/24      **IP PBX/IP Phone network**
ip prefix list CV120 seq 20 permit 32.95.22.0/30     **VQM Network**
ip prefix-list CV120 seq 25 permit 10.22.55.0/24     **Existing Data Network**
ip prefix-list CV120 seq 100 deny 0.0.0.0/0 le 32
!
ip prefix-list CV110 description – Backup SBCs with CV of 110
ip prefix-list CV110 seq 5 permit 135.16.19.2/29     **SBC1-CV110**
ip prefix-list CV110 seq 100 deny 0.0.0.0/0 le 32
!
ip prefix-list CV100 description – Backup SBCs with CV of 100
ip prefix-list CV100 seq 5 permit 135.16.44.2/29     **SBC1-CV100**
ip prefix-list CV100 seq 100 deny 0.0.0.0/0 le 32
!
ip prefix-list CV90 description – Backup SBCs with CV of 90
ip prefix-list CV90 seq 100 deny 0.0.0.0/0 le 32
!
ip prefix-list CV80 description – Backup SBCs with CV of 80
ip prefix-list CV80 seq 100 deny 0.0.0.0/0 le 32
!
ip prefix-list EBG-Out-CV120 description – IP BE Routes sent to LAN with CV 120
ip prefix-list EBG-Out-CV120 seq 5 permit 22.44.40.20/32
ip prefix-list EBG-Out-CV120 seq 10 permit 22.44.30.20/32
ip prefix-list EBG-Out-CV120 seq 15 permit 33.22.80.20/32
ip prefix-list EBG-Out-CV120 seq 20 permit 33.22.90.20/32
ip prefix-list EBG-Out-CV120 seq 95 permit 0.0.0.0/0
ip prefix-list EBG-Out-CV120 seq 100 deny 0.0.0.0/0 le 32
!
ip prefix-list EBG-Out-CV110 description – IP BE Routes sent to LAN with CV 110
```

AT&T IP Flexible Reach and/or AT&T IP Toll-Free on AT&T VPN Service
BGP-R and Call Preservation Customer Configuration Guide
(September 7, 2021, Version 1.3)

```
ip prefix-list EBG-Out-CV110 seq 5 permit 12.44.40.25/32
ip prefix-list EBG-Out-CV110 seq 10 permit 12.44.30.25/32
ip prefix-list EBG-Out-CV110 seq 15 permit 13.22.80.25/32
ip prefix-list EBG-Out-CV110 seq 20 permit 13.22.90.25/32
ip prefix-list EBG-Out-CV110 seq 100 deny 0.0.0.0/0 le 32
!
ip prefix-list EBG-Out-CV100 description – IP BE Routes sent to LAN with CV 100
ip prefix-list EBG-Out-CV100 seq 5 permit 92.44.40.20/32
ip prefix-list EBG-Out-CV100 seq 10 permit 92.44.30.20/32
ip prefix-list EBG-Out-CV100 seq 15 permit 93.22.80.20/32
ip prefix-list EBG-Out-CV100 seq 20 permit 93.22.90.20/32
ip prefix-list EBG-Out-CV100 seq 100 deny 0.0.0.0/0 le 32
!
ip prefix-list EBG-Out-CV90 description – IP BE Routes sent to LAN with CV 90
ip prefix-list EBG-Out-CV90 seq 100 deny 0.0.0.0/0 le 32
!
ip prefix-list EBG-Out-CV80 description – IP BE Routes sent to LAN with CV 80
ip prefix-list EBG-Out-CV80 seq 100 deny 0.0.0.0/0 le 32
!
!
ip prefix-list EBG-In description - Valid LAN Routes To Be Sent To WAN
ip prefix-list EBG-In seq 5 permit 135.16.200.2/32 **Primary SBC**
***ADD ADDITIONAL LINES FOR ALL BACKUP SBC SIGNALING IPs **
ip prefix-list EBG-In seq 10 permit 135.16.19.2/29 **SBC1-CV 110**
ip prefix-list EBG-In seq 15 permit 135.16.44.2/29 **SBC1-CV 100 **
ip prefix-list EBG-In seq 25 permit 10.10.20.0/24 **IP PBX/IP Phone network**
ip prefix-list EBG-In seq 30 permit 10.22.55.0/24 **Existing Data Network**
ip prefix-list EBG-In seq 100 deny 0.0.0.0/0 le 32
!
ip bgp-community new-format
ip as-path access-list 1 deny _64600_
ip as-path access-list 1 permit .*
!
!
```

```
access-list 3 permit any
```

3.2.2.2 NYC2

Following is the BGP-R CALL PRESERVATION configuration for NYC2.

Note: The router commands shown in red are specific to the example.

```
ip cef
!
interface Loopback0
description – Loopback for Management & BGP router-id -
ip address 197.77.44.10 255.255.255.255
!
interface GigabitEthernet0/0
no ip address
!
interface GigabitEthernet0/0.1
description - Link to Layer 2/3 Device
encapsulation dot1Q 121
ip address 10.2.1.1 255.255.255.252
!
int GigabitEthernet0/1
description VQM Interface
ip address 32.95.35.1 255.255.255.252
!
router bgp 65000
bgp router-id 197.77.44.10
timers bgp 3 9
neighbor 197.97.1.18 remote-as 13979          **AT&T PER**
neighbor 195.18.32.222 remote-as 65527      **EBGP Neighbor**
!
address-family ipv4
network 197.77.44.10 mask 255.255.255.255    **BGP loopback**
network 32.95.35.0 mask 255.255.255.252     **VQM network**
```

AT&T IP Flexible Reach and/or AT&T IP Toll-Free on AT&T VPN Service
BGP-R and Call Preservation Customer Configuration Guide
(September 7, 2021, Version 1.3)

```
neighbor 197.97.1.18 activate
neighbor 197.97.1.18 send-community both
neighbor 197.97.1.18 advertisement-interval 3
neighbor 197.97.1.18 soft-reconfiguration inbound
neighbor 197.97.1.18 route-map AVPN_Routes_In in
neighbor 197.97.1.18 route-map Customer_SBC_Networks out
neighbor 197.97.1.18 filter-list 1 in
neighbor 195.18.32.222 activate
neighbor 195.18.32.222 send-community both
neighbor 195.18.32.222 advertisement-interval 3
neighbor 195.18.32.222 soft-reconfiguration inbound
neighbor 195.18.32.222 route-map EBGp_In in
neighbor 195.18.32.222 route-map EBGp_Out out
neighbor 195.18.32.222 filter-list 1 in
no auto-summary
no synchronization
exit-address-family
!
route-map AVPN_Routes_In permit 10
match ip address 3
set weight 64000
!
route-map EBGp_In permit 10
match ip address prefix-list EBGp-In
!
route-map EBGp_Out permit 10
match ip address prefix-list EBGp-Out-CV120
set as-path prepend 64600
set community 65527:120 additive
!
route-map EBGp_Out permit 20
match ip address prefix-list EBGp-Out-CV110
set as-path prepend 64600
set community 65527:110 additive
!
```

AT&T IP Flexible Reach and/or AT&T IP Toll-Free on AT&T VPN Service
BGP-R and Call Preservation Customer Configuration Guide
(September 7, 2021, Version 1.3)

```
route-map EBG_P_Out permit 30
  match ip address prefix-list EBG_P-Out-CV100
  set as-path prepend 64600
  set community 65527:100 additive
!
route-map EBG_P_Out permit 40
  match ip address prefix-list EBG_P-Out-CV90
  set as-path prepend 64600
  set community 65527:90 additive
!
route-map EBG_P_Out permit 50
  match ip address prefix-list EBG_P-Out-CV80
  set as-path prepend 64600
  set community 65527:80 additive
!
route-map Customer_SBC_Networks permit 10
  match ip address prefix-list CV120
  set as-path prepend 64600
  set community 13979:120 additive
!
route-map Customer_SBC_Networks permit 20
  match ip address prefix-list CV110
  set as-path prepend 64600
  set community 13979:110 additive
!
route-map Customer_SBC_Networks permit 30
  match ip address prefix-list CV100
  set as-path prepend 64600
  set community 13979:100 additive
!
route-map Customer_SBC_Networks permit 40
  match ip address prefix-list CV90
  set as-path prepend 64600
  set community 13979:90 additive
!
```

AT&T IP Flexible Reach and/or AT&T IP Toll-Free on AT&T VPN Service
BGP-R and Call Preservation Customer Configuration Guide
(September 7, 2021, Version 1.3)

```
route-map Customer_SBC_Networks permit 50
match ip address prefix-list CV80
set as-path prepend 64600
set community 13979 80 additive
!
!
ip prefix-list CV120 description – Primary SBC Route
ip prefix-list CV120 seq 5 permit 135.16.19.2/32      **Primary SBC**
ip prefix-list CV120 seq 10 permit 197.77.44.10/32   **BGP Loopback**
ip prefix list CV120 seq 20 permit 32.95.35.0/30     **VQM Network**
ip prefix-list CV120 seq 100 deny 0.0.0.0/0 le 32
!
ip prefix-list CV110 description – Backup SBCs with CV of 110
ip prefix-list CV110 seq 5 permit 135.16.200.2/29    **SBC1-CV110**
ip prefix-list CV110 seq 10 permit 135.16.44.2/29   **SBC2-CV110**
ip prefix-list CV110 seq 100 deny 0.0.0.0/0 le 32
!
ip prefix-list CV100 description – Backup SBCs with CV of 100
ip prefix-list CV100 seq 100 deny 0.0.0.0/0 le 32
!
ip prefix-list CV90 description – Backup SBCs with CV of 90
ip prefix-list CV90 seq 100 deny 0.0.0.0/0 le 32
!
ip prefix-list CV80 description – Backup SBCs with CV of 80
ip prefix-list CV80 seq 100 deny 0.0.0.0/0 le 32
!
ip prefix-list EBG-Out-CV120 description – IP BE Routes sent to LAN with CV 120
ip prefix-list EBG-Out-CV120 seq 5 permit 12.44.40.25/32
ip prefix-list EBG-Out-CV120 seq 10 permit 12.44.30.25/32
ip prefix-list EBG-Out-CV120 seq 15 permit 13.22.80.25/32
ip prefix-list EBG-Out-CV120 seq 20 permit 13.22.90.25/32
ip prefix-list EBG-Out-CV120 seq 95 permit 0.0.0.0/0
ip prefix-list EBG-Out-CV120 seq 100 deny 0.0.0.0/0 le 32
!
ip prefix-list EBG-Out-CV110 description – IP BE Routes sent to LAN with CV 110
```

AT&T IP Flexible Reach and/or AT&T IP Toll-Free on AT&T VPN Service
BGP-R and Call Preservation Customer Configuration Guide
(September 7, 2021, Version 1.3)

```
ip prefix-list EBG-Out-CV110 seq 5 permit 22.44.40.20/32
ip prefix-list EBG-Out-CV110 seq 10 permit 22.44.30.20/32
ip prefix-list EBG-Out-CV110 seq 15 permit 33.22.80.20/32
ip prefix-list EBG-Out-CV110 seq 20 permit 33.22.90.20/32
ip prefix-list EBG-Out-CV110 seq 25 permit 92.44.40.20/32
ip prefix-list EBG-Out-CV110 seq 30 permit 92.44.30.20/32
ip prefix-list EBG-Out-CV110 seq 35 permit 93.22.80.20/32
ip prefix-list EBG-Out-CV110 seq 35 permit 93.22.90.20 /32
ip prefix-list EBG-Out-CV110 seq 100 deny 0.0.0.0/0 le 32
!
ip prefix-list EBG-Out-CV100 description – IP BE Routes sent to LAN with CV 100
ip prefix-list EBG-Out-CV100 seq 100 deny 0.0.0.0/0 le 32
!
ip prefix-list EBG-Out-CV90 description – IP BE Routes sent to LAN with CV 90
ip prefix-list EBG-Out-CV90 seq 100 deny 0.0.0.0/0 le 32
!
ip prefix-list EBG-Out-CV80 description – IP BE Routes sent to LAN with CV 80
ip prefix-list EBG-Out-CV80 seq 100 deny 0.0.0.0/0 le 32
!
!
ip prefix-list EBG-In description - Valid LAN Routes To Be Sent To WAN
ip prefix-list EBG-In seq 5 permit 135.16.19.2/32      **Primary SBC**
ip prefix-list EBG-In seq 10 permit 135.16.200.2/29  **SBC1-CV110**
ip prefix-list EBG-In seq 15 permit <135.16.44.2/29 **SBC2-CV110**
ip prefix-list EBG-In seq 100 deny 0.0.0.0/0 le 32
!
ip bgp-community new-format
ip as-path access-list 1 deny _64600_
ip as-path access-list 1 permit .*
!
!
access-list 3 permit any
```


AT&T IP Flexible Reach and/or AT&T IP Toll-Free on AT&T VPN Service
BGP-R and Call Preservation Customer Configuration Guide
(September 7, 2021, Version 1.3)

3.2.2.3 JC1

Following is the BGP-R CALL PRESERVATION configuration for **JC1**.

Note: The router commands shown in red are specific to the example.

```
ip cef
!
interface Loopback0
  description – Loopback for Management & BGP router-id -
  ip address 192.45.44.21 255.255.255.255
!
interface GigabitEthernet0/0
  no ip address
!
interface GigabitEthernet0/0.1
  description - Link to Layer 2/3 Device
  encapsulation dot1Q 131
  ip address 10.3.1.1 255.255.255.252
!
Interface GigabitEthernet0/1
  description VQM interface
  ip address 32.95.63.1 255.255.255.252
!
router bgp 65000
  bgp router-id 192.45.44.21
  timers bgp 3 9
  neighbor 197.22.9.18 remote-as 13979                **AT&T PER **
  neighbor 195.18.32.234 remote-as 65527             **EBGP Neighbor**
!
address-family ipv4
  network 192.45.44.21 mask 255.255.255.255          **BGP Loopback**
  network 32.95.63.0 mask 255.255.255.252           **VQM Network**
  neighbor 197.22.9.18 activate
  neighbor 197.22.9.18 send-community both
  neighbor 197.22.9.18 advertisement-interval 3
  neighbor 197.22.9.18 soft-reconfiguration inbound
```

AT&T IP Flexible Reach and/or AT&T IP Toll-Free on AT&T VPN Service
BGP-R and Call Preservation Customer Configuration Guide
(September 7, 2021, Version 1.3)

```
neighbor 197.22.9.18 route-map AVPN_Routes_In in
neighbor 197.22.9.18 route-map Customer_SBC_Networks out
neighbor 197.22.9.18 filter-list 1 in
neighbor 195.18.32.234 activate
neighbor 195.18.32.234 send-community both
neighbor 195.18.32.234 advertisement-interval 3
neighbor 195.18.32.234 soft-reconfiguration inbound
neighbor 195.18.32.234 route-map EBGp_In in
neighbor 195.18.32.234 route-map EBGp_Out out
neighbor 195.18.32.234 filter-list 1 in
no auto-summary
no synchronization
exit-address-family
!
route-map AVPN_Routes_In permit 10
match ip address 3
set weight 64000
!
route-map EBGp_In permit 10
match ip address prefix-list EBGp-In
!
route-map EBGp_Out permit 10
match ip address prefix-list EBGp-Out-CV120
set as-path prepend 64600
set community 65527:120 additive
!
route-map EBGp_Out permit 20
match ip address prefix-list EBGp-Out-CV110
set as-path prepend 64600
set community 65527:110 additive
!
route-map EBGp_Out permit 30
match ip address prefix-list EBGp-Out-CV100
set as-path prepend 64600
set community 65527:100 additive
```

AT&T IP Flexible Reach and/or AT&T IP Toll-Free on AT&T VPN Service
BGP-R and Call Preservation Customer Configuration Guide
(September 7, 2021, Version 1.3)

```
!  
route-map EBG_P_Out permit 40  
  match ip address prefix-list EBG_P-Out-CV90  
  set as-path prepend 64600  
  set community 65527:90 additive  
!  
route-map EBG_P_Out permit 50  
  match ip address prefix-list EBG_P-Out-CV80  
  set as-path prepend 64600  
  set community 65527:80 additive  
!  
route-map Customer_SBC_Networks permit 10  
  match ip address prefix-list CV120  
  set as-path prepend 64600  
  set community 13979:120 additive  
!  
route-map Customer_SBC_Networks permit 20  
  match ip address prefix-list CV110  
  set as-path prepend 64600  
  set community 13979:110 additive  
!  
route-map Customer_SBC_Networks permit 30  
  match ip address prefix-list CV100  
  set as-path prepend 64600  
  set community 13979:100 additive  
!  
route-map Customer_SBC_Networks permit 40  
  match ip address prefix-list CV90  
  set as-path prepend 64600  
  set community 13979:90 additive  
!  
route-map Customer_SBC_Networks permit 50  
  match ip address prefix-list CV80  
  set as-path prepend 64600  
  set community 13979:80 additive
```

AT&T IP Flexible Reach and/or AT&T IP Toll-Free on AT&T VPN Service
BGP-R and Call Preservation Customer Configuration Guide
(September 7, 2021, Version 1.3)

```
!  
!  
ip prefix-list CV120 description – Primary SBC Route  
ip prefix-list CV120 seq 5 permit 135.16.44.2/32      **Primary SBC**  
ip prefix-list CV120 seq 10 permit 192.45.44.21/32   **BGP Loopback**  
ip prefix list CV120 seq 15 permit 10.50.50.0/24     **IP PBX/IP phone network**  
ip prefix list CV120 seq 20 permit 32.95.63/30       **VQM Network**  
ip prefix-list CV120 seq 100 deny 0.0.0.0/0 le 32  
!  
ip prefix-list CV110 description – Backup SBCs with CV of 110  
ip prefix-list CV110 seq 100 deny 0.0.0.0/0 le 32  
!  
ip prefix-list CV100 description – Backup SBCs with CV of 100  
ip prefix-list CV100 seq 5 permit 135.16.200.2/29    **SBC1-CV100**  
ip prefix-list CV100 seq 10 permit 135.16.19.2/29   **SBC2-CV100**  
ip prefix-list CV100 seq 100 deny 0.0.0.0/0 le 32  
!  
ip prefix-list CV90 description – Backup SBCs with CV of 90  
ip prefix-list CV90 seq 100 deny 0.0.0.0/0 le 32  
!  
ip prefix-list CV80 description – Backup SBCs with CV of 80  
ip prefix-list CV80 seq 100 deny 0.0.0.0/0 le 32  
!  
ip prefix-list EBG-Out-CV120 description – IP BE Routes sent to LAN with CV 120  
ip prefix-list EBG-Out-CV120 seq 5 permit 92.44.40.20/32  
ip prefix-list EBG-Out-CV120 seq 10 permit 92.44.30.20/32  
ip prefix-list EBG-Out-CV120 seq 15 permit 93.22.80.20/32  
ip prefix-list EBG-Out-CV120 seq 20 permit 93.22.90.20/32  
ip prefix-list EBG-Out-CV120 seq 95 permit 0.0.0.0/0  
ip prefix-list EBG-Out-CV120 seq 100 deny 0.0.0.0/0 le 32  
!  
ip prefix-list EBG-Out-CV110 description – IP BE Routes sent to LAN with CV 110  
ip prefix-list EBG-Out-CV110 seq 100 deny 0.0.0.0/0 le 32  
!  
ip prefix-list EBG-Out-CV100 description – IP BE Routes sent to LAN with CV 100
```

AT&T IP Flexible Reach and/or AT&T IP Toll-Free on AT&T VPN Service
BGP-R and Call Preservation Customer Configuration Guide
(September 7, 2021, Version 1.3)

```
ip prefix-list EBG-Out-CV100 seq 5 permit 22.44.40.20/32
ip prefix-list EBG-Out-CV100 seq 10 permit 22.44.30.20/32
ip prefix-list EBG-Out-CV100 seq 15 permit 33.22.80.20/32
ip prefix-list EBG-Out-CV100 seq 20 permit 33.22.90.20/32
ip prefix-list EBG-Out-CV100 seq 25 permit 12.44.40.25/32
ip prefix-list EBG-Out-CV100 seq 30 permit 12.44.30.25/32
ip prefix-list EBG-Out-CV100 seq 35 permit 13.22.80.25/32
ip prefix-list EBG-Out-CV100 seq 40 permit 13.22.90.25/32
ip prefix-list EBG-Out-CV100 seq 100 deny 0.0.0.0/0 le 32
!
ip prefix-list EBG-Out-CV90 description – IP BE Routes sent to LAN with CV 90
ip prefix-list EBG-Out-CV90 seq 100 deny 0.0.0.0/0 le 32
!
ip prefix-list EBG-Out-CV80 description – IP BE Routes sent to LAN with CV 80
ip prefix-list EBG-Out-CV80 seq 100 deny 0.0.0.0/0 le 32
!
!
ip prefix-list EBG-In description - Valid LAN Routes To Be Sent To WAN
ip prefix-list EBG-In seq 5 permit 135.16.44.2/32          **Primary SBC**
ip prefix-list EBG-In seq 10 permit 135.16.200.2/29      **SBC1-CV100**
ip prefix-list EBG-In seq 15 permit 135.16.19.2/29      **SBC2-CV100**
ip prefix-list EBG-In seq 25 permit 10.50.50.0/24       **IP PBX/IP phone network* *
ip prefix-list EBG-In seq 100 deny 0.0.0.0/0 le 32
!
ip bgp-community new-format
ip as-path access-list 1 deny _64600_
ip as-path access-list 1 permit .*
!
!
access-list 3 permit any
```

3.2.3 Configuration Example for Cascaded EBGW Device (for use with generic SBC)

This section will provide an example to assist with configuring the cascaded EBGW device for use with BGP-R CALL PRESERVATION.

In the following example, there will be two cascaded layer 2/3 Cisco switches for EBGW. Each switch is designed to have one physical interface facing the CER and one physical interface facing the SBC. Each switch will be an EBGW neighbor to one of the CERs. In addition, the switches will have a cross-over cable between them for IBGP.

CER facing Interface: The EBGW device will have an interface that faces one or more CERs. That interface will be configured as a main interface or sub-interface for each corresponding CER that it is connected to.

SBC facing interface: The EBGW device will have an interface that faces one or more SBCs. That interface will be configured as a main interface or sub-interface for each corresponding SBC that is it connected to. With this design it is assumed that the SBC LAN interface is provisioned with the IP Flexible Reach Signaling IP address. Each interface/sub-interface on the EBGW device will be on the same network as the SBC. It is recommended to use the IP Flexible Reach Signaling IP address minus one for the IP address of the EBGW device interface/sub-interface. For example, if the SBC's IP Flexible Signaling IP address is 135.16.206.58, then the corresponding EBGW device interface would be configured as 135.16.206.57.

Example for a two cascaded EBGW devices. The red highlighted entries are variables that are specific to the customer's environment.

EBGW Device 1

```
!  
interface Loopback0  
ip address <IP address used for EBGW router ID> 255.255.255.255  
!  
vlan <VLAN ID # CER1 >  
name EBGW_to_CER1  
!  
vlan <VLAN ID # SBC1>  
name Link_to_SBC1  
!  
vlan <VLAN ID # SBC2>
```

AT&T IP Flexible Reach and/or AT&T IP Toll-Free on AT&T VPN Service
BGP-R and Call Preservation Customer Configuration Guide
(September 7, 2021, Version 1.3)

```
name Link_to_SBC2
!
vlan <VLAN ID # IBGP Link>
name IBGP_Link_to_EBGP_Device2
!
!
interface FastEthernet0/#
description – EBGP to CER1
switchport access vlan <VLAN ID # CER1>
switchport mode access
duplex full
!
interface FastEthernet0/#
description - Link To SBC1
switchport access vlan <VLAN ID # SBC1>
switchport mode access
duplex full
!
interface FastEthernet0/#
description – Trunk to EBGP device #2
switchport trunk encapsulation dot1q
switchport trunk allowed vlan <VLAN ID # SBC1>,<VLAN ID# SBC2>,<VLAN ID # IBGP Link>
switchport mode trunk
!
interface Vlan<VLAN ID # CER1 >
ip address <IP address> <subnet mask>
!
interface Vlan<VLAN ID # SBC1 >
ip address <Available IP address from IP Flex Signaling network – SBC1> 255.255.255.248
!
interface Vlan<VLAN ID # SBC2 >
ip address <Available IP address from IP Flex Signaling network – SBC2> 255.255.255.248
!
```

AT&T IP Flexible Reach and/or AT&T IP Toll-Free on AT&T VPN Service
BGP-R and Call Preservation Customer Configuration Guide
(September 7, 2021, Version 1.3)

```
interface Vlan<VLAN ID # IBGP Link >
ip address <IP address> <subnet mask>
!
router bgp <AS number>
  bgp router-id <EBGP router ID>
  bgp log-neighbor-changes
  neighbor <EBGP Neighbor IP address CER 1> remote-as <AS number>
  neighbor <IBGP Neighbor IP address> remote-as <AS number>
!
address-family ipv4
  redistribute connected
  redistribute static metric 20 route-map BGP_Routes_Static
  neighbor <IBGP Neighbor IP address> activate
  neighbor <IBGP Neighbor IP address> next-hop-self
  neighbor <IBGP Neighbor IP address> route-map IBGP_Routes_In in
  neighbor <EBGP Neighbor IP address - CER1> activate
  neighbor <EBGP Neighbor IP address - CER1> send-community
  neighbor <EBGP Neighbor IP address - CER1> route-map Incoming_WAN_Routes in
  neighbor <EBGP Neighbor IP address - CER1> route-map LAN_To_WAN_Routes out
  no auto-summary
  no synchronization
exit-address-family
!
ip route <SBC1 IP Flex Signaling IP> 255.255.255.255 Vlan <VLAN ID # for SBC1>
!
ip bgp-community new-format
ip community-list 10 permit 13979:120
ip community-list 20 permit 13979:110
ip community-list 30 permit 13979:90
ip community-list 40 permit 13979:80
!
!
ip prefix-list BGP-Routes-Static description - BGP Static Routes
```


AT&T IP Flexible Reach and/or AT&T IP Toll-Free on AT&T VPN Service
BGP-R and Call Preservation Customer Configuration Guide
(September 7, 2021, Version 1.3)

```
ip prefix-list BGP-Routes-Static seq 5 permit <SBC1 IP Flex Signaling IP>/32
ip prefix-list BGP-Routes-Static seq 100 deny 0.0.0.0/0 le 32
!
ip prefix-list Incoming-WAN-Routes description - Incoming WAN Routes
ip prefix-list Incoming-WAN-Routes seq 5 permit <IPBE #1 Signaling – SBC1> /32
ip prefix-list Incoming-WAN-Routes seq 10 permit <IPBE #1 Media – SBC1> /32
ip prefix-list Incoming-WAN-Routes seq 15 permit <IPBE #2 Signaling – SBC1> /32
ip prefix-list Incoming-WAN-Routes seq 20 permit <IPBE #2 Media – SBC1> /32
ip prefix-list Incoming-WAN-Routes seq 95 permit 0.0.0.0/0
ip prefix-list Incoming-WAN-Routes seq 100 deny 0.0.0.0/0 le 32
!
ip prefix-list IBGP-Routes-In description - IBGP In Routes
ip prefix-list IBGP-Routes-In seq 5 deny <SBC#2 IP Flex Signaling IP>/32
ip prefix-list IBGP-Routes-In seq 100 permit 0.0.0.0/0 le 32
!
ip prefix-list LAN-To-WAN-Routes description - Valid LAN Routes To Be Sent To WAN CER1
ip prefix-list LAN-To-WAN-Routes seq 5 permit <SBC#1 IP Flex Signaling IP >/32
ip prefix-list LAN-To-WAN-Routes seq 20 permit <SBC#2 IP Flex Signaling IP network>/29
ip prefix-list LAN-To-WAN-Routes seq 25 permit <IP PBX/IP Phone network>/<prefix size>
ip prefix-list LAN-To-WAN-Routes seq 100 deny 0.0.0.0/0 le 32
!
!
route-map BGP_Routes_Static permit 10
  match ip address prefix-list BGP-Routes-Static
!
route-map Incoming_WAN_Routes permit 10
  match ip address prefix-list Incoming-WAN-Routes
  match community 10
  set local-preference 120
!
route-map Incoming_WAN_Routes permit 20
  match ip address prefix-list Incoming-WAN-Routes
  match community 20
```

AT&T IP Flexible Reach and/or AT&T IP Toll-Free on AT&T VPN Service
BGP-R and Call Preservation Customer Configuration Guide
(September 7, 2021, Version 1.3)

```
set local-preference 110
!
route-map Incoming_WAN_Routes permit 30
  match ip address prefix-list Incoming-WAN-Routes
  match community 30
  set local-preference 90
!
route-map Incoming_WAN_Routes permit 40
  match ip address prefix-list Incoming-WAN-Routes
  match community 40
  set local-preference 80
!
route-map Incoming_WAN_Routes permit 50
  match ip address prefix-list Incoming-WAN-Routes
  set local-preference 100
!
route-map LAN_To_WAN_Routes permit 10
  match ip address prefix-list LAN-To-WAN-Routes
!
!
```

EBGP Device 2

```
!
interface Loopback0
  ip address <IP address used for EBGp router ID> 255.255.255.255
!
vlan <VLAN ID # CER2 >
  name EBGp_to_CER2
!
vlan <VLAN ID # SBC1>
  name Link_to_SBC1
!
```

AT&T IP Flexible Reach and/or AT&T IP Toll-Free on AT&T VPN Service
BGP-R and Call Preservation Customer Configuration Guide
(September 7, 2021, Version 1.3)

```
vlan <VLAN ID # SBC2>
name Link_to_SBC2
!
vlan <VLAN ID # IBGP Link>
name IBGP_Link_to_EBGP_Device2
!
interface FastEthernet0/#
description – EBGP to CER2
switchport access vlan <VLAN ID # CER2>
switchport mode access
duplex full
!
interface FastEthernet0/#
description - Link To SBC2
switchport access vlan <VLAN ID # SBC2>
switchport mode access
duplex full
!
interface FastEthernet0/#
description – Trunk to EBGP device #1
switchport trunk encapsulation dot1q
switchport trunk allowed vlan <VLAN ID # SBC1>,<VLAN ID# SBC2>,<VLAN ID # IBGP Link>
switchport mode trunk
!
interface Vlan<VLAN ID # CER2 >
ip address <IP address> <subnet mask>
!
interface Vlan<VLAN ID # SBC1 >
ip address <Available IP address from IP Flex Signaling network – SBC1> 255.255.255.248
!
interface Vlan<VLAN ID # SBC2 >
ip address <Available IP address from IP Flex Signaling network – SBC2> 255.255.255.248
!
```

AT&T IP Flexible Reach and/or AT&T IP Toll-Free on AT&T VPN Service
BGP-R and Call Preservation Customer Configuration Guide
(September 7, 2021, Version 1.3)

```
interface Vlan<VLAN ID # IBGP Link >
ip address <IP address> <subnet mask>
!
router bgp <AS number>
  bgp router-id <EBGP router ID>
  bgp log-neighbor-changes
  neighbor <EBGP Neighbor IP address CER 2> remote-as <AS number>
  neighbor <IBGP Neighbor IP address> remote-as <AS number>
!
address-family ipv4
  redistribute connected
  redistribute static metric 20 route-map BGP_Routes_Static
  neighbor <IBGP Neighbor IP address> activate
  neighbor <IBGP Neighbor IP address> next-hop-self
  neighbor <IBGP Neighbor IP address> route-map IBGP_Routes_In in
  neighbor <EBGP Neighbor IP address – CER2> activate
  neighbor <EBGP Neighbor IP address – CER2> send-community
  neighbor <EBGP Neighbor IP address – CER2> route-map Incoming_WAN_Routes in
  neighbor <EBGP Neighbor IP address – CER2> route-map LAN_To_WAN_Routes out
  no auto-summary
  no synchronization
exit-address-family
!
ip route <SBC2 IP Flex Signaling IP> 255.255.255.255 Vlan<VLAN ID # for SBC2>
!
ip bgp-community new-format
ip community-list 10 permit 13979:120
ip community-list 20 permit 13979:110
ip community-list 30 permit 13979:90
ip community-list 40 permit 13979:80
!
!
ip prefix-list BGP-Routes-Static description - BGP Static Routes
```

AT&T IP Flexible Reach and/or AT&T IP Toll-Free on AT&T VPN Service
BGP-R and Call Preservation Customer Configuration Guide
(September 7, 2021, Version 1.3)

```
ip prefix-list BGP-Routes-Static seq 5 permit <SBC2 IP Flex Signaling IP>/32
ip prefix-list BGP-Routes-Static seq 100 deny 0.0.0.0/0 le 32
!
ip prefix-list Incoming-WAN-Routes description - Incoming WAN Routes
ip prefix-list Incoming-WAN-Routes seq 5 permit <IPBE #1 Signaling – SBC2> /32
ip prefix-list Incoming-WAN-Routes seq 10 permit <IPBE #1 Media – SBC2> /32
ip prefix-list Incoming-WAN-Routes seq 15 permit <IPBE #2 Signaling – SBC2> /32
ip prefix-list Incoming-WAN-Routes seq 20 permit <IPBE #2 Media – SBC2> /32
ip prefix-list Incoming-WAN-Routes seq 95 permit 0.0.0.0/0
ip prefix-list Incoming-WAN-Routes seq 100 deny 0.0.0.0/0 le 32
!
ip prefix-list IBGP-Routes-In description - IBGP In Routes
ip prefix-list IBGP-Routes-In seq 5 deny <SBC#1 IP Flex Signaling IP>/32
ip prefix-list IBGP-Routes-In seq 100 permit 0.0.0.0/0 le 32
!
ip prefix-list LAN-To-WAN-Routes description - Valid LAN Routes To Be Sent To WAN CER1
ip prefix-list LAN-To-WAN-Routes seq 5 permit <SBC #2 IP Flex Signaling IP >/32
ip prefix-list LAN-To-WAN-Routes seq 20 permit <SBC #1 IP Flex Signaling IP network>/29
ip prefix-list LAN-To-WAN-Routes seq 100 deny 0.0.0.0/0 le 32
!
!
route-map BGP_Routes_Static permit 10
  match ip address prefix-list BGP-Routes-Static
!
route-map Incoming_WAN_Routes permit 10
  match ip address prefix-list Incoming-WAN-Routes
  match community 10
  set local-preference 120
!
route-map Incoming_WAN_Routes permit 20
  match ip address prefix-list Incoming-WAN-Routes
  match community 20
  set local-preference 110
```

AT&T IP Flexible Reach and/or AT&T IP Toll-Free on AT&T VPN Service
BGP-R and Call Preservation Customer Configuration Guide
(September 7, 2021, Version 1.3)

```
!  
route-map Incoming_WAN_Routes permit 30  
  match ip address prefix-list Incoming-WAN-Routes  
  match community 30  
  set local-preference 90  
!  
route-map Incoming_WAN_Routes permit 40  
  match ip address prefix-list Incoming-WAN-Routes  
  match community 40  
  set local-preference 80  
!  
route-map Incoming_WAN_Routes permit 50  
  match ip address prefix-list Incoming-WAN-Routes  
  set local-preference 100  
!  
route-map LAN_To_WAN_Routes permit 10  
  match ip address prefix-list LAN-To-WAN-Routes  
!  
!
```

3.2.4 Cascaded CUBE Template

The following template is provided to assist with adding the additional EBGp commands to a cascaded CUBE.

The following table provides default values for many of the router configurations fields. The fields correspond to the LAN sub-interface on the CUBE (which matches up to the appropriate CER link).

The **red** highlighted entries are variables.

```
ip cef
ip cef accounting load-balance-hash
ip cef load-sharing algorithm include-ports source
!
interface Loopback0
description – Existing Loopback for used for SIP Signaling and Media -
ip address <IP Address> 255.255.255.255
!
interface Loopback1
description – Loopback for OSPF router-id -
ip address <IP address> 255.255.255.255
!
interface GigabitEthernet <main interface number>
description - Link to Customer Switch -
no ip address
load-interval 30
no keepalive
!
interface GigabitEthernet <sub-interface number #1 >
description - BGP - OSPF Link to WAN Router #1
encapsulation dot1Q <VLAN ID>
ip address <IP Address> <255.255.255.252>
```

Required for outbound load balancing (CER to PER)

Private IP address used for the OSPF router-id.

AT&T IP Flexible Reach and/or AT&T IP Toll-Free on AT&T VPN Service
BGP-R and Call Preservation Customer Configuration Guide
(September 7, 2021, Version 1.3)

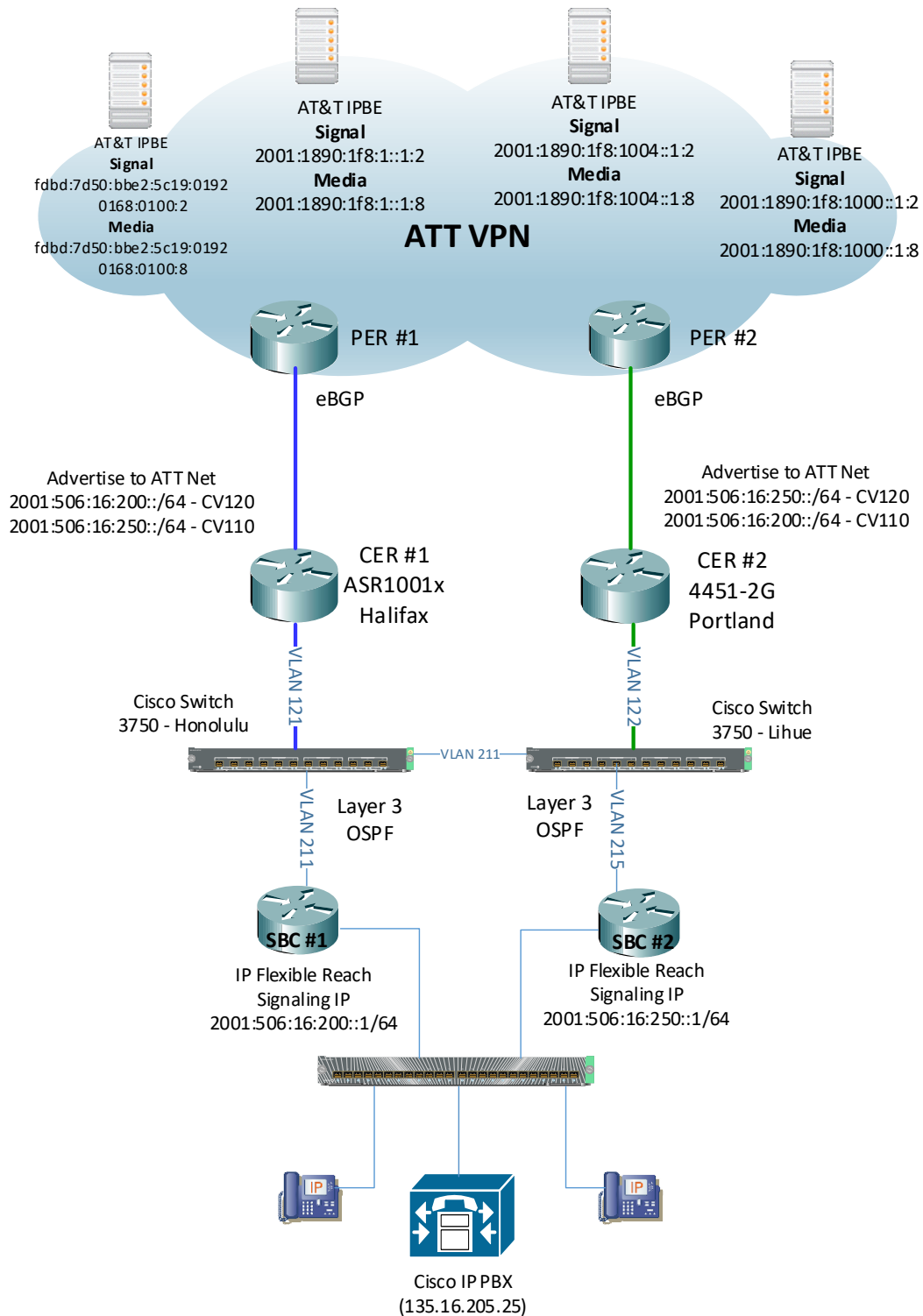
```
!  
!  
interface GigabitEthernet <sub-interface number #2>  
  description - BGP - OSPF Link to WAN Router #2  
  encapsulation dot1Q <VLAN ID>  
  ip address <IP Address> <255.255.255.252>  
!  
!  
router ospf 100  
  router-id <IP address>  
  log-adjacency-changes  
  redistribute static metric 20 metric-type 1 subnets  
  network <IP Address for SIP Signaling > 0.0.0.0 area 0  
  network <IP Address of sub-interface #1> 0.0.0.0 area 0  
  network <IP Address of sub-interface #2> 0.0.0.0 area 0  
!  
ip forward-protocol nd  
!  
ip address <SBC Signaling IP Address> 255.255.255.248 Null0
```

SBC Address configured as a /29 – to be advertised out the Backup CE Router.

3.2.5 IPV6 Example Configurations

The following diagram will be used to populate the sample configurations.

**AT&T IP Flexible Reach and/or AT&T IP Toll-Free on AT&T VPN Service
BGP-R and Call Preservation Customer Configuration Guide
(September 7, 2021, Version 1.3)**



AT&T IP Flexible Reach and/or AT&T IP Toll-Free on AT&T VPN Service
BGP-R and Call Preservation Customer Configuration Guide
(September 7, 2021, Version 1.3)

ASR 1001x Halifax

```
ip cef
ipv6 cef
!
!
!
interface Loopback0
  description - BGP Router ID
  ip address 192.168.0.178 255.255.255.255
  ipv6 address 2001:506:16:100::178/128
!
!
!
interface GigabitEthernet0/0/2
  description - Trunk To LAN 3750-Honolulu - Port gig0/1
  no ip address
  load-interval 30
  negotiation auto
!
interface GigabitEthernet0/0/2.131
  description BGP - OSPF Link to 3750-Honolulu
  encapsulation dot1Q 131
  ipv6 address 2002::131:101/126
  ipv6 enable
!
!
interface Serial1/0/0
  description - WAN Link
  bandwidth 41992
  ip address 195.18.32.9 255.255.255.252
  encapsulation ppp
  ipv6 address 2001:506:15:102::1/64
  dsu bandwidth 44210
  scramble
  framing c-bit
  cablelength 10
  hold-queue 32768 out
!
!
router bgp 65000
  bgp router-id 192.168.0.178
  bgp log-neighbor-changes
  timers bgp 3 9
  neighbor 2001:506:15:102::2 remote-as 13979
  neighbor 2002::131:102 remote-as 65527
  neighbor 195.18.32.10 remote-as 13979
!
  address-family ipv4
    network 172.50.128.0 mask 255.255.128.0
    network 192.168.0.178 mask 255.255.255.255
    network 195.18.32.8 mask 255.255.255.252
    neighbor 195.18.32.10 activate
    neighbor 195.18.32.10 allowas-in
  exit-address-family
```

**AT&T IP Flexible Reach and/or AT&T IP Toll-Free on AT&T VPN Service
BGP-R and Call Preservation Customer Configuration Guide
(September 7, 2021, Version 1.3)**

```
!  
address-family ipv6  
  network 2001:506:15:102::/64  
  network 2001:506:16:100::178/128  
  network 2001:506:16:178::/64  
  network 2002::131:100/126  
  neighbor 2001:506:15:102::2 activate  
  neighbor 2001:506:15:102::2 send-community both  
  neighbor 2001:506:15:102::2 advertisement-interval 1  
  neighbor 2001:506:15:102::2 allowas-in  
  neighbor 2001:506:15:102::2 soft-reconfiguration inbound  
  neighbor 2001:506:15:102::2 route-map AVPN_Routes_In in  
  neighbor 2001:506:15:102::2 route-map Customer_Networks out  
  neighbor 2001:506:15:102::2 filter-list 1 in  
  neighbor 2002::131:102 activate  
  neighbor 2002::131:102 send-community both  
  neighbor 2002::131:102 soft-reconfiguration inbound  
  neighbor 2002::131:102 route-map LAN_To_WAN_Routes in  
  neighbor 2002::131:102 route-map WAN_To_LAN_Routes out  
exit-address-family  
!  
!  
ip bgp-community new-format  
ip as-path access-list 1 deny _64600_  
ip as-path access-list 1 permit .*  
!  
!  
!  
!  
ipv6 prefix-list ALLOW-ANY description - APPLY TO ALL INCOMING EBGp ROUTES  
ipv6 prefix-list ALLOW-ANY seq 100 permit ::/0 le 128  
!  
!  
!  
ipv6 prefix-list LAN-CV-Value-120 description - CV 120 - Highest Priority  
ipv6 prefix-list LAN-CV-Value-120 seq 5 permit fdbc:7d50:bbe2:5c19::/64  
ipv6 prefix-list LAN-CV-Value-120 seq 10 permit 2001:1890:01f8:1000::/64  
ipv6 prefix-list LAN-CV-Value-120 seq 15 permit ::/0  
ipv6 prefix-list LAN-CV-Value-120 seq 100 deny ::/0 le 128  
!  
ipv6 prefix-list LAN-CV-Value-110 description - CV 110 - 2nd Highest Priority  
ipv6 prefix-list LAN-CV-Value-110 seq 5 permit 2001:1890:1f8:1004::/64  
ipv6 prefix-list LAN-CV-Value-110 seq 10 permit 2001:1890:1f8:1000::/64  
ipv6 prefix-list LAN-CV-Value-110 seq 100 deny ::/0 le 128  
!  
ipv6 prefix-list LAN-CV-Value-100 description - CV 100 - 3rd Highest Priority  
ipv6 prefix-list LAN-CV-Value-100 seq 100 deny ::/0 le 128  
!  
ipv6 prefix-list LAN-CV-Value-90 description - CV 90 - 4th Highest Priority  
ipv6 prefix-list LAN-CV-Value-90 seq 100 deny ::/0 le 128  
!  
ipv6 prefix-list LAN-CV-Value-80 description - CV 80 - 5th Highest Priority  
ipv6 prefix-list LAN-CV-Value-80 seq 100 deny ::/0 le 128  
!  
!  
ipv6 prefix-list LAN-TO-WAN-Routes description - LAN Routes Allowed Into WAN  
ipv6 prefix-list LAN-TO-WAN-Routes seq 5 permit 2001:506:16:200::/64  
ipv6 prefix-list LAN-TO-WAN-Routes seq 5 permit 2001:506:16:250::/64  
ipv6 prefix-list LAN-TO-WAN-Routes seq 10 permit 2001:506:16:100::150/128  
ipv6 prefix-list LAN-TO-WAN-Routes seq 100 deny ::/0 le 128
```

**AT&T IP Flexible Reach and/or AT&T IP Toll-Free on AT&T VPN Service
BGP-R and Call Preservation Customer Configuration Guide
(September 7, 2021, Version 1.3)**

```
!  
!  
ipv6 prefix-list WAN-CV-Value-120 description - CV 120 - Highest Priority  
ipv6 prefix-list WAN-CV-Value-120 seq 5 permit 2001:506:16:200::/64  
ipv6 prefix-list WAN-CV-Value-120 seq 10 permit 2001:506:16:100::178/128  
ipv6 prefix-list WAN-CV-Value-120 seq 15 permit 2001:506:16:178::/64  
ipv6 prefix-list WAN-CV-Value-120 seq 20 permit 2002::131:100/126  
ipv6 prefix-list WAN-CV-Value-120 seq 25 permit 2001:506:16:100::150/128  
ipv6 prefix-list WAN-CV-Value-120 seq 100 deny ::/0 le 128  
!  
ipv6 prefix-list WAN-CV-Value-110 description - CV 110 - 2nd Highest Priority  
ipv6 prefix-list WAN-CV-Value-110 seq 5 permit 2001:506:16:250::/64  
ipv6 prefix-list WAN-CV-Value-110 seq 100 deny ::/0 le 128  
!  
ipv6 prefix-list WAN-CV-Value-100 description - CV 100 - 3rd Highest Priority  
ipv6 prefix-list WAN-CV-Value-100 seq 100 deny ::/0 le 128  
!  
ipv6 prefix-list WAN-CV-Value-90 description - CV 90 - 4th Highest Priority  
ipv6 prefix-list WAN-CV-Value-90 seq 100 deny ::/0 le 128  
!  
ipv6 prefix-list WAN-CV-Value-80 description - CV 80 - 5th Highest Priority  
ipv6 prefix-list WAN-CV-Value-80 seq 100 deny ::/0 le 128  
!  
route-map AVPN_Routes_In permit 10  
  match ipv6 address prefix-list ALLOW-ANY  
  set weight 64000  
!  
route-map WAN_To_LAN_Routes permit 10  
  match ipv6 address prefix-list LAN-CV-Value-120  
  set as-path prepend 64600  
  set community 13979:120 additive  
!  
route-map WAN_To_LAN_Routes permit 20  
  match ipv6 address prefix-list LAN-CV-Value-110  
  set as-path prepend 64600  
  set community 13979:110 additive  
!  
route-map WAN_To_LAN_Routes permit 30  
  match ipv6 address prefix-list LAN-CV-Value-100  
  set as-path prepend 64600  
  set community 13979:100 additive  
!  
route-map WAN_To_LAN_Routes permit 40  
  match ipv6 address prefix-list LAN-CV-Value-90  
  set as-path prepend 64600  
  set community 13979:90 additive  
!  
route-map WAN_To_LAN_Routes permit 50  
  match ipv6 address prefix-list LAN-CV-Value-80  
  set as-path prepend 64600  
  set community 13979:80 additive  
!  
route-map LAN_To_WAN_Routes permit 10  
  match ipv6 address prefix-list LAN-TO-WAN-Routes  
!  
route-map Customer_Networks permit 10  
  match ipv6 address prefix-list WAN-CV-Value-120  
  set as-path prepend 64600  
  set community 13979:120 additive  
!
```

AT&T IP Flexible Reach and/or AT&T IP Toll-Free on AT&T VPN Service
BGP-R and Call Preservation Customer Configuration Guide
(September 7, 2021, Version 1.3)

```
route-map Customer_Networks permit 20
  match ipv6 address prefix-list WAN-CV-Value-110
  set as-path prepend 64600
  set community 13979:110 additive
!
route-map Customer_Networks permit 30
  match ipv6 address prefix-list WAN-CV-Value-100
  set as-path prepend 64600
  set community 13979:100 additive
!
route-map Customer_Networks permit 40
  match ipv6 address prefix-list WAN-CV-Value-90
  set as-path prepend 64600
  set community 13979:90 additive
!
route-map Customer_Networks permit 50
  match ipv6 address prefix-list WAN-CV-Value-80
  set as-path prepend 64600
  set community 13979:80 additive
```

4451 Las Vegas

```
ip cef
ipv6 cef
!
!
!
interface Loopback0
  description - BGP Loopback
  ip address 192.168.0.11 255.255.255.255
  ipv6 address 2001:506:16:100::11/128
!
!
interface GigabitEthernet0/0
  description - WAN Link
  no ip address
  load-interval 30
  duplex full
  speed 1000
  hold-queue 512 in
!
interface GigabitEthernet0/0.2815
  encapsulation dot1Q 2815
  ip address 192.168.130.49 255.255.255.252
  ip virtual-reassembly in
  ipv6 address 2001:506:15:34::2/64
  bfd interval 999 min_rx 999 multiplier 3
  no bfd echo
!
!
interface GigabitEthernet0/2
  description LAN interface
  no ip address
  load-interval 30
  duplex full
  speed 100
  media-type rj45
!
```

**AT&T IP Flexible Reach and/or AT&T IP Toll-Free on AT&T VPN Service
BGP-R and Call Preservation Customer Configuration Guide
(September 7, 2021, Version 1.3)**

```
interface GigabitEthernet0/2.132
  description BGP - OSPF Link to 3750-Lihue
  encapsulation dot1Q 132
  ipv6 address 2002::132:101/126
  ipv6 enable
!
!
router bgp 65000
  bgp router-id 192.168.0.11
  bgp log-neighbor-changes
  timers bgp 3 9
  neighbor 2001:506:15:34::1 remote-as 13979
  neighbor 2001:506:15:34::1 fall-over bfd
  neighbor 2002::132:102 remote-as 65527
  neighbor 192.168.130.50 remote-as 13979
!
address-family ipv4
  network 172.23.64.0 mask 255.255.192.0
  network 192.168.0.11 mask 255.255.255.255
  network 192.168.130.48 mask 255.255.255.252
  no neighbor 2001:506:15:34::1 activate
  no neighbor 2002::132:102 activate
  neighbor 192.168.130.50 activate
  neighbor 192.168.130.50 allowas-in
exit-address-family
!
address-family ipv6
  network 2001:506:15:34::/64
  network 2001:506:16:11::/64
  network 2001:506:16:100::11/128
  network 2002::132:100/126
  neighbor 2001:506:15:34::1 activate
  neighbor 2001:506:15:34::1 send-community both
  neighbor 2001:506:15:34::1 allowas-in
  neighbor 2001:506:15:34::1 soft-reconfiguration inbound
  neighbor 2001:506:15:34::1 route-map AVPN_Routes_In in
  neighbor 2001:506:15:34::1 route-map Customer_Networks out
  neighbor 2001:506:15:34::1 filter-list 1 in
  neighbor 2002::132:102 activate
  neighbor 2002::132:102 send-community both
  neighbor 2002::132:102 soft-reconfiguration inbound
  neighbor 2002::132:102 route-map LAN_To_WAN_Routes in
  neighbor 2002::132:102 route-map WAN_To_LAN_Routes out
exit-address-family
!
!
ip bgp-community new-format
ip as-path access-list 1 deny _64600_
ip as-path access-list 1 permit .*
!
ipv6 prefix-list ALLOW-ANY description - APPLY TO ALL INCOMING EBGp ROUTES
ipv6 prefix-list ALLOW-ANY seq 100 permit ::/0 le 128
!
!
!
ipv6 prefix-list LAN-CV-Value-120 description - CV 120 - Highest Priority
ipv6 prefix-list LAN-CV-Value-120 seq 5 permit 2001:1890:1f8:1004::/64
ipv6 prefix-list LAN-CV-Value-120 seq 10 permit 2001:1890:1f8:1000::/64
ipv6 prefix-list LAN-CV-Value-120 seq 100 deny ::/0 le 128
!
```

**AT&T IP Flexible Reach and/or AT&T IP Toll-Free on AT&T VPN Service
BGP-R and Call Preservation Customer Configuration Guide
(September 7, 2021, Version 1.3)**

```
ipv6 prefix-list LAN-CV-Value-110 description - CV 110 - 2nd Highest Priority
ipv6 prefix-list LAN-CV-Value-110 seq 5 permit fdbc:7d50:bbe2:5c19::/64
ipv6 prefix-list LAN-CV-Value-110 seq 10 permit 2001:1890:01F8:1000::/64
ipv6 prefix-list LAN-CV-Value-110 seq 15 permit ::/0
ipv6 prefix-list LAN-CV-Value-110 seq 100 deny ::/0 le 128
!
ipv6 prefix-list LAN-CV-Value-100 description - CV 100 - 3rd Highest Priority
ipv6 prefix-list LAN-CV-Value-100 seq 100 deny ::/0 le 128
!
ipv6 prefix-list LAN-CV-Value-90 description - CV 90 - 4th Highest Priority
ipv6 prefix-list LAN-CV-Value-90 seq 100 deny ::/0 le 128
!
ipv6 prefix-list LAN-CV-Value-80 description - CV 80 - 5th Highest Priority
ipv6 prefix-list LAN-CV-Value-80 seq 100 deny ::/0 le 128
!
ipv6 prefix-list LAN-TO-WAN description - LAN Routes Allowed Into WAN
ipv6 prefix-list LAN-TO-WAN seq 5 permit 2001:506:16:200::/64
ipv6 prefix-list LAN-TO-WAN seq 10 permit 2001:506:16:250::/64
ipv6 prefix-list LAN-TO-WAN seq 15 permit 2001:506:16:100::151/128
ipv6 prefix-list LAN-TO-WAN seq 100 deny ::/0 le 128
!
ipv6 prefix-list WAN-CV-Value-120 description - CV 120 - Highest Priority
ipv6 prefix-list WAN-CV-Value-110 seq 5 permit 2001:506:16:250::/64
ipv6 prefix-list WAN-CV-Value-120 seq 10 permit 2001:506:16:100::11/128
ipv6 prefix-list WAN-CV-Value-120 seq 15 permit 2001:506:16:11::/64
ipv6 prefix-list WAN-CV-Value-120 seq 20 permit 2002::132:100/126
ipv6 prefix-list WAN-CV-Value-120 seq 25 permit 2001:506:16:100::151/128
ipv6 prefix-list WAN-CV-Value-120 seq 100 deny ::/0 le 128
!
ipv6 prefix-list WAN-CV-Value-110 description - CV 110 - 2nd Highest Priority
ipv6 prefix-list WAN-CV-Value-110 seq 5 permit 2001:506:16:200::/64
ipv6 prefix-list WAN-CV-Value-110 seq 100 deny ::/0 le 128
!
ipv6 prefix-list WAN-CV-Value-100 description - CV 100 - 3rd Highest Priority
ipv6 prefix-list WAN-CV-Value-100 seq 100 deny ::/0 le 128
!
ipv6 prefix-list WAN-CV-Value-90 description - CV 90 - 4th Highest Priority
ipv6 prefix-list WAN-CV-Value-90 seq 100 deny ::/0 le 128
!
ipv6 prefix-list WAN-CV-Value-80 description - CV 80 - 5th Highest Priority
ipv6 prefix-list WAN-CV-Value-80 seq 100 deny ::/0 le 128
!
route-map AVPN_Routes_In permit 10
  match ipv6 address prefix-list ALLOW-ANY
  set weight 64000
!
route-map WAN_To_LAN_Routes permit 10
  match ipv6 address prefix-list LAN-CV-Value-120
  set as-path prepend 64600
  set community 13979:120 additive
!
route-map WAN_To_LAN_Routes permit 20
  match ipv6 address prefix-list LAN-CV-Value-110
  set as-path prepend 64600
  set community 13979:110 additive
!
route-map WAN_To_LAN_Routes permit 30
  match ipv6 address prefix-list LAN-CV-Value-100
  set as-path prepend 64600
  set community 13979:100 additive
```

**AT&T IP Flexible Reach and/or AT&T IP Toll-Free on AT&T VPN Service
BGP-R and Call Preservation Customer Configuration Guide
(September 7, 2021, Version 1.3)**

```
!  
route-map WAN_To_LAN_Routes permit 40  
  match ipv6 address prefix-list LAN-CV-Value-90  
  set as-path prepend 64600  
  set community 13979:90 additive  
!  
route-map WAN_To_LAN_Routes permit 50  
  match ipv6 address prefix-list LAN-CV-Value-80  
  set as-path prepend 64600  
  set community 13979:80 additive  
!  
route-map LAN_To_WAN_Routes permit 10  
  match ipv6 address prefix-list LAN-TO-WAN-Routes  
!  
route-map Customer_Networks permit 10  
  match ipv6 address prefix-list WAN-CV-Value-120  
  set as-path prepend 64600  
  set community 13979:120 additive  
!  
route-map Customer_Networks permit 20  
  match ipv6 address prefix-list WAN-CV-Value-110  
  set as-path prepend 64600  
  set community 13979:110 additive  
!  
route-map Customer_Networks permit 30  
  match ipv6 address prefix-list WAN-CV-Value-100  
  set as-path prepend 64600  
  set community 13979:100 additive  
!  
route-map Customer_Networks permit 40  
  match ipv6 address prefix-list WAN-CV-Value-90  
  set as-path prepend 64600  
  set community 13979:90 additive  
!  
route-map Customer_Networks permit 50  
  match ipv6 address prefix-list WAN-CV-Value-80  
  set as-path prepend 64600  
  set community 13979:80 additive
```


3.3 Router Configurations with HSRP

This section provides templates and examples to configure the CERs to work with Call Preservation with HSRP on the LAN.

3.3.1 Configuration Templates for Call Preservation with HSRP on LAN

The configurations provided in this section are in addition to the base CER configuration (see section 1.3 for links to the CER CCGs).

Refer to section 1.3.2 for a diagram of CERs with Call Preservation using HSRP.

The table below is provided to assist with gathering information for the template variables.

CER entry	Where is information obtained?
Interface Configuration	
Loopback interface IP address	Private IP address determined by the customer. Used for BGP/OSPF router-id.
LAN sub-interface numbers	Determined by the customer
VLAN IDs	Determined by the customer.
LAN interface IP addresses (link to layer 2 switch)	For an SBC with IP Flexible Reach public IP address configured on the SBC LAN interface, the LAN interface IP address is another public IP address from that network. Note: A /29 is provided by AT&T for the IP Flexible Reach signaling/media network. Note: The third useable address in the /29 should not be used as it can conflict with the BGP advertisement of the /29 IP Flexible Reach Signaling IP address.
HSRP IP Address	For a SBC with IP Flexible Reach public IP address configured on the SBC LAN interface, the LAN interface IP address is another public IP address from that network. Note: A /29 is provided by AT&T for the IP Flexible Reach signaling/media network. Note: The third useable address in the /29 should not be used as it can conflict with the BGP advertisement of the /29 IP Flexible Reach Signaling IP address.
HSRP Tracking Interface	This should be the WAN interface. Use WAN sub-interface if available.
Routing Configuration	

AT&T IP Flexible Reach and/or AT&T IP Toll-Free on AT&T VPN Service
 BGP-R and Call Preservation Customer Configuration Guide
 (September 7, 2021, Version 1.3)

BGP AS Number	Number provided by customer with initial order for AT&T VPN service.
Loopback IP address for BGP router-id	This is the Loopback interface IP address. Determined by customer.
AT&T PER IP address	Provided by customer with initial order for AT&T VPN service.
Remote AS number	Provided by AT&T.
SBC IP Flexible Reach Signaling IP address	Public AT&T IP Flexible Reach Signaling IP address for the SBC.
IP address of LAN interface for each SBC's VLAN	IP address required for each LAN interface that is on the same network as the CER.
IP Address of IP Border Elements	IP address of one of the AT&T IP Border Elements (customers are provided with at least two addresses). This is a public IP address that is provided by AT&T. Note: AT&T IP Border Element may have separate Signaling and Media IP addresses.

3.3.2 CER Configuration (BGP-R CALL PRESERVATION and HSRP) Template

Assumptions:

- The solution supports only two CERs connected by via an IBGP link. One router will be CER1 and the other router will be CER2.
- The SBC's LAN interface will be configured with the AT&T IP Flexible Reach Signaling IP address.

HSRP Template:

```

ip cef
!
track 1 interface <WAN Interface with IP address> line-protocol
!
interface Loopback0
description – Loopback for Management & BGP router-id -
ip address <IP address> 255.255.255.255
!
interface GigabitEthernet <interface number>
no ip address
!
  
```

IP Address used for BGP router-id. Each CER participating in BGP-R will get a unique IP address.

AT&T IP Flexible Reach and/or AT&T IP Toll-Free on AT&T VPN Service
BGP-R and Call Preservation Customer Configuration Guide
(September 7, 2021, Version 1.3)

```
interface GigabitEthernet <sub- interface number for Primary SBC>
```

```
description - Link to Customer's Layer 2/3 Device
```

```
encapsulation dot1Q <VLAN ID>
```

```
ip address <IP Address> <subnet mask>
```

```
standby 1 ip <HSRP IP Address>
```

```
standby 1 timers 1 3
```

```
standby 1 priority 120
```

```
standby 1 preempt delay minimum 60
```

```
standby 1 track 1 decrement 50
```

```
!
```

```
interface GigabitEthernet <sub- interface number for Secondary SBC>
```

```
description - Link to Layer 2/3 Device
```

```
encapsulation dot1Q <VLAN ID>
```

```
ip address <IP Address> <subnet mask>
```

```
standby 1 ip <HSRP IP Address>
```

```
standby 1 timers 1 3
```

```
standby 1 priority 90
```

```
standby 1 preempt
```

```
standby 1 track 1 decrement 50
```

```
!
```

*****OPTION 1 for BGP Healing Link (RECOMMENDED OPTION)** : Use this option if both CERs in HSRP group each have spare Gigabit Ethernet port. These ports will be used to directly connect the CERs.

```
interface GigabitEthernet<interface number>
```

```
description - BGP Healing Link for HSRP
```

```
ip address 1.1.1.<1 or 2> 255.255.255.252
```

```
!
```

*****OPTION 2 for BGP Healing Link**: Use this option if the CERs in the HSRP group do NOT each have a spare Gigabit Ethernet port. In this case, the only option is to create another subinterface off the LAN port already connected to the customer's Layer 2/3 device***

```
interface GigabitEthernet0/0/1.500
```

```
description - BGP Healing Link for HSRP
```

```
encapsulation dot1Q 500
```

```
ip address 1.1.1.<1 or 2> 255.255.255.252
```

```
!
```

Subinterface IP address and HSRP IP address provided by customer. Subnet mask should be /29.

Subinterface IP address and HSRP IP address provided by customer. Subnet mask should be /29.

Suggestion:
CER1 can use IP address of 1.1.1.1.
CER2 can use IP address of 1.1.1.2.

Check to make sure VLAN ID of 500 is not already in use.

Suggestion:
CER1 can use IP address of 1.1.1.1.
CER2 can use IP address of 1.1.1.2.

AT&T IP Flexible Reach and/or AT&T IP Toll-Free on AT&T VPN Service
 BGP-R and Call Preservation Customer Configuration Guide
 (September 7, 2021, Version 1.3)

```

!
int <ethernet interface connecting to the Voice Quality Monitor>
ip address <LAN IP address determined by VQM model> <mask>
!
router bgp <AS number>
  bgp router-id <Loopback 0 IP address for BGP router-id>
  timers bgp 3 9
  neighbor <AT&T PER IP Address> remote-as <remote AS number>
  neighbor 1.1.1.<1 or 2> remote-as 6500
!
address-family ipv4
  network <Primary SBC IP address> mask 255.255.255.255
  network <Secondary SBC IP address> mask 255.255.255.248
  network <Loopback 0 IP Address for BGP/management ID> mask 255.255.255.255
  network <IP PBX and/or IP Phone network> mask <subnet mask>
  network <VQM network > mask <subnet mask>
  network <IP Address of Network1> mask <subnet mask>
  network <IP Address of Network2> mask <subnet mask>
  network <IP Address of Network3> mask <subnet mask>
  ***** NOTE - There can be multiple network statements*****
  neighbor <AT&T PER IP Address> activate
  neighbor <AT&T PER IP Address> send-community both
  neighbor <AT&T PER IP Address> soft-reconfiguration inbound
  neighbor <AT&T PER IP Address> route-map AVPN_Routes_In in
  neighbor <AT&T PER IP Address> route-map Customer_SBC_Networks out
  neighbor <AT&T PER IP Address> filter-list 1 in
  neighbor <IBGP Neighbor IP Address> activate
  neighbor <IBGP Neighbor IP Address> route-map IBGP_In in
  neighbor <IBGP Neighbor IP Address> next-hop-self
  no auto-summary
  no synchronization
exit-address-family
!
ip route <Primary SBC IP address> 255.255.255.255 GigabitEthernet<subinterface for Primary SBC>
!
  
```

IBGP neighbor:
 CER1 can use a neighbor IP address of 1.1.1.2.
 CER2 can use a neighbor IP address of 1.1.1.1.

“Network” statements for additional local hosts or networks that need to be redistributed with BGP. Network statements needed for VQM if present, are provided by AT&T. NOTE: There may already be existing network statements in the BGP configuration. All networks statements will now need to be added into the “ip prefix-list CV120” portion of the configuration (see farther down in template).

IBGP neighbor:
 CER1 can use a neighbor IP address of 1.1.1.2.
 CER2 can use a neighbor IP address of 1.1.1.1.

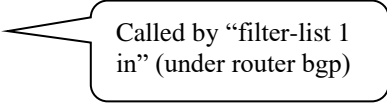
AT&T IP Flexible Reach and/or AT&T IP Toll-Free on AT&T VPN Service
BGP-R and Call Preservation Customer Configuration Guide
(September 7, 2021, Version 1.3)

```
!  
route-map AVPN_Routes_In permit 10  
  match ip address 3  
  set weight 64000  
!  
route-map IBGP_In permit 10  
  match ip address prefix-list IBGP-In  
!  
!  
route-map Customer_SBC_Networks permit 10  **Route-map for Primary SBC**  
  match ip address prefix-list CV120  
  set as-path prepend 64600  
  set community <PER AS number>:120 additive  
!  
route-map Customer_SBC_Networks permit 20  ** Route-map for Secondary SBC**  
  match ip address prefix-list CV110  
  set as-path prepend 64600  
  set community <PER AS number>:110 additive  
!  
!  
!  
ip prefix-list CV120 description – Primary SBC Route  
ip prefix-list CV120 seq 5 permit <Primary SBC Signaling IP Address>/32  
ip prefix list CV120 seq 18 permit <IP PBX and/or IP Phone network>/<Prefix Size>  
ip prefix list CV120 seq 19 permit <VQM Network>/<Prefix Size>  
ip prefix-list CV120 seq 20 permit <Network1>/<Prefix Size>  
ip prefix-list CV120 seq 21 permit <Network2>/<Prefix Size>  
ip prefix-list CV120 seq 22 permit <Network3>/<Prefix Size>  
***NOTE - Insert additional prefix-list entries for each network statement***  
ip prefix-list CV120 seq 100 deny 0.0.0.0/0 le 32  
!  
ip prefix-list CV110 description – Secondary SBC with CV of 110  
ip prefix-list CV110 seq 5 permit <Secondary SBC Signaling IP Address>/29  
ip prefix-list CV110 seq 100 deny 0.0.0.0/0 le 32  
!
```

Insert one prefix list entry for each network statement that appears in the BGP section of the configuration. Start seq # at 20 and increase each "seq #" by 1.

AT&T IP Flexible Reach and/or AT&T IP Toll-Free on AT&T VPN Service
BGP-R and Call Preservation Customer Configuration Guide
(September 7, 2021, Version 1.3)

```
ip prefix-list IBGP-In description - IBGP Routes Allowed In
ip prefix-list IBGP-In seq 5 deny <Primary SBC IP address>/32
ip prefix-list IBGP-In seq 10 deny <Secondary SBC IP address>/29
ip prefix-list IBGP-In seq 100 permit 0.0.0.0/0 le 32
!
ip bgp-community new-format
ip as-path access-list 1 deny _64600_
ip as-path access-list 1 permit .*
!
!
access-list 3 permit any
```



Called by "filter-list 1 in" (under router bgp)

3.3.3 Example Configurations

Summary of IP Flexible Reach Signaling IP addresses:

CER1 = NYC1

- Primary SBC = 135.16.206.58 (primary route)
- Backup SBC with CV value of 110 (SBC1-CV110)= 135.16.206.66 (secondary route)

CER2 = NYC2

- Primary SBC = 135.16.206.66 (primary route)
- Backup SBC with CV value of 110 (SBC1-CV110) =135.16.206.58 (secondary route)

The following tables show the information that will need to be collected for BGP-R CALL PRESERVATION configurations:

CER Name	NYC1
Location Name	Wall Street
CER LAN information (facing SBC)	
Subinterface #	Gi 0/0.1
IP address & mask	135.16.206.59 mask 255.255.255.248
HSRP IP address	135.16.206.57
VLAN ID	111
Subinterface #	Gi 0/0.2
IP address & mask	135.16.206.68 mask 255.255.255.248
HSRP IP address	135.16.206.65
VLAN ID	121
OSPF/BGP Loopback IP address	198.22.44.5
IP PBX/IP Phone network & mask	10.10.20.0 mask 255.255.255.0
Primary SBC with CV Value = 120	
Signaling IP address	135.16.206.58
Associated IP BE addresses	22.44.40.20, 22.44.30.20, 33.22.80.20, 33.22.90.20
Backup SBC(s) with CV Value= 110	
Signaling IP address(es)	135.16.206.66
Associated IP BE addresses	12.44.40.25, 12.44.30.25, 13.22.80.25, 13.22.90.25
Does customer want AT&T to advertise default route?	Yes

AT&T IP Flexible Reach and/or AT&T IP Toll-Free on AT&T VPN Service
 BGP-R and Call Preservation Customer Configuration Guide
 (September 7, 2021, Version 1.3)

CER Name	NYC2
Location Name	Wall Street
CER LAN information (facing SBC)	
Subinterface #	Gi 0/0.1
IP address & mask	135.16.206.67 mask 255.255.255.252
HSRP IP Address	135.16.206.65
VLAN ID	121
Subinterface #	Gi 0/0.1
IP address & mask	135.16.206.60 mask 255.255.255.252
HSRP IP Address	135.16.206.57
VLAN ID	121
OSPF/BGP Loopback IP address	197.77.44.10
IP PBX/IP Phone network & mask	10.10.20.0 mask 255.255.255.0
Primary SBC with CV Value = 120	
Signaling IP address	135.16.206.66
Associated IP BE addresses	12.44.40.25, 12.44.30.25, 13.22.80.25, 13.22.90.25
Backup SBC(s) with CV Value = 110	
Signaling IP address(es)	135.16.206.58
Associated IP BE addresses	22.44.40.20, 22.44.30.20, 33.22.80.20, 33.22.90.20,
Does customer want AT&T to advertise default route?	Yes

3.3.3.1 NYC1

Router Name: NYC1

```
ip cef
!
track 1 interface Serial2/0 line-protocol
!
interface Loopback0
description – Loopback for BGP router-id -
ip address 198.22.44.5 255.255.255.255
!
interface GigabitEthernet0/0
no ip address
!
interface GigabitEthernet0/0.1
description - Link to Customer's Layer 2 Switch
encapsulation dot1Q 111
ip address 135.16.206.59 255.255.255.248
standby 1 ip 135.16.206.57
standby 1 timers 1 3
standby 1 priority 120
standby 1 preempt delay minimum 60
standby 1 track 1 decrement 50
!
interface GigabitEthernet0/0.2
description - Link to Layer 2 Switch
encapsulation dot1Q 121
ip address 135.16.206.68 255.255.255.248
standby 1 ip 135.16.206.65
standby 1 timers 1 3
standby 1 priority 90
standby 1 preempt
```

AT&T IP Flexible Reach and/or AT&T IP Toll-Free on AT&T VPN Service
BGP-R and Call Preservation Customer Configuration Guide
(September 7, 2021, Version 1.3)

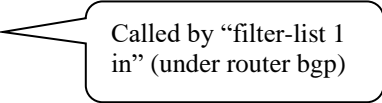
```
standby 1 track 1 decrement 50
!
interface GigabitEthernet0/1
description - BGP Healing Link for HSRP
ip address 1.1.1.1 255.255.255.252
!
int GigabitEthernet0/2
description VQM interface
ip address 32.95.22.1 255.255.255.252
!
router bgp 65000
bgp router-id 198.22.44.5
timers bgp 3 9
neighbor 195.18.32.14 remote-as 13979
neighbor 1.1.1.2 remote-as 65000
!
address-family ipv4
network 135.16.206.58 mask 255.255.255.255      **Primary SBC**
network 135.16.206.66 mask 255.255.255.248    **Secondary SBC**
network 198.22.44.5 mask 255.255.255.255     **Loopback Interface**
network 10.10.20.0 mask 255.255.255.0        **IP PBX/IP phone network**
network 32.95.22.1 mask 255.255.255.252     **VQM Network**
neighbor 195.18.32.14 activate
neighbor 195.18.32.14 send-community both
neighbor 195.18.32.14 soft-reconfiguration inbound
neighbor 195.18.32.14 route-map AVPN_Routes_In in
neighbor 195.18.32.14 route-map Customer_SBC_Networks out
neighbor 195.18.32.14 filter-list 1 in
neighbor 1.1.1.2 activate
neighbor 1.1.1.2 route-map IBGP_In in
neighbor 1.1.1.2 next-hop-self
no auto-summary
no synchronization
exit-address-family
!
```

AT&T IP Flexible Reach and/or AT&T IP Toll-Free on AT&T VPN Service
BGP-R and Call Preservation Customer Configuration Guide
(September 7, 2021, Version 1.3)

```
ip route 135.16.206.58 255.255.255.255 GigabitEthernet0/0.1
!
!
route-map AVPN_Routes_In permit 10
  match ip address 3
  set weight 64000
!
route-map IBGP_In permit 10
  match ip address prefix-list IBGP-In
!
!
route-map Customer_SBC_Networks permit 10          **Route-map for Primary SBC**
  match ip address prefix-list CV120
  set as-path prepend 64600
  set community 13979:120 additive
!
route-map Customer_SBC_Networks permit 20          ** Route-map for Secondary SBC**
  match ip address prefix-list CV110
  set as-path prepend 64600
  set community 13979:110 additive
!
!
!
ip prefix-list CV120 description – Primary SBC Route
ip prefix-list CV120 seq 5 permit 135.16.206.58/32          **Primary SBC**
ip prefix list CV120 seq 18 permit 10.10.20.0/24          **IP PBX/IP Phone network**
ip prefix list CV120 seq 19 permit 32.95.22.0/30          **VQM network**
ip prefix-list CV120 seq 100 deny 0.0.0.0/0 le 32
!
ip prefix-list CV110 description – Secondary SBC with CV of 110
ip prefix-list CV110 seq 5 permit 135.16.206.66/29
ip prefix-list CV110 seq 100 deny 0.0.0.0/0 le 32
!
ip prefix-list IBGP-In description - IBGP Routes Allowed In
ip prefix-list IBGP-In seq 5 deny 135.16.206.58/32          **Primary SBC**
```

AT&T IP Flexible Reach and/or AT&T IP Toll-Free on AT&T VPN Service
BGP-R and Call Preservation Customer Configuration Guide
(September 7, 2021, Version 1.3)

```
ip prefix-list IBGP-In seq 10 deny 135.16.206.66/29          **Secondary SBC**
ip prefix-list IBGP-In seq 100 permit 0.0.0.0/0 le 32
!
ip bgp-community new-format
ip as-path access-list 1 deny _64600_
ip as-path access-list 1 permit .*
!
!
access-list 3 permit any
```



3.3.3.2 NYC2

Router Name: NYC2

```
ip cef
!
track 1 interface Serial2/0 line-protocol
!
interface Loopback0
description - Loopback for BGP router-id -
ip address 197.77.44.10 255.255.255.255
!
interface GigabitEthernet0/0
no ip address
!
interface GigabitEthernet0/0.1
description - Link to Customer's Layer 2 Switch
encapsulation dot1Q 121
ip address 135.16.206.67 255.255.255.248
standby 1 ip 135.16.206.65
standby 1 timers 1 3
standby 1 priority 120
standby 1 preempt delay minimum 60
standby 1 track 1 decrement 50
!
interface GigabitEthernet0/0.2
description - Link to Layer 2 Switch
```

AT&T IP Flexible Reach and/or AT&T IP Toll-Free on AT&T VPN Service
BGP-R and Call Preservation Customer Configuration Guide
(September 7, 2021, Version 1.3)

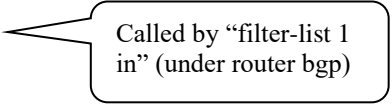
```
encapsulation dot1Q 111
ip address 135.16.206.60 255.255.255.248
standby 1 ip 135.16.206.57
standby 1 timers 1 3
standby 1 priority 90
standby 1 preempt
standby 1 track 1 decrement 50
!
interface GigabitEthernet0/1
description - BGP Healing Link for HSRP
ip address 1.1.1.2 255.255.255.252
!
int GigabitEthernet0/2
description VQM interface
ip address 32.95.35.1 255.255.255.252
!
router bgp 65000
bgp router-id 197.77.44.10
timers bgp 3 9
neighbor 197.97.1.18 remote-as 13979
neighbor 1.1.1.1 remote-as 65000
!
address-family ipv4
network 135.16.206.66 mask 255.255.255.255          **Primary SBC**
network 135.16.206.56 mask 255.255.255.248        **Secondary SBC**
network 197.77.44.10 mask 255.255.255.255         **Loopback Interface**
network 32.95.35.0 mask 255.255.255.252          **VQM Network**
neighbor 197.97.1.18 activate
neighbor 197.97.1.18 send-community both
neighbor 197.97.1.18 soft-reconfiguration inbound
neighbor 197.97.1.18 route-map AVPN_Routes_In in
neighbor 197.97.1.18 route-map Customer_SBC_Networks out
neighbor 197.97.1.18 filter-list 1 in
neighbor 1.1.1.1 activate
neighbor 1.1.1.1 route-map IBGP_In in
```

AT&T IP Flexible Reach and/or AT&T IP Toll-Free on AT&T VPN Service
BGP-R and Call Preservation Customer Configuration Guide
(September 7, 2021, Version 1.3)

```
neighbor 1.1.1.1 next-hop-self
no auto-summary
no synchronization
exit-address-family
!
ip route 135.16.206.66 255.255.255.255 GigabitEthernet0/0.1
!
!
route-map AVPN_Routes_In permit 10
match ip address 3
set weight 64000
!
route-map IBGP_In permit 10
match ip address prefix-list IBGP-In
!
route-map Customer_SBC_Networks permit 10          **Route-map for Primary SBC**
match ip address prefix-list CV120
set as-path prepend 64600
set community 13979:120 additive
!
route-map Customer_SBC_Networks permit 20          ** Route-map for Secondary SBC**
match ip address prefix-list CV110
set as-path prepend 64600
set community 13979:110 additive
!
ip prefix-list CV120 description – Primary SBC Route
ip prefix-list CV120 seq 5 permit 135.16.206.66/32          **Primary SBC**
ip prefix list CV120 seq 19 permit 32.95.35.0/30          **VQM network**
ip prefix-list CV120 seq 100 deny 0.0.0.0/0 le 32
!
ip prefix-list CV110 description – Secondary SBC with CV of 110
ip prefix-list CV110 seq 5 permit 135.16.206.58/29
ip prefix-list CV110 seq 100 deny 0.0.0.0/0 le 32
!
ip prefix-list IBGP-In description - IBGP Routes Allowed In
```

AT&T IP Flexible Reach and/or AT&T IP Toll-Free on AT&T VPN Service
BGP-R and Call Preservation Customer Configuration Guide
(September 7, 2021, Version 1.3)

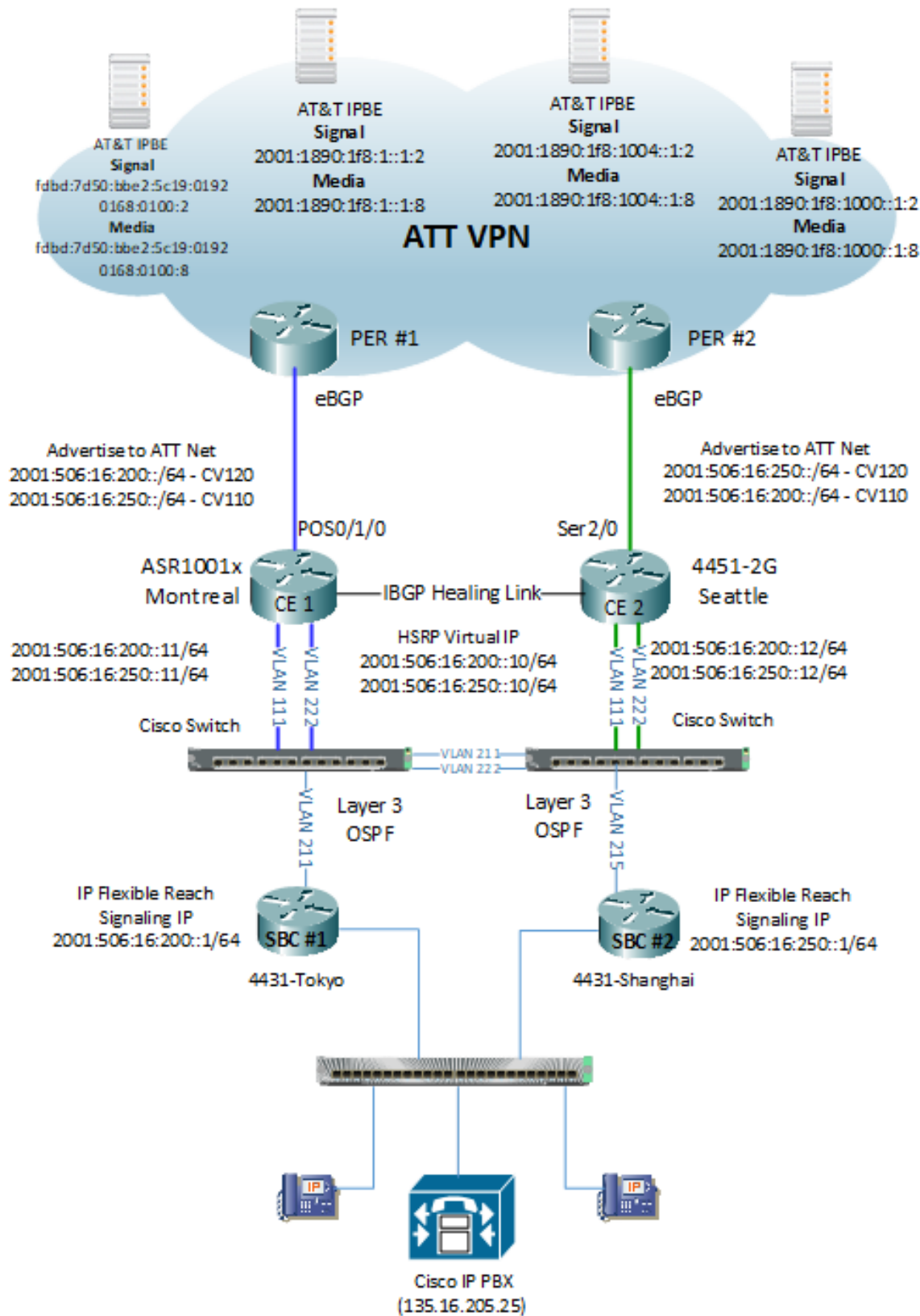
```
ip prefix-list IBGP-In seq 5 deny 135.16.206.66/32          **Primary SBC**
ip prefix-list IBGP-In seq 10 deny 135.16.206.58/29       **Secondary SBC**
ip prefix-list IBGP-In seq 100 permit 0.0.0.0/0 le 32
!
ip bgp-community new-format
ip as-path access-list 1 deny _64600_
ip as-path access-list 1 permit .*
!
access-list 3 permit any
```



3.3.1 IPV6 Example Configurations

The following diagram will be used to populate the sample configurations.

AT&T IP Flexible Reach and/or AT&T IP Toll-Free on AT&T VPN Service
 BGP-R and Call Preservation Customer Configuration Guide
 (September 7, 2021, Version 1.3)



AT&T IP Flexible Reach and/or AT&T IP Toll-Free on AT&T VPN Service
BGP-R and Call Preservation Customer Configuration Guide
(September 7, 2021, Version 1.3)

ASR1001x Montreal:

```
hostname ASR1001-Montreal
!
!
track 1 interface POS0/1/0 line-protocol
!
!
interface Loopback0
  description - Loopback for Management & BGP router-id
  ip address 192.168.0.5 255.255.255.255
  ipv6 address 2001:506:16:100::5/128
!
interface GigabitEthernet0/0/0
  description - Physical Interface
  no ip address
!
interface GigabitEthernet0/0/0.500
  description - IBGP Healing Link To CE # 2
  encapsulation dot1Q 500
  ipv6 address 2002::101:101/126
!
interface GigabitEthernet0/0/1
  description - Physical Interface
  no ip address
!
interface GigabitEthernet0/0/1.111
  description SBC #1 - LAN
  encapsulation dot1Q 111
  standby version 2
  standby 1 ipv6 2001:506:16:200::10/64
  standby 1 timers 1 3
  standby 1 priority 120
  standby 1 preempt delay minimum 30
  standby 1 track 1 decrement 50
  ipv6 address 2001:506:16:200::11/64
!
interface GigabitEthernet0/0/1.222
  description SBC #2 - LAN
  encapsulation dot1Q 222
  standby version 2
  standby 2 ipv6 2001:506:16:250::10/64
  standby 2 timers 1 3
  standby 2 priority 110
  standby 2 preempt
  standby 2 track 1 decrement 50
  ipv6 address 2001:506:16:250::11/64
!
interface POS0/1/0
  description - WAN Connection
```

**AT&T IP Flexible Reach and/or AT&T IP Toll-Free on AT&T VPN Service
BGP-R and Call Preservation Customer Configuration Guide
(September 7, 2021, Version 1.3)**

```
ip address 195.18.32.13 255.255.255.252
ipv6 address 2001:506:15:103::1/64
!
!
!
router bgp 65000
  bgp router-id 192.168.0.5
  bgp log-neighbor-changes
  timers bgp 3 9
  neighbor 2001:506:15:103::2 remote-as 13979
  neighbor 2002::101:102 remote-as 65000
  neighbor 195.18.32.14 remote-as 13979
  !
  address-family ipv4
    network 172.30.0.0 mask 255.255.128.0
    network 192.168.0.5 mask 255.255.255.255
    neighbor 195.18.32.14 activate
    neighbor 195.18.32.14 allowas-in
  exit-address-family
  !
  address-family ipv6
    network 2001:506:15:103::/64
    network 2001:506:16:5::/64
    network 2001:506:16:100::/64
    network 2001:506:16:200::/64
    network 2001:506:16:250::/64
    neighbor 2001:506:15:103::2 activate
    neighbor 2001:506:15:103::2 send-community both
    neighbor 2001:506:15:103::2 allowas-in
    neighbor 2001:506:15:103::2 soft-reconfiguration inbound
    neighbor 2001:506:15:103::2 route-map AVPN_Routes_In_Primary in
    neighbor 2001:506:15:103::2 route-map Customer_Networks out
    neighbor 2001:506:15:103::2 filter-list 1 in
    neighbor 2002::101:102 activate
    neighbor 2002::101:102 next-hop-self
    neighbor 2002::101:102 route-map IBGP_Routes_In in
  exit-address-family
  !
  !
  ip bgp-community new-format
  ip as-path access-list 1 deny _64600_
  ip as-path access-list 1 permit .*
  !
  !
  ipv6 prefix-list ALLOW-ANY description - APPLY TO ALL INCOMING EBGp ROUTES
  ipv6 prefix-list ALLOW-ANY seq 100 permit ::/0 le 128
  !
  ipv6 prefix-list IBGP-Routes-In description - IBGP Routes Allowed In
  ipv6 prefix-list IBGP-Routes-In seq 5 deny 2001:506:16:200::1/64
  ipv6 prefix-list IBGP-Routes-In seq 10 deny 2001:506:16:250::1/64
  ipv6 prefix-list IBGP-Routes-In seq 15 deny 2001:506:16:200::/64
  ipv6 prefix-list IBGP-Routes-In seq 100 permit ::/0 le 128
  !
  ipv6 prefix-list WAN-CV-Value-120 description - CV 120 - Highest Priority
  ipv6 prefix-list WAN-CV-Value-120 seq 5 permit 2001:506:16:200::1/64
  ipv6 prefix-list WAN-CV-Value-120 seq 10 permit 2001:506:16:100::5/64
  ipv6 prefix-list WAN-CV-Value-120 seq 15 permit 2001:506:16:5::/64
  ipv6 prefix-list WAN-CV-Value-120 seq 100 deny ::/0 le 128
  !
  ipv6 prefix-list WAN-CV-Value-110 description - CV 110 - 2nd Highest Priority
```

**AT&T IP Flexible Reach and/or AT&T IP Toll-Free on AT&T VPN Service
BGP-R and Call Preservation Customer Configuration Guide
(September 7, 2021, Version 1.3)**

```
ipv6 prefix-list WAN-CV-Value-110 seq 5 permit 2001:506:16:250::/64
ipv6 prefix-list WAN-CV-Value-110 seq 100 deny ::/0 le 128
!
ipv6 prefix-list WAN-CV-Value-100 description - CV 100 - 3rd Highest Priority
ipv6 prefix-list WAN-CV-Value-100 seq 100 deny ::/0 le 128
!
ipv6 prefix-list WAN-CV-Value-90 description - CV 90 - 4th Highest Priority
ipv6 prefix-list WAN-CV-Value-90 seq 100 deny ::/0 le 128
!
ipv6 prefix-list WAN-CV-Value-80 description - CV 80 - 5th Highest Priority
ipv6 prefix-list WAN-CV-Value-80 seq 100 deny ::/0 le 128
!
route-map IBGP_Routes_In permit 10
  match ipv6 address prefix-list IBGP-Routes-In
!
route-map AVPN_Routes_In_Primary permit 10
  match ipv6 address prefix-list ALLOW-ANY
  set weight 64000
!
route-map Customer_Networks permit 10
  match ipv6 address prefix-list WAN-CV-Value-120
  set as-path prepend 64600
  set community 13979:120 additive
!
route-map Customer_Networks permit 20
  match ipv6 address prefix-list WAN-CV-Value-110
  set as-path prepend 64600
  set community 13979:110 additive
!
route-map Customer_Networks permit 30
  match ipv6 address prefix-list WAN-CV-Value-100
  set as-path prepend 64600
  set community 13979:100 additive
!
route-map Customer_Networks permit 40
  match ipv6 address prefix-list WAN-CV-Value-90
  set as-path prepend 64600
  set community 13979:90 additive
!
route-map Customer_Networks permit 50
  match ipv6 address prefix-list WAN-CV-Value-80
  set as-path prepend 64600
  set community 13979:80 additive
!
```

4451 Seattle:

```
hostname 4451-Seattle
!
!
track 1 interface Serial2/0 line-protocol
!
!
interface Loopback0
  description - Loopback for Management & BGP router-id
  ip address 192.168.0.10 255.255.255.255
  ipv6 address 2001:506:16:100::10/128
```

AT&T IP Flexible Reach and/or AT&T IP Toll-Free on AT&T VPN Service
BGP-R and Call Preservation Customer Configuration Guide
(September 7, 2021, Version 1.3)

```
!  
interface GigabitEthernet0/1  
  description - Physical Interface  
  no ip address  
!  
interface GigabitEthernet0/1.500  
  description - IBGP Healing Link To CE # 1  
  encapsulation dot1Q 500  
  ipv6 address 2002::101:102/126  
!  
interface GigabitEthernet0/2  
  description - Physical Interface  
  no ip address  
!  
interface GigabitEthernet0/2.111  
  description SBC #1 - LAN  
  encapsulation dot1Q 111  
  standby version 2  
  standby 1 ipv6 2001:506:16:200::10/64  
  standby 1 timers 1 3  
  standby 1 priority 110  
  standby 1 preempt  
  standby 1 track 1 decrement 50  
  ipv6 address 2001:506:16:200::12/64  
!  
interface GigabitEthernet0/2.222  
  description SBC #2 - LAN  
  encapsulation dot1Q 222  
  standby version 2  
  standby 2 ipv6 2001:506:16:250::10/64  
  standby 2 timers 1 3  
  standby 2 priority 120  
  standby 2 preempt delay minimum 30  
  standby 2 track 1 decrement 50  
  ipv6 address 2001:506:16:250::12/64  
!  
interface Serial2/0  
  description - WAN Connection  
  ip address 195.18.32.21 255.255.255.252  
  ipv6 address 2001:506:15:106::1/64  
!  
!  
!  
router bgp 65000  
  bgp router-id 192.168.0.10  
  bgp log-neighbor-changes  
  timers bgp 3 9  
  neighbor 2001:506:15:106::2 remote-as 13979  
  neighbor 2002::101:101 remote-as 65000  
  neighbor 195.18.32.22 remote-as 13979  
!  
  address-family ipv4  
    network 172.23.0.0 mask 255.255.192.0  
    network 192.168.0.10 mask 255.255.255.255  
    neighbor 195.18.32.22 activate  
    neighbor 195.18.32.22 allowas-in  
  exit-address-family  
!  
  address-family ipv6  
    network 2001:506:15:106::/64
```

**AT&T IP Flexible Reach and/or AT&T IP Toll-Free on AT&T VPN Service
BGP-R and Call Preservation Customer Configuration Guide
(September 7, 2021, Version 1.3)**

```
network 2001:506:16:10::/64
network 2001:506:16:100::/64
network 2001:506:16:200::/64
network 2001:506:16:250::/64
neighbor 2001:506:15:106::2 activate
neighbor 2001:506:15:106::2 send-community both
neighbor 2001:506:15:106::2 allowas-in
neighbor 2001:506:15:106::2 soft-reconfiguration inbound
neighbor 2001:506:15:106::2 route-map AVPN_Routes_In_Primary in
neighbor 2001:506:15:106::2 route-map Customer_Networks out
neighbor 2001:506:15:106::2 filter-list 1 in
neighbor 2002::101:101 activate
neighbor 2002::101:101 next-hop-self
neighbor 2002::101:101 route-map IBGP_Routes_In in
exit-address-family
!
ip bgp-community new-format
ip as-path access-list 1 deny _64600_
ip as-path access-list 1 permit .*
!
!
ipv6 prefix-list ALLOW-ANY description - APPLY TO ALL INCOMING EBGp ROUTES
ipv6 prefix-list ALLOW-ANY seq 100 permit ::/0 le 128
!
ipv6 prefix-list IBGP-Routes-In description - IBGP Routes Allowed In
ipv6 prefix-list IBGP-Routes-In seq 5 deny 2001:506:16:200::1/64
ipv6 prefix-list IBGP-Routes-In seq 10 deny 2001:506:16:250::1/64
ipv6 prefix-list IBGP-Routes-In seq 15 deny 2001:506:16:200::/64
ipv6 prefix-list IBGP-Routes-In seq 100 permit ::/0 le 128
!
ipv6 prefix-list WAN-CV-Value-120 description - CV 120 - Highest Priority
ipv6 prefix-list WAN-CV-Value-120 seq 5 permit 2001:506:16:250::1/64
ipv6 prefix-list WAN-CV-Value-120 seq 10 permit 2001:506:16:100::10/64
ipv6 prefix-list WAN-CV-Value-120 seq 15 permit 2001:506:16:10::/64
ipv6 prefix-list WAN-CV-Value-120 seq 100 deny ::/0 le 128
!
ipv6 prefix-list WAN-CV-Value-110 description - CV 110 - 2nd Highest Priority
ipv6 prefix-list WAN-CV-Value-110 seq 5 permit 2001:506:16:200::/64
ipv6 prefix-list WAN-CV-Value-110 seq 100 deny ::/0 le 128
!
ipv6 prefix-list WAN-CV-Value-100 description - CV 100 - 3rd Highest Priority
ipv6 prefix-list WAN-CV-Value-100 seq 100 deny ::/0 le 128
!
ipv6 prefix-list WAN-CV-Value-90 description - CV 90 - 4th Highest Priority
ipv6 prefix-list WAN-CV-Value-90 seq 100 deny ::/0 le 128
!
ipv6 prefix-list WAN-CV-Value-80 description - CV 80 - 5th Highest Priority
ipv6 prefix-list WAN-CV-Value-80 seq 100 deny ::/0 le 128
!
route-map IBGP_Routes_In permit 10
  match ipv6 address prefix-list IBGP-Routes-In
!
route-map AVPN_Routes_In_Primary permit 10
  match ipv6 address prefix-list ALLOW-ANY
  set weight 64000
!
route-map Customer_Networks permit 10
  match ipv6 address prefix-list WAN-CV-Value-120
  set as-path prepend 64600
  set community 13979:120 additive
```

AT&T IP Flexible Reach and/or AT&T IP Toll-Free on AT&T VPN Service
BGP-R and Call Preservation Customer Configuration Guide
(September 7, 2021, Version 1.3)

```
!  
route-map Customer_Networks permit 20  
  match ipv6 address prefix-list WAN-CV-Value-110  
  set as-path prepend 64600  
  set community 13979:110 additive  
!  
route-map Customer_Networks permit 30  
  match ipv6 address prefix-list WAN-CV-Value-100  
  set as-path prepend 64600  
  set community 13979:100 additive  
!  
route-map Customer_Networks permit 40  
  match ipv6 address prefix-list WAN-CV-Value-90  
  set as-path prepend 64600  
  set community 13979:90 additive  
!  
route-map Customer_Networks permit 50  
  match ipv6 address prefix-list WAN-CV-Value-80  
  set as-path prepend 64600  
  set community 13979:80 additive  
!  
3945-Seattle#
```

4. Router Configurations for CER with Integrated CUBE or TDM Gateway

This section provides templates and examples to configure the CERs to work with BGP-R CALL PRESERVATION with an integrated CUBE or integrated TDM Gateway. Templates and examples will be provided to configure OSPF, EBGP and HSRP (does not apply to integrated TDM Gateway).

NOTE – Templates and examples are provided for CERs with integrated CUBE. The same templates and examples can be used for integrated TDM Gateway. However, for integrated TDM Gateway configurations, disregard the configuration lines that refer to IP PBX and IP phone networks.

If a VQM is installed onsite (customer premise), the VQM configuration statements must be included in the BGP-R CALL PRESERVATION configuration. If a VQM is not installed onsite (in the network or not at all), disregard the VQM configuration statements.

4.1 Router Configurations with OSPF

This section provides templates and examples to configure the CERs to work with BGP-R CALL PRESERVATION with OSPF on the LAN. An example will also be provided to configure OSPF on a cascaded layer 3 switch.

AT&T IP Flexible Reach and/or AT&T IP Toll-Free on AT&T VPN Service
 BGP-R and Call Preservation Customer Configuration Guide
 (September 7, 2021, Version 1.3)

The following table is provided to assist with gathering information for the template variables:

CER entry	Where is information obtained?
Interface Configuration	
Loopback interface IP address for management	Private IP address determined by the customer. Also used for BGP/OSPF router-id.
Loopback interface (60000) IP address for IP Flexible Reach Signaling	Public IP Flexible Reach Signaling IP address. One Signaling IP address provided for each CUBE.
LAN sub-interface number	Determined by the customer
VLAN IDs	Determined by the customer
LAN interface IP address (link to Layer 2 switch)	Private IP address determined by the customer.
Routing Configuration	
BGP AS Number	Provided by customer with initial order for AT&T VPN service.
Loopback interface IP address for BGP/OSPF router-id	Private IP address determined by the customer.
AT&T PER IP address	Provided by customer with initial order for AT&T VPN service.
Remote AS number	Provided by AT&T.
Loopback 60000 IP Flexible Reach IP address	Public IP Flexible Reach Signaling IP address. One Signaling IP address provided for each SBC.
IP addresses of IP Border Elements	IP addresses of the AT&T IP Border Elements. This is a public IP address provided by AT&T. Note: AT&T IP Border Elements may have separate Signaling and Media IP addresses.

4.1.1 Configuration Templates for BGP-R CALL PRESERVATION with OSPF on LAN

The configurations provided in this section are in addition to the base CER configuration (see section 1.3 for links to the CER CCGs).

OSPF with integrated CUBE

Template for CER/CUBE Configuration:

```
ip cef
!
interface Loopback0
description – Loopback OSPF/BGP router-id -
```

Pa IP Address used for OSPF & BGP router-id. Each CER participating in BGP-R must have a unique IP address.

AT&T IP Flexible Reach and/or AT&T IP Toll-Free on AT&T VPN Service
BGP-R and Call Preservation Customer Configuration Guide
(September 7, 2021, Version 1.3)

```
ip address <IP Address> 255.255.255.255
!
interface Loopback60000
description IP Flexible Reach Signaling IP address
ip address <IP Address> 255.255.255.255
!
interface GigabitEthernet <interface number>
no ip address
!
interface GigabitEthernet <sub- interface number>
description - Link to Layer 2/3 Device - LAN
encapsulation dot1Q <VLAN ID>
ip address <IP Address> <subnet mask>
!
int <ethernet interface connecting to the Voice Quality Monitor>
ip address <LAN IP address determined by VQM model> <mask>
!
router ospf 100
router-id <Loopback 0 IP Address for OSPF router-id>
redistribute bgp <AS number> subnets route-map bgp_to_ospf
network <Loopback 0 IP Address for OSPF router-id> 0.0.0.0 area 0
network <Loopback 60000 IP Flexible Reach Signaling IP address> 0.0.0.0 area 0
network <Gigabit Ethernet Sub-Interface IP Address> 0.0.0.0 area 0 **Int to Layer 2 switch**
default-information originate metric 20 metric-type 1
!
router bgp <AS number>
bgp router-id <Loopback 0 IP address for BGP router-id>
timers bgp 3 9
neighbor <AT&T PER IP Address> remote-as <remote AS number>
!
address-family ipv4
network < Loopback 0 IP Address for OSPF/BGP router-id> mask 255.255.255.255
network < Loopback 60000 IP Flexible Reach Signaling IP address> 255.255.255.255
network < IP Flexible Reach Signaling network Backup #1> 255.255.255.248
network < IP Flexible Reach Signaling network Backup #2> 255.255.255.248
network <VQM network> mask <subnet mask>
```

Optional Line! Add if you want AT&T to originate the default route.

“Network” statements are needed for additional local hosts or networks that need to be redistributed with BGP. NOTE: There may already be existing network statements in the BGP configuration. All networks statements will now need to be added into the “ip prefix-list SBC” portion of the configuration (see farther down in template).

AT&T IP Flexible Reach and/or AT&T IP Toll-Free on AT&T VPN Service
BGP-R and Call Preservation Customer Configuration Guide
(September 7, 2021, Version 1.3)

*****Continue to add IP Flexible Reach Backups as necessary*****

network <Data network #1 directly connected to CER> mask <subnet mask>

network <Data network #2 directly connected to CER> mask <subnet mask>

***** Add multiple network statements for data networks *****

redistribute ospf 100 metric 20 match internal external 1 external 2 route-map ospf_to_bgp

neighbor <AT&T PER IP Address> activate

neighbor <AT&T PER IP Address> send-community both

neighbor <AT&R PER IP Address> advertisement-interval 3

neighbor <AT&T PER IP Address> soft-reconfiguration inbound

neighbor <AT&T PER IP Address> route-map AVPN_Routes_In in

neighbor <AT&T PER IP Address> route-map Customer_SBC_Networks out

neighbor <AT&T PER IP Address> filter-list 1 in

no auto-summary

no synchronization

exit-address-family

!

ip route <IP Flexible Reach Signaling network Backup #1> 255.255.255.248 GigabitEthernet<LAN subinterface>

ip route <IP Flexible Reach Signaling network Backup #2> 255.255.255.248 GigabitEthernet<LAN subinterface>

!

route-map bgp_to_ospf permit 10

match ip address 1

set metric 20

set metric-type type-1

!

route-map bgp_to_ospf permit 20

match ip address 2

set metric 100

set metric-type type-2

!

route-map ospf_to_bgp permit 10

match ip address prefix-list OSPF_2_BGP

!

route-map AVPN_Routes_In permit 10

Add a static route for each backup IP Flexible Reach Signaling network

The bgp_to_ospf route map is used to prioritize routes to AVPN out of a particular CER. Metric 20 has a higher preference than metric 100. Metric 20 = OSPF E1 route and Metric 100 = OSPF E2 route

AT&T IP Flexible Reach and/or AT&T IP Toll-Free on AT&T VPN Service
BGP-R and Call Preservation Customer Configuration Guide
(September 7, 2021, Version 1.3)

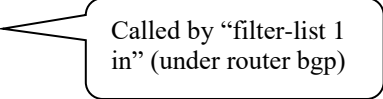
```
match ip address 3
set weight 64000
!
route-map Customer_SBC_Networks permit 10
match ip address prefix-list CV120
set as-path prepend 64600
set community <PER AS number>:120 additive
!
route-map Customer_SBC_Networks permit 20
match ip address prefix-list CV110
set as-path prepend 64600
set community <PER AS number>:110 additive
!
route-map Customer_SBC_Networks permit 30
match ip address prefix-list CV100
set as-path prepend 64600
set community <PER AS number>:100 additive
!
route-map Customer_SBC_Networks permit 40
  match ip address prefix-list CV90
set as-path prepend 64600
set community <PER AS number>:90 additive
!
route-map Customer_SBC_Networks permit 50
match ip address prefix-list CV80
set as-path prepend 64600
set community <PER AS number>:80 additive
!
ip prefix-list OSPF_2_BGP description - Valid OSPF Routes To Be Sent To BGP
ip prefix-list OSPF_2_BGP seq 10 permit <IP PBX and/or IP Phone network>/<Prefix Size> **Optional**
ip prefix-list OSPF_2_BGP seq 20 permit <Data network X advertised via OSPF>/<Prefix Size>
ip prefix-list OSPF_2_BGP seq 30 permit <Data network Y advertised via OSPF>/<Prefix Size>
**ADD ADDITIONAL LINES FOR ANY DATA NETWORKS ADVERTISED VIA OSPF THAT SHOULD BE REDISTRIBUTED TO AVPN VIA BGP **
** MAKE SURE TO INCREMENT SEQ # FOR EACH ADDITIONAL LINE**
```

AT&T IP Flexible Reach and/or AT&T IP Toll-Free on AT&T VPN Service
BGP-R and Call Preservation Customer Configuration Guide
(September 7, 2021, Version 1.3)

```
ip prefix-list OSPF_2_BGP seq 100 deny 0.0.0.0/0 le 32
!
!
ip prefix-list CV120 description Primary Routes with CV120
ip prefix-list CV120 seq 5 permit <Loopback 60000 IP Flexible Reach Signaling IP address>/32
ip prefix-list CV120 seq 15 permit < Loopback 0 IP Address for OSPF router-id >/32
ip prefix list CV120 seq 18 permit <IP PBX and/or IP Phone network>/<Prefix Size> **optional**
ip prefix list CV120 seq 19 permit <VQM Network>/<Prefix Size>
ip prefix-list CV120 seq 20 permit < Data network #1 directly connected to CER >/<Prefix Size>
ip prefix-list CV120 seq 21 permit < Data network #2 directly connected to CER >/<Prefix Size>
ip prefix-list CV120 seq 22 permit < Data network X advertised via OSPF >/<Prefix Size>
ip prefix-list CV120 seq 23 permit < Data network Y advertised via OSPF >/<Prefix Size>
***NOTE - Insert additional prefix-list entries for each data network statement***
ip prefix-list CV120 seq 100 deny 0.0.0.0/0 le 32
!
!
!
ip prefix-list CV110 description Secondary Backup Routes with CV of 110
ip prefix-list CV110 seq 5 permit < Backup A IP Flexible Reach Signaling network >/29
ip prefix-list CV110 seq 10 permit < Backup B IP Flexible Reach Signaling network >/29
*** CONTINUE TO ADD SEQUENCE LINES FOR EACH IP Flexible Reach Signaling network WITH CV = 110***
***If there are NO IP Flexible Reach Signaling IP networks with CV value 110, only configure the deny statement shown below**
ip prefix-list CV110 seq 100 deny 0.0.0.0/0 le 32
!
!
ip prefix-list CV100 description Tertiary Backup Routes with CV of 100
ip prefix-list CV100 seq 5 permit < Backup C IP Flexible Reach Signaling network >/29
ip prefix-list CV100 seq 10 permit < Backup D IP Flexible Reach Signaling network >/29
*** CONTINUE TO ADD SEQUENCE LINES FOR EACH IP Flexible Reach Signaling network WITH CV = 100***
***If there are IP Flexible Reach Signaling networks with CV value 100, only configure the deny statement shown below**
ip prefix-list CV100 seq 100 deny 0.0.0.0/0 le 32
!
```

Insert one prefix list entry for each network statement that appears in the BGP section of the configuration. Start seq # at 20 and increase each "seq #" by 1.

AT&T IP Flexible Reach and/or AT&T IP Toll-Free on AT&T VPN Service
BGP-R and Call Preservation Customer Configuration Guide
(September 7, 2021, Version 1.3)

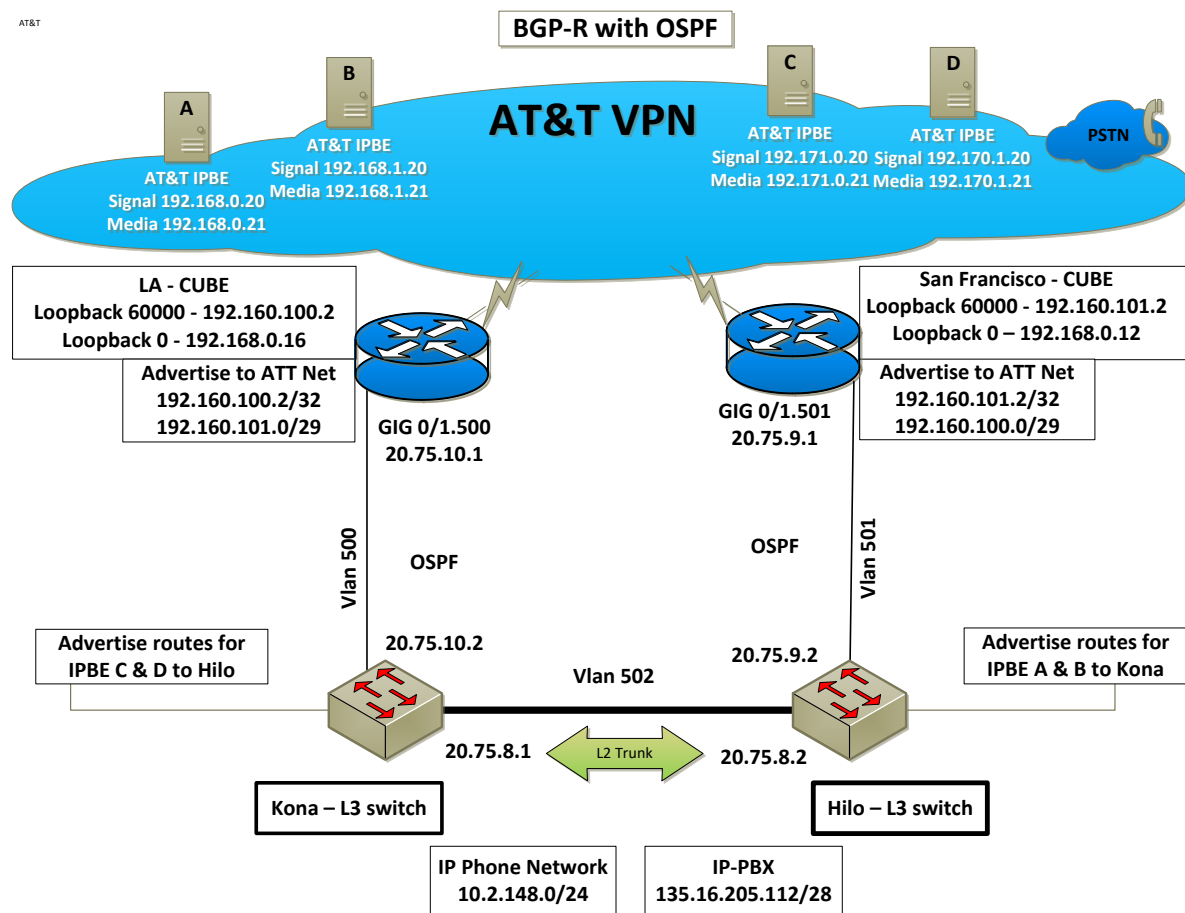
```
!  
ip prefix-list CV90 description Quaternary Backup Routes with CV of 90  
ip prefix-list CV90 seq 5 permit < Backup E IP Flexible Reach Signaling network >/29  
ip prefix-list CV90 seq 10 permit < Backup F IP Flexible Reach Signaling network >/29  
*** CONTINUE TO ADD SEQUENCE LINES FOR EACH IP Flexible Reach Signaling network WITH  
CV = 90***  
***If there are NO IP Flexible Reach Signaling network with CV value 90, only configure the deny  
statement shown below**  
ip prefix-list CV90 seq 100 deny 0.0.0.0/0 le 32  
!  
!  
ip prefix-list CV80 description Quinary Backup Routes with CV of 80  
ip prefix-list CV80 seq 5 permit < Backup G IP Flexible Reach Signaling network >/29  
ip prefix-list CV80 seq 10 permit < Backup H IP Flexible Reach Signaling network >/29  
*** CONTINUE TO ADD SEQUENCE LINE FOR EACH IP Flexible Reach Signaling network WITH  
CV = 80***  
***If there are NO IP Flexible Reach Signaling IP networks with CV value 80, only configure the deny  
statement shown below**  
ip prefix-list CV80 seq 100 deny 0.0.0.0/0 le 32  
!  
ip bgp-community new-format  
ip as-path access-list 1 deny _64600_  Called by "filter-list 1  
in" (under router bgp)  
ip as-path access-list 1 permit .*  
!  
***ACL1 is used to capture AVPN routes to be redistributed into OSPF with Metric = 20 (OSPF E1  
Routes) ***  
access-list 1 permit <IP Border Element #1 assigned to this CUBE>  
access-list 1 permit <IP Border Element #2 assigned to this CUBE>  
access-list 1 permit <AVPN network 2>  
****CONTINUE TO REPEAT FOR ALL ADDITIONAL IPBE ADDRESSES*  
access-list 1 deny any  
***ACL2 is used to capture AVPN routes to be redistributed into OSPF with Metric = 100 (OSPF  
E2 Routes)***  
access-list 2 permit <AVPN network 3>  
access-list 2 permit <AVPN network 4>  
****CONTINUE TO REPEAT FOR ALL ADDITIONAL IPBE ADDRESSES*
```

AT&T IP Flexible Reach and/or AT&T IP Toll-Free on AT&T VPN Service
BGP-R and Call Preservation Customer Configuration Guide
(September 7, 2021, Version 1.3)

```
access-list 2 deny any
!
access-list 3 permit any
```

4.1.2 Example Configurations for Integrated CUBE

The following information will be used to populate the sample configurations. Please refer to the diagram below:



Summary of IP Flexible Reach Signaling IP addresses:

CER/CUBE 1 = Los Angeles

- Primary for Los Angeles CUBE with CV of 120 = 192.160.100.2/32

AT&T IP Flexible Reach and/or AT&T IP Toll-Free on AT&T VPN Service
BGP-R and Call Preservation Customer Configuration Guide
(September 7, 2021, Version 1.3)

- Backup for San Francisco CUBE with CV of 110= 192.160.101.0/29 (secondary route)

CER/CUBE 2 = San Francisco

- Primary for San Francisco CUBE with CV of 120 = 192.160.101.2 /32
- Backup for Los Angeles CUBE with CV value of 110 = 192.160.100.0 /29 (secondary route)

AT&T IP Flexible Reach and/or AT&T IP Toll-Free on AT&T VPN Service
 BGP-R and Call Preservation Customer Configuration Guide
 (September 7, 2021, Version 1.3)

The following tables show the information that will need to be collected for BGP - CALL PRESERVATION configurations:

CER Name	<i>Los Angeles</i>
Location Name	<i>Main Street</i>
CER LAN information	
<i>Subinterface #</i>	<i>Gi 0/1.500</i>
<i>IP address & mask</i>	<i>20.75.10.1 mask 255.255.255.0</i>
<i>VLAN ID</i>	<i>500</i>
<i>OSPF/BGP Loopback IP address</i>	<i>192.168.0.16</i>
<i>IP PBX/IP Phone network & mask</i>	<i>10.2.148.0 mask 255.255.255.0 135.16.205.112 mask 255.255.255.240</i>
Primary CUBE with CV Value = 120	
<i>Signaling IP address</i>	<i>192.160.100.2/32</i>
<i>Associated IP BE addresses</i>	<i>192.171.0.20, 192.171.0.21, 192.170.1.20, 192.170.1.21</i>
Backup CUBE(s) with CV Value= 110	
<i>Signaling IP address(es)</i>	<i>192.160.101.0/29</i>
<i>Associated IP BE addresses</i>	<i>192.168.0.20, 192.168.0.21, 192.168.1.20, 192.168.1.21</i>
Backup CUBE(s) with CV Value = 100	
<i>Signaling IP address(es)</i>	<i>N/A</i>
<i>Associated IP BE addresses</i>	
Backup CUBE(s) with CV Value = 90	
<i>Signaling IP address(es)</i>	<i>N/A</i>
<i>Associated IP BE addresses</i>	
Backup CUBE(s) with CV Value = 80	
<i>Signaling IP address(es)</i>	<i>N/A</i>
<i>Associated IP BE addresses</i>	
Does customer want AT&T to advertise default route?	<i>Yes</i>

AT&T IP Flexible Reach and/or AT&T IP Toll-Free on AT&T VPN Service
 BGP-R and Call Preservation Customer Configuration Guide
 (September 7, 2021, Version 1.3)

CER Name	<i>San Francisco</i>
Location Name	<i>10th Ave</i>
CER LAN information	
<i>Subinterface #</i>	<i>Gi 0/1.501</i>
<i>IP address & mask</i>	<i>20.75.9.1 255.255.255.0</i>
<i>VLAN ID</i>	<i>501</i>
<i>OSPF/BGP Loopback IP address</i>	<i>192.168.0.12</i>
<i>IP PBX/IP Phone network & mask</i>	<i>Already being advertised out Los Angeles router</i>
Primary CUBE with CV Value = 120	
<i>Signaling IP address</i>	<i>192.160.101.2/32</i>
<i>Associated IP BE addresses</i>	<i>192.168.0.20, 192.168.0.21, 192.168.1.20, 192.168.1.21</i>
Backup CUBE(s) with CV Value = 110	
<i>Signaling IP address(es)</i>	<i>192.160.100.0/29</i>
<i>Associated IP BE addresses</i>	<i>192.171.0.20, 192.171.0.21, 192.170.1.20, 192.170.1.21</i>
Backup CUBE(s) with CV Value = 100	
<i>Signaling IP address(es)</i>	<i>N/A</i>
<i>Associated IP BE addresses</i>	
Backup CUBE(s) with CV Value = 90	
<i>Signaling IP address(es)</i>	<i>N/A</i>
<i>Associated IP BE addresses</i>	
Backup CUBE(s) with CV Value = 80	<i>N/A</i>
<i>Signaling IP address(es)</i>	
<i>Associated IP BE addresses</i>	
Does customer want AT&T to advertise default route?	<i>Yes</i>

AT&T IP Flexible Reach and/or AT&T IP Toll-Free on AT&T VPN Service
BGP-R and Call Preservation Customer Configuration Guide
(September 7, 2021, Version 1.3)

Los Angeles Configuration:

```
3945E-Los-Angeles#sh run
Building configuration...

ip cef
!
interface Loopback0
description Loopback OSPF/BGP Router ID
ip address 192.168.0.16 255.255.255.255
!
!
interface Loopback60000
description IP Flexible Reach Signaling IP address
ip address 192.160.100.2 255.255.255.255
!
interface GigabitEthernet0/1
description - LAN interface
no ip address
load-interval 30
duplex full
speed 1000
media-type rj45
!
interface GigabitEthernet0/1.500
description Trunk to Kona Layer 3 Switch
encapsulation dot1Q 500
ip address 20.75.10.1 255.255.255.0
!
!
router ospf 100
router-id 192.168.0.16
redistribute bgp 65000 subnets route-map bgp_to_ospf
network 20.75.10.1 0.0.0.0 area 0    **LAN network**
network 192.160.100.2 0.0.0.0 area 0    **Loopback 60000 IP Flexible Reach IP address**
network 192.168.0.16 0.0.0.0 area 0    ** Loopback OSPF/BGP Router ID **
default-information originate metric 20 metric-type 1
!
router bgp 65000
bgp router-id 192.168.0.16
bgp log-neighbor-changes
timers bgp 3 9
```

AT&T IP Flexible Reach and/or AT&T IP Toll-Free on AT&T VPN Service
BGP-R and Call Preservation Customer Configuration Guide
(September 7, 2021, Version 1.3)

```
neighbor 195.18.31.234 remote-as 13979
neighbor 195.18.31.234 fall-over bfd
!
address-family ipv4
  network 20.75.10.0 mask 255.255.255.0    **LAN network**
  network 192.168.0.16 mask 255.255.255.255  ** Loopback OSPF/BGP Router ID **
  network 192.160.100.2 mask 255.255.255.255  **Loopback 60000 IP Flexible Reach IP
address**
  network 192.160.101.0 mask 255.255.255.248  **Backup Route for IP Flexible Reach IP address
on San Francisco**
  redistribute ospf 100 metric 20 match internal external 1 external 2 route-map ospf_to_bgp
  neighbor 195.18.31.234 activate
  neighbor 195.18.31.234 send-community both
  neighbor 195.18.31.234 advertisement-interval 3
  neighbor 195.18.31.234 soft-reconfiguration inbound
  neighbor 195.18.31.234 route-map AVPN_Routes_In in
  neighbor 195.18.31.234 route-map Customer_SBC_Networks out
  neighbor 195.18.31.234 filter-list 1 in
exit-address-family
!
!
ip bgp-community new-format
ip as-path access-list 1 deny _64600_
ip as-path access-list 1 permit .*
!
ip route 192.160.101.0 255.255.255.248 GigabitEthernet0/1.500
!
ip prefix-list CV120 description Primary Routes with CV120
ip prefix-list CV120 seq 5 permit 192.160.100.2/32  **Loopback 60000 IP Flexible Reach IP
address**
ip prefix-list CV120 seq 10 permit 192.168.0.16/32  ** Loopback OSPF/BGP Router ID **
ip prefix-list CV120 seq 15 permit 10.2.148.0/24  **IP Phone network**
ip prefix-list CV120 seq 20 permit 135.16.205.112/28 **IP PBX network**
ip prefix-list CV120 seq 25 permit 20.75.10.0/24  **LAN network**
ip prefix-list CV120 seq 100 deny 0.0.0.0/0 le 32
!
ip prefix-list CV110 description Secondary Backup Routes with CV of 110
ip prefix-list CV110 seq 5 permit 192.160.101.0/29  **Backup Route for IP Flexible Reach IP
address on San Francisco**
ip prefix-list CV110 seq 100 deny 0.0.0.0/0 le 32
!
ip prefix-list CV100 description Tertiary Backup Routes with CV of 100
ip prefix-list CV100 seq 100 deny 0.0.0.0/0 le 32
!
```

AT&T IP Flexible Reach and/or AT&T IP Toll-Free on AT&T VPN Service
BGP-R and Call Preservation Customer Configuration Guide
(September 7, 2021, Version 1.3)

```
ip prefix-list CV90 description Quaternary Backup Routes with CV of 90
ip prefix-list CV90 seq 100 deny 0.0.0.0/0 le 32

ip prefix-list CV80 description Quinary Backup Routes with CV of 80
ip prefix-list CV80 seq 100 deny 0.0.0.0/0 le 32
!
ip prefix-list OSPF_2_BGP description Valid OSPF routes to be sent to BGP
ip prefix-list OSPF_2_BGP seq 90 permit 135.16.205.112/28 **IP PBX network**
ip prefix-list OSPF_2_BGP seq 95 permit 10.2.148.0/24 **IP Phone network**
ip prefix-list OSPF_2_BGP seq 100 deny 0.0.0.0/0 le 32
!
route-map AVPN_Routes_In permit 10
  match ip address 3
  set weight 64000
!
!
route-map Customer_SBC_Networks permit 10
  match ip address prefix-list CV120
  set as-path prepend 64600
  set community 13979:120 additive
!
route-map Customer_SBC_Networks permit 20
  match ip address prefix-list CV110
  set as-path prepend 64600
  set community 13979:110 additive
!
route-map Customer_SBC_Networks permit 30
  match ip address prefix-list CV100
  set as-path prepend 64600
  set community 13979:100 additive
!
route-map Customer_SBC_Networks permit 40
  match ip address prefix-list CV90
  set as-path prepend 64600
  set community 13979:90 additive
!
route-map Customer_SBC_Networks permit 50
  match ip address prefix-list CV80
  set as-path prepend 64600
  set community 13979:80 additive
!
route-map bgp_to_ospf permit 10
  match ip address 1
  set metric 20
```

AT&T IP Flexible Reach and/or AT&T IP Toll-Free on AT&T VPN Service
BGP-R and Call Preservation Customer Configuration Guide
(September 7, 2021, Version 1.3)

```
set metric-type type-1
!  
route-map bgp_to_ospf permit 20  
  match ip address 2  
  set metric 100  
  set metric-type type-2  
!  
route-map ospf_to_bgp permit 10  
  match ip address prefix-list OSPF_2_BGP  
!  
!  
access-list 1 permit 192.168.0.20 ** IP Border Element Signaling IP address #1**  
access-list 1 permit 192.168.0.21 ** IP Border Element Media IP address #1**  
access-list 1 permit 192.168.1.20 ** IP Border Element Signaling IP address #2**  
access-list 1 permit 192.168.1.21 ** IP Border Element Media IP address #2**  
access-list 1 permit 12.2.3.0 0.0.0.255 ** Data network from AVPN**  
access-list 1 deny any  
access-list 2 permit 25.66.1.0 0.0.0.255 ** Data network from AVPN**  
access-list 2 deny any  
access-list 3 permit any
```

San Francisco Configuration:

```
3945C-San-Francisco#  
  
ip cef  
!  
interface Loopback0  
  description Loopack OSPF/BGP router ID  
  ip address 192.168.0.12 255.255.255.255  
!  
interface Loopback60000  
  description IP Flexible Reach Signaling IP address  
  ip address 192.160.101.2 255.255.255.255  
!  
interface GigabitEthernet0/1  
  description - LAN interface  
  no ip address  
  load-interval 30  
  duplex full  
  speed 1000  
  media-type rj45  
!  
interface GigabitEthernet0/1.501
```

AT&T IP Flexible Reach and/or AT&T IP Toll-Free on AT&T VPN Service
BGP-R and Call Preservation Customer Configuration Guide
(September 7, 2021, Version 1.3)

```
description Trunk to Hilo Layer 3 Switch
encapsulation dot1Q 501
ip address 20.75.9.1 255.255.255.0
!
!
router ospf 100
router-id 192.168.0.12
redistribute bgp 65000 subnets route-map bgp_to_ospf
network 20.75.9.1 0.0.0.0 area 0    **LAN network**
network 192.160.101.2 0.0.0.0 area 0 **Loopback 60000 IP Flexible Reach IP address**
network 192.168.0.12 0.0.0.0 area 0 ** Loopback OSPF/BGP Router ID **
!
router bgp 65000
bgp router-id 192.168.0.12
bgp log-neighbor-changes
timers bgp 3 9
neighbor 192.168.130.46 remote-as 13979
neighbor 192.168.130.46 fall-over bfd
!
address-family ipv4
 network 192.160.100.0 mask 255.255.255.248 **Backup Route for IP Flexible Reach IP address
on Los Angeles**
 network 192.160.101.2 mask 255.255.255.255 **Loopback 60000 IP Flexible Reach IP
address**
 network 20.75.9.0 mask 255.255.255.0    **LAN network**
 network 192.168.0.12 mask 255.255.255.255 ** Loopback OSPF/BGP Router ID **
 redistribute ospf 100 metric 20 match internal external 1 external 2 route-map ospf_to_bgp
 neighbor 192.168.130.46 activate
 neighbor 192.168.130.46 send-community both
 neighbor 192.168.130.46 advertisement-interval 3
 neighbor 192.168.130.46 soft-reconfiguration inbound
 neighbor 192.168.130.46 route-map AVPN_Routes_In in
 neighbor 192.168.130.46 route-map Customer_SBC_Networks out
 neighbor 192.168.130.46 filter-list 1 in
 exit-address-family
!
!
ip bgp-community new-format
ip as-path access-list 1 deny _64600_
ip as-path access-list 1 permit .*
!
ip route 192.160.100.0 255.255.255.248 GigabitEthernet0/1.501
!
!
```

AT&T IP Flexible Reach and/or AT&T IP Toll-Free on AT&T VPN Service
BGP-R and Call Preservation Customer Configuration Guide
(September 7, 2021, Version 1.3)

```
ip prefix-list CV120 description Primary Routes with CV120
ip prefix-list CV120 seq 5 permit 192.160.101.2/32  **Loopback 60000 IP Flexible Reach IP
address**
ip prefix-list CV120 seq 15 permit 192.168.0.12/32  ** Loopback OSPF/BGP Router ID **
ip prefix-list CV120 seq 25 permit 20.75.9.0/24  **LAN network**
ip prefix-list CV120 seq 100 deny 0.0.0.0/0 le 32
!
ip prefix-list CV110 description Secondary Backup Routes with CV of 110
ip prefix-list CV110 seq 5 permit 192.160.100.0/29  **Backup Route for IP Flexible Reach IP
address on Los Angeles**
ip prefix-list CV110 seq 100 deny 0.0.0.0/0 le 32
!
ip prefix-list CV100 description Tertiary Backup Routes with CV of 100
ip prefix-list CV100 seq 100 deny 0.0.0.0/0 le 32
!
ip prefix-list CV90 description Quaternary Backup Routes with CV of 90
ip prefix-list CV90 seq 100 deny 0.0.0.0/0 le 32
!
ip prefix-list CV80 description Quinary Backup Routes with CV of 80
ip prefix-list CV80 seq 100 deny 0.0.0.0/0 le 32
!
ip prefix-list OSPF_2_BGP seq 100 deny 0.0.0.0/0 le 32
!
!
route-map Customer_SBC_Networks permit 10
 match ip address prefix-list CV120
 set as-path prepend 64600
 set community 13979:120 additive
!
route-map Customer_SBC_Networks permit 20
 match ip address prefix-list CV110
 set as-path prepend 64600
 set community 13979:110 additive
!
route-map Customer_SBC_Networks permit 30
 match ip address prefix-list CV100
 set as-path prepend 64600
 set community 13979:100 additive
!
route-map Customer_SBC_Networks permit 40
 match ip address prefix-list CV90
 set as-path prepend 64600
 set community 13979:90 additive
!
```

AT&T IP Flexible Reach and/or AT&T IP Toll-Free on AT&T VPN Service
BGP-R and Call Preservation Customer Configuration Guide
(September 7, 2021, Version 1.3)

```
route-map Customer_SBC_Networks permit 50
  match ip address prefix-list CV80
  set as-path prepend 64600
  set community 13979:80 additive
  !
route-map bgp_to_ospf permit 10
  match ip address 1
  set metric 20
  set metric-type type-1
  !
route-map bgp_to_ospf permit 20
  match ip address 2
  set metric 100
  set metric-type type-2
  !
route-map ospf_to_bgp permit 10
  match ip address prefix-list OSPF_2_BGP
  !
  !
  !
route-map AVPN_Routes_In permit 10
  match ip address 3
  set weight 64000
  !
  !
access-list 1 permit 192.171.0.20 ** IP Border Element Signaling IP address #1**
access-list 1 permit 192.171.0.21 ** IP Border Element Media IP address #1**
access-list 1 permit 192.170.1.20 ** IP Border Element Signaling IP address #2**
access-list 1 permit 192.170.1.21 ** IP Border Element Media IP address #2**
access-list 1 permit 12.87.5.0 0.0.0.255 ** Data network from AVPN**
access-list 1 deny any
access-list 2 permit 25.65.9.0 0.0.0.255 ** Data network from AVPN**
access-list 2 deny any
access-list 3 permit any
  !
```

4.1.3 Example Configuration for Cascaded OSPF Layer 3 Switch

The following sample configuration is provided to assist with configuring a cascaded OSPF Cisco Layer 3 Switch for use with BGP-R CALL PRESERVATION. This example matches up with the

AT&T IP Flexible Reach and/or AT&T IP Toll-Free on AT&T VPN Service
BGP-R and Call Preservation Customer Configuration Guide
(September 7, 2021, Version 1.3)

integrated CUBE configuration in this OSPF section. The red highlighted entries are variables that are specific to the customer environment.

The cascaded OSPF Layer 3 Switch example is designed to have one physical interface facing the CERs with integrated CUBE and one physical interface facing the IP PBX/IP Phones. There is a trunk between the two Layer 3 Switches.

AT&T IP Flexible Reach and/or AT&T IP Toll-Free on AT&T VPN Service
BGP-R and Call Preservation Customer Configuration Guide
(September 7, 2021, Version 1.3)

```
3750-Kona#sh run
Building configuration...

vlan 148
 name IP_PHONES
!
vlan 244
 name CUCM-VLAN
!
vlan 500
 name VLAN_to_Los_Angelese
!
vlan 502
 name HILO_KONA_TRUNK
!
interface FastEthernet1/0/41
 description - Link To 3945-San-Francisco
 switchport access vlan 500
 switchport mode access
!
interface FastEthernet1/0/47
 description - Trunk To 3750-Hilo
 switchport trunk encapsulation dot1q
 switchport trunk allowed vlan 111,148,224,502
 switchport mode trunk
!
interface FastEthernet1/0/48
 description - Trunk To Union-Station
 switchport trunk encapsulation dot1q
 switchport trunk allowed vlan 148,244
 switchport mode trunk
 load-interval 30
!
!
interface Vlan148
 description - Phones Vlan
 ip address 10.2.148.1 255.255.255.0
!
interface Vlan244
 description - Call Manager Vlan
 ip address 135.16.205.121 255.255.255.240
!
interface Vlan500
 description - VLAN to Los Angeles
 ip address 20.75.10.3 255.255.255.0
!
interface Vlan502
 description - VLAN between Hilo and Kona switches
```

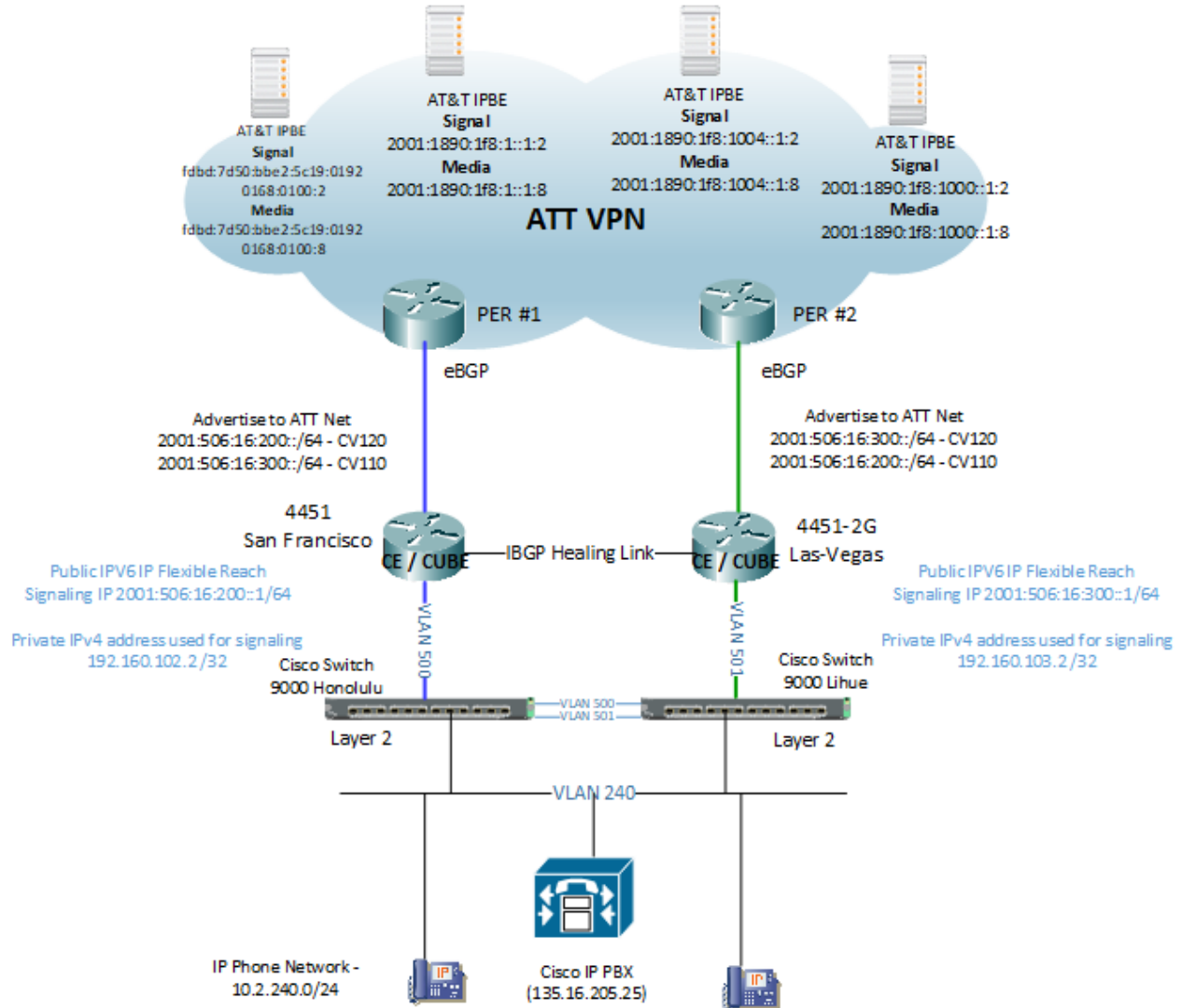
AT&T IP Flexible Reach and/or AT&T IP Toll-Free on AT&T VPN Service
BGP-R and Call Preservation Customer Configuration Guide
(September 7, 2021, Version 1.3)

```
ip address 20.75.8.1 255.255.255.0
!  
!  
router ospf 100  
  router-id 20.75.10.3  
  log-adjacency-changes  
  redistribute connected metric 20 metric-type 1 subnets  
  redistribute static metric 20 metric-type 1 subnets  
  network 10.2.148.0 0.0.0.255 area 0  
  network 20.75.8.1 0.0.0.0 area 0  
  network 20.75.10.3 0.0.0.0 area 0  
  network 135.16.205.112 0.0.0.15 area 0  
!
```

AT&T IP Flexible Reach and/or AT&T IP Toll-Free on AT&T VPN Service
BGP-R and Call Preservation Customer Configuration Guide
(September 7, 2021, Version 1.3)

4.1.4 IPv6 Example Configurations

The following diagram will be used to populate the sample configurations.



4451 San Francisco

```
ip cef
ipv6 cef
!
!
interface Loopback0
description BGP OSPF Loopback
ip address 192.168.0.178 255.255.255.255
```

**AT&T IP Flexible Reach and/or AT&T IP Toll-Free on AT&T VPN Service
BGP-R and Call Preservation Customer Configuration Guide
(September 7, 2021, Version 1.3)**

```
ipv6 address 2001:506:16:100::178/128
ipv6 enable
ipv6 ospf 100 area 0
!
interface Loopback60000
description CUBE Loopback
ip address 192.160.102.2 255.255.255.255
ipv6 address 2001:506:16:200::1/64
ipv6 enable
ipv6 ospf 100 area 0
!
!
!
interface GigabitEthernet0/0/2
description - Trunk To 3750-Honolulu - Port gig0/1
no ip address
load-interval 30
negotiation auto
hold-queue 2048 in
hold-queue 2048 out
!
interface GigabitEthernet0/0/2.500
description Link to 3750-Honolulu - Vlan500
encapsulation dot1Q 500
ip address 192.168.50.101 255.255.255.252
ip ospf cost 10
ipv6 address 2002::500:101/126
ipv6 ospf 100 area 0
ipv6 ospf cost 10
no cdp enable
!
!
interface Serial1/0/0
description - T3 PPP WAN Link
bandwidth 41992
ip address 195.18.32.9 255.255.255.252
encapsulation ppp
ipv6 address 2001:506:15:102::1/64
dsu bandwidth 44210
scramble
framing c-bit
cablelength 10
hold-queue 32768 out
!
!
router ospf 100
router-id 192.168.0.178
redistribute bgp 65000 subnets route-map IPV4_BGP_TO_OSPF
network 192.160.102.2 0.0.0.0 area 0
network 192.168.0.178 0.0.0.0 area 0
network 192.168.50.101 0.0.0.0 area 0
default-information originate metric 20 metric-type 1
distribute-list route-map IPV4_LAN_To_WAN_Routes in
!
router bgp 65000
bgp router-id 192.168.0.178
bgp log-neighbor-changes
timers bgp 3 9
neighbor 2001:506:15:102::2 remote-as 13979
neighbor 195.18.32.10 remote-as 13979
```

AT&T IP Flexible Reach and/or AT&T IP Toll-Free on AT&T VPN Service
BGP-R and Call Preservation Customer Configuration Guide
(September 7, 2021, Version 1.3)

```
!  
address-family ipv4  
  network 172.50.128.0 mask 255.255.128.0  
  network 192.160.102.2 mask 255.255.255.255  
  network 192.168.0.178 mask 255.255.255.255  
  network 195.18.32.8 mask 255.255.255.252  
  redistribute ospf 100 metric 20 match internal external 1 external 2 route-map  
IPV4_OSPF_TO_BGP  
  no neighbor 2001:506:15:102::2 activate  
  neighbor 195.18.32.10 activate  
  neighbor 195.18.32.10 send-community both  
  neighbor 195.18.32.10 advertisement-interval 1  
  neighbor 195.18.32.10 allowas-in  
  neighbor 195.18.32.10 soft-reconfiguration inbound  
  neighbor 195.18.32.10 route-map IPV4_AVPN_Routes_In in  
  neighbor 195.18.32.10 route-map IPV4_Customer_Networks out  
  neighbor 195.18.32.10 filter-list 1 in  
exit-address-family  
!  
address-family ipv6  
  redistribute ospf 100 metric 20 match internal external 1 external 2 route-map  
IPV6_OSPF_TO_BGP  
  network 2001:506:15:102::/64  
  network 2001:506:16:100::178/128  
  network 2001:506:16:178::/64  
  network 2001:506:16:200::/64  
  network 2001:506:16:300::/64  
  network 2002::500:100/126  
  neighbor 2001:506:15:102::2 activate  
  neighbor 2001:506:15:102::2 send-community both  
  neighbor 2001:506:15:102::2 advertisement-interval 1  
  neighbor 2001:506:15:102::2 allowas-in  
  neighbor 2001:506:15:102::2 soft-reconfiguration inbound  
  neighbor 2001:506:15:102::2 route-map IPV6_AVPN_Routes_In in  
  neighbor 2001:506:15:102::2 route-map IPV6_Customer_Networks out  
  neighbor 2001:506:15:102::2 filter-list 1 in  
exit-address-family  
!  
!  
ip bgp-community new-format  
ip as-path access-list 1 deny _64600_  
ip as-path access-list 1 permit .*  
!  
!  
!  
ip prefix-list IPV4-ALLOW-ANY description - APPLY TO ALL INCOMING EBGp ROUTES  
ip prefix-list IPV4-ALLOW-ANY seq 100 permit 0.0.0.0/0 le 32  
!  
ip prefix-list IPV4-BGP-TO-OSPF-TYPE-1 description - BGP ROUTES -> OSPF E1 ROUTES  
ip prefix-list IPV4-BGP-TO-OSPF-TYPE-1 seq 5 permit 0.0.0.0/0  
ip prefix-list IPV4-BGP-TO-OSPF-TYPE-1 seq 100 deny 0.0.0.0/0 le 32  
!  
ip prefix-list IPV4-BGP-TO-OSPF-TYPE-2 description - BGP ROUTES -> OSPF E2 ROUTES  
ip prefix-list IPV4-BGP-TO-OSPF-TYPE-2 seq 100 deny 0.0.0.0/0 le 32  
!  
ip prefix-list IPV4-LAN-TO-WAN-Routes description - LAN Routes Allowed Into WAN  
ip prefix-list IPV4-LAN-TO-WAN-Routes seq 5 permit 10.2.240.0/24  
ip prefix-list IPV4-LAN-TO-WAN-Routes seq 10 permit 135.16.205.25/32  
ip prefix-list IPV4-LAN-TO-WAN-Routes seq 15 permit 192.168.0.150/32  
ip prefix-list IPV4-LAN-TO-WAN-Routes seq 20 permit 192.168.0.151/32
```

**AT&T IP Flexible Reach and/or AT&T IP Toll-Free on AT&T VPN Service
BGP-R and Call Preservation Customer Configuration Guide
(September 7, 2021, Version 1.3)**

```
ip prefix-list IPV4-LAN-TO-WAN-Routes seq 25 permit 192.160.103.2/32
ip prefix-list IPV4-LAN-TO-WAN-Routes seq 100 deny 0.0.0.0/0 le 32
!
ip prefix-list IPV4-OSPF-TO-BGP description - OSPF Routes Allowed In
ip prefix-list IPV4-OSPF-TO-BGP seq 5 permit 10.2.240.0/24
ip prefix-list IPV4-OSPF-TO-BGP seq 10 permit 135.16.205.25/32
ip prefix-list IPV4-OSPF-TO-BGP seq 15 permit 192.168.0.150/32
ip prefix-list IPV4-OSPF-TO-BGP seq 20 permit 192.168.0.151/32
ip prefix-list IPV4-OSPF-TO-BGP seq 100 deny 0.0.0.0/0 le 32
!
ip prefix-list IPV4-WAN-CV-Value-100 description - CV 100 - 3rd Highest Priority
ip prefix-list IPV4-WAN-CV-Value-100 seq 100 deny 0.0.0.0/0 le 32
!
ip prefix-list IPV4-WAN-CV-Value-110 description - CV 110 - 2nd Highest Priority
ip prefix-list IPV4-WAN-CV-Value-110 seq 10 permit 192.168.0.151/32
ip prefix-list IPV4-WAN-CV-Value-110 seq 100 deny 0.0.0.0/0 le 32
!
ip prefix-list IPV4-WAN-CV-Value-120 description - CV 120 - Highest Priority
ip prefix-list IPV4-WAN-CV-Value-120 seq 5 permit 192.160.102.2/32
ip prefix-list IPV4-WAN-CV-Value-120 seq 10 permit 192.168.0.178/32
ip prefix-list IPV4-WAN-CV-Value-120 seq 15 permit 172.50.128.0/25
ip prefix-list IPV4-WAN-CV-Value-120 seq 20 permit 192.168.0.150/32
ip prefix-list IPV4-WAN-CV-Value-120 seq 100 deny 0.0.0.0/0 le 32
!
ip prefix-list IPV4-WAN-CV-Value-80 description - CV 80 - 5th Highest Priority
ip prefix-list IPV4-WAN-CV-Value-80 seq 100 deny 0.0.0.0/0 le 32
!
ip prefix-list IPV4-WAN-CV-Value-90 description - CV 90 - 4th Highest Priority
ip prefix-list IPV4-WAN-CV-Value-90 seq 100 deny 0.0.0.0/0 le 32
!
ipv6 route 2001:506:16:300::/64 GigabitEthernet0/0/2.500
!
ipv6 router ospf 100
  router-id 192.168.0.178
  distribute-list prefix-list IPV6_LAN_To_WAN_Routes in
  default-information originate metric 20 metric-type 1
  redistribute connected
  redistribute bgp 65000 route-map IPV6_BGP_TO_OSPF
!
!
ipv6 prefix-list IPV6-ALLOW-ANY description - APPLY TO ALL INCOMING EBGp ROUTES
ipv6 prefix-list IPV6-ALLOW-ANY seq 100 permit ::/0 le 128
!
!
ipv6 prefix-list IPV6-BGP-TO-OSPF-TYPE-1 description - BGP ROUTES -> OSPF E1 ROUTES
ipv6 prefix-list IPV6-BGP-TO-OSPF-TYPE-1 seq 100 deny ::/0 le 128
!
!
ipv6 prefix-list IPV6-BGP-TO-OSPF-TYPE-2 description - BGP ROUTES -> OSPF E2 ROUTES
ipv6 prefix-list IPV6-BGP-TO-OSPF-TYPE-2 seq 5 permit 2001:1890:1f8:1004::/64
ipv6 prefix-list IPV6-BGP-TO-OSPF-TYPE-2 seq 10 permit 2001:1890:1f8:1000::/64
ipv6 prefix-list IPV6-BGP-TO-OSPF-TYPE-2 seq 100 deny ::/0 le 128
!
!
ipv6 prefix-list IPV6-LAN-TO-WAN-Routes description - LAN Routes Allowed Into WAN
ipv6 prefix-list IPV6-LAN-TO-WAN-Routes seq 5 permit FDBD:7D50:BBE2:5C19::/64
ipv6 prefix-list IPV6-LAN-TO-WAN-Routes seq 10 permit 2001:1890:1f8:1::/64
ipv6 prefix-list IPV6-LAN-TO-WAN-Routes seq 15 permit 2001:506:16:100::150/128
ipv6 prefix-list IPV6-LAN-TO-WAN-Routes seq 20 permit 2001:506:16:100::151/128
ipv6 prefix-list IPV6-LAN-TO-WAN-Routes seq 25 permit 2001:506:16:300::/64
ipv6 prefix-list IPV6-LAN-TO-WAN-Routes seq 100 deny ::/0 le 128
!
!
ipv6 prefix-list IPV6-OSPF-TO-BGP description - OSPF Routes Allowed In
```

**AT&T IP Flexible Reach and/or AT&T IP Toll-Free on AT&T VPN Service
BGP-R and Call Preservation Customer Configuration Guide
(September 7, 2021, Version 1.3)**

```
ipv6 prefix-list IPV6-OSPF-TO-BGP seq 5 permit 2001:506:16:100::150/128
ipv6 prefix-list IPV6-OSPF-TO-BGP seq 10 permit 2001:506:16:100::151/128
ipv6 prefix-list IPV6-OSPF-TO-BGP seq 100 deny ::/0 le 128
!
ipv6 prefix-list IPV6-WAN-CV-Value-120 description - CV 120 - Highest Priority
ipv6 prefix-list IPV6-WAN-CV-Value-120 seq 5 permit 2001:506:16:200::/64
ipv6 prefix-list IPV6-WAN-CV-Value-120 seq 10 permit 2001:506:16:100::178/128
ipv6 prefix-list IPV6-WAN-CV-Value-120 seq 15 permit 2001:506:16:178::/64
ipv6 prefix-list IPV6-WAN-CV-Value-120 seq 20 permit 2001:506:16:100::150/128
ipv6 prefix-list IPV6-WAN-CV-Value-120 seq 100 deny ::/0 le 128
!
ipv6 prefix-list IPV6-WAN-CV-Value-110 description - CV 110 - 2nd Highest Priority
ipv6 prefix-list IPV6-WAN-CV-Value-110 seq 5 permit 2001:506:16:300::/64
ipv6 prefix-list IPV6-WAN-CV-Value-110 seq 10 permit 2001:506:16:100::151/128
ipv6 prefix-list IPV6-WAN-CV-Value-110 seq 100 deny ::/0 le 128
!
ipv6 prefix-list IPV6-WAN-CV-Value-100 description - CV 100 - 3rd Highest Priority
ipv6 prefix-list IPV6-WAN-CV-Value-100 seq 100 deny ::/0 le 128
!
ipv6 prefix-list IPV6-WAN-CV-Value-90 description - CV 90 - 4th Highest Priority
ipv6 prefix-list IPV6-WAN-CV-Value-90 seq 100 deny ::/0 le 128
!
ipv6 prefix-list IPV6-WAN-CV-Value-80 description - CV 80 - 5th Highest Priority
ipv6 prefix-list IPV6-WAN-CV-Value-80 seq 100 deny ::/0 le 128
!
ipv6 prefix-list IPV6_OSPF-TO-BGP description - OSPF Routes Allowed In
ipv6 prefix-list IPV6_OSPF-TO-BGP seq 5 permit 2001:506:16:100::150/128
ipv6 prefix-list IPV6_OSPF-TO-BGP seq 10 permit 2001:506:16:100::151/128
ipv6 prefix-list IPV6_OSPF-TO-BGP seq 100 deny ::/0 le 128
!
route-map IPV4_AVPN_Routes_In permit 10
  match ip address prefix-list IPV4-ALLOW-ANY
  set weight 64000
!
route-map IPV6_AVPN_Routes_In permit 10
  match ipv6 address prefix-list IPV6-ALLOW-ANY
  set weight 64000
!
route-map IPV4_OSPF_TO_BGP permit 10
  match ip address prefix-list IPV4-OSPF-TO-BGP
!
route-map IPV4_BGP_TO_OSPF permit 10
  match ip address prefix-list IPv4-BGP-TO-OSPF-TYPE-1
  set metric 20
  set metric-type type-1
!
route-map IPV4_BGP_TO_OSPF permit 20
  match ip address prefix-list IPV4-BGP-TO-OSPF-TYPE-2
  set metric 100
  set metric-type type-2
!
route-map IPV6_OSPF_TO_BGP permit 10
  match ipv6 address prefix-list IPV6-OSPF-TO-BGP
!
route-map IPV6_BGP_TO_OSPF permit 10
  match ipv6 address prefix-list IPV6-BGP-TO-OSPF-TYPE-1
  set metric 20
  set metric-type type-1
!
route-map IPV6_BGP_TO_OSPF permit 20
```

**AT&T IP Flexible Reach and/or AT&T IP Toll-Free on AT&T VPN Service
BGP-R and Call Preservation Customer Configuration Guide
(September 7, 2021, Version 1.3)**

```
match ipv6 address prefix-list IPV6-BGP-TO-OSPF-TYPE-2
set metric 100
set metric-type type-2
!
route-map IPV6_Customer_Networks permit 10
match ipv6 address prefix-list IPV6-WAN-CV-Value-120
set as-path prepend 64600
set community 13979:120 additive
!
route-map IPV6_Customer_Networks permit 20
match ipv6 address prefix-list IPV6-WAN-CV-Value-110
set as-path prepend 64600
set community 13979:110 additive
!
route-map IPV6_Customer_Networks permit 30
match ipv6 address prefix-list IPV6-WAN-CV-Value-100
set as-path prepend 64600
set community 13979:100 additive
!
route-map IPV6_Customer_Networks permit 40
match ipv6 address prefix-list IPV6-WAN-CV-Value-90
set as-path prepend 64600
set community 13979:90 additive
!
route-map IPV6_Customer_Networks permit 50
match ipv6 address prefix-list IPV6-WAN-CV-Value-80
set as-path prepend 64600
set community 13979:80 additive
!
route-map IPV4_LAN_To_WAN_Routes permit 10
match ip address prefix-list IPV4-LAN-TO-WAN-Routes
!
route-map IPV4_Customer_Networks permit 10
match ip address prefix-list IPV4-WAN-CV-Value-120
set as-path prepend 64600
set community 13979:120 additive
!
route-map IPV4_Customer_Networks permit 20
match ip address prefix-list IPV4-WAN-CV-Value-110
set as-path prepend 64600
set community 13979:110 additive
!
route-map IPV4_Customer_Networks permit 30
match ip address prefix-list IPV4-WAN-CV-Value-100
set as-path prepend 64600
set community 13979:100 additive
!
route-map IPV4_Customer_Networks permit 40
match ip address prefix-list IPV4-WAN-CV-Value-90
set as-path prepend 64600
set community 13979:90 additive
!
route-map IPV4_Customer_Networks permit 50
match ip address prefix-list IPV4-WAN-CV-Value-80
set as-path prepend 64600
set community 13979:80 additive
!
route-map IPV6_LAN_To_WAN_Routes permit 10
match ipv6 address prefix-list IPV6-LAN-TO-WAN-Routes
```


AT&T IP Flexible Reach and/or AT&T IP Toll-Free on AT&T VPN Service
BGP-R and Call Preservation Customer Configuration Guide
(September 7, 2021, Version 1.3)

4451 Las Vegas

```
ip cef
ipv6 cef
!
!
!
interface Loopback0
  description BGP OSPF Loopback
  ip address 192.168.0.11 255.255.255.255
  ipv6 address 2001:506:16:100::11/128
  ipv6 enable
  ipv6 ospf 100 area 0
!
interface Loopback60000
  description CUBE Loopback
  ip address 192.160.103.2 255.255.255.255
  ipv6 address 2001:506:16:300::1/64
  ipv6 enable
  ipv6 ospf 100 area 0
!
!
interface GigabitEthernet0/0
  description - WAN Link no ip address
  load-interval 30
  duplex full
  speed 1000
!
interface GigabitEthernet0/0.2815
  encapsulation dot1Q 2815
  ip address 192.168.130.49 255.255.255.252
  ip virtual-reassembly in
  ipv6 address 2001:506:15:34::2/64
  bfd interval 999 min_rx 999 multiplier 3
  no bfd echo
!
!
interface GigabitEthernet0/2
  no ip address
  load-interval 30
  duplex full
  speed 100
  media-type rj45
!
interface GigabitEthernet0/2.501
  description Link to 3750-Honolulu - Vlan 501
  encapsulation dot1Q 501
  ip address 192.168.51.101 255.255.255.252
  ip ospf cost 10
  ipv6 address 2002::501:101/126
  ipv6 ospf 100 area 0
  ipv6 ospf cost 10
!
!
```

**AT&T IP Flexible Reach and/or AT&T IP Toll-Free on AT&T VPN Service
BGP-R and Call Preservation Customer Configuration Guide
(September 7, 2021, Version 1.3)**

```
router ospf 100
  router-id 192.168.0.11
  redistribute bgp 65000 subnets route-map IPV4_BGP_TO_OSPF
  network 192.160.103.2 0.0.0.0 area 0
  network 192.168.0.11 0.0.0.0 area 0
  network 192.168.51.101 0.0.0.0 area 0
  default-information originate metric 20 metric-type 1
  distribute-list route-map IPV4_LAN_To_WAN_Routes in
!
router bgp 65000
  bgp router-id 192.168.0.11
  bgp log-neighbor-changes
  timers bgp 3 9
  neighbor 2001:506:15:34::1 remote-as 13979
  neighbor 2001:506:15:34::1 fall-over bfd
  neighbor 192.168.130.50 remote-as 13979
!
  address-family ipv4
    network 172.23.64.0 mask 255.255.192.0
    network 192.160.103.2 mask 255.255.255.255
    network 192.168.0.11 mask 255.255.255.255
    network 192.168.130.48 mask 255.255.255.252
    redistribute ospf 100 metric 20 match internal external 1 external 2 route-map
IPV4_OSPF_TO_BGP
    no neighbor 2001:506:15:34::1 activate
    neighbor 192.168.130.50 activate
    neighbor 192.168.130.50 send-community both
    neighbor 192.168.130.50 advertisement-interval 1
    neighbor 192.168.130.50 allowas-in
    neighbor 192.168.130.50 soft-reconfiguration inbound
    neighbor 192.168.130.50 route-map IPV4_AVPN_Routes_In in
    neighbor 192.168.130.50 route-map IPV4_Customer_Networks out
    neighbor 192.168.130.50 filter-list 1 in
  exit-address-family
!
  address-family ipv6
    redistribute ospf 100 metric 20 match internal external 1 external 2 route-map
IPV6_OSPF_TO_BGP
    network 2001:506:15:34::/64
    network 2001:506:16:11::/64
    network 2001:506:16:100::11/128
    network 2001:506:16:200::/64
    network 2001:506:16:300::/64
    network 2002::501:100/126
    neighbor 2001:506:15:34::1 activate
    neighbor 2001:506:15:34::1 send-community both
    neighbor 2001:506:15:34::1 advertisement-interval 1
    neighbor 2001:506:15:34::1 allowas-in
    neighbor 2001:506:15:34::1 soft-reconfiguration inbound
    neighbor 2001:506:15:34::1 route-map IPV6_AVPN_Routes_In in
    neighbor 2001:506:15:34::1 route-map IPV6_Customer_Networks out
    neighbor 2001:506:15:34::1 filter-list 1 in
  exit-address-family
!
!
ip bgp-community new-format
ip as-path access-list 1 deny _64600_
ip as-path access-list 1 permit .*
!
!
```

**AT&T IP Flexible Reach and/or AT&T IP Toll-Free on AT&T VPN Service
BGP-R and Call Preservation Customer Configuration Guide
(September 7, 2021, Version 1.3)**

```

ip prefix-list IPV4-ALLOW-ANY description - APPLY TO ALL INCOMING EBGp ROUTES
ip prefix-list IPV4-ALLOW-ANY seq 100 permit 0.0.0.0/0 le 32
!
ip prefix-list IPV4-BGP-TO-OSPF-TYPE-1 description - BGP ROUTES -> OSPF E1 ROUTES
ip prefix-list IPV4-BGP-TO-OSPF-TYPE-1 seq 5 permit 0.0.0.0/0
ip prefix-list IPV4-BGP-TO-OSPF-TYPE-1 seq 100 deny 0.0.0.0/0 le 32
!
ip prefix-list IPV4-BGP-TO-OSPF-TYPE-2 description - BGP ROUTES -> OSPF E2 ROUTES
ip prefix-list IPV4-BGP-TO-OSPF-TYPE-2 seq 100 deny 0.0.0.0/0 le 32
!
ip prefix-list IPV4-LAN-TO-WAN-Routes description - LAN Routes Allowed Into WAN
ip prefix-list IPV4-LAN-TO-WAN-Routes seq 5 permit 10.2.240.0/24
ip prefix-list IPV4-LAN-TO-WAN-Routes seq 10 permit 135.16.205.25/32
ip prefix-list IPV4-LAN-TO-WAN-Routes seq 15 permit 192.168.0.150/32
ip prefix-list IPV4-LAN-TO-WAN-Routes seq 20 permit 192.168.0.151/32
ip prefix-list IPV4-LAN-TO-WAN-Routes seq 25 permit 192.160.102.2/32
ip prefix-list IPV4-LAN-TO-WAN-Routes seq 100 deny 0.0.0.0/0 le 32
!
ip prefix-list IPV4-OSPF-TO-BGP description - OSPF Routes Allowed In
ip prefix-list IPV4-OSPF-TO-BGP seq 5 permit 10.2.240.0/24
ip prefix-list IPV4-OSPF-TO-BGP seq 10 permit 135.16.205.25/32
ip prefix-list IPV4-OSPF-TO-BGP seq 15 permit 192.168.0.150/32
ip prefix-list IPV4-OSPF-TO-BGP seq 20 permit 192.168.0.151/32
ip prefix-list IPV4-OSPF-TO-BGP seq 100 deny 0.0.0.0/0 le 32
!
!
ip prefix-list IPV4-WAN-CV-Value-120 description - CV 120 - Highest Priority
ip prefix-list IPV4-WAN-CV-Value-120 seq 5 permit 192.160.103.2/32
ip prefix-list IPV4-WAN-CV-Value-120 seq 10 permit 192.168.0.11/32
ip prefix-list IPV4-WAN-CV-Value-120 seq 15 permit 172.23.64.0/18
ip prefix-list IPV4-WAN-CV-Value-120 seq 20 permit 192.168.0.151/32
ip prefix-list IPV4-WAN-CV-Value-120 seq 100 deny 0.0.0.0/0 le 32
!
ip prefix-list IPV4-WAN-CV-Value-110 description - CV 110 - 2nd Highest Priority
ip prefix-list IPV4-WAN-CV-Value-110 seq 10 permit 192.168.0.150/32
ip prefix-list IPV4-WAN-CV-Value-110 seq 100 deny 0.0.0.0/0 le 32
!
ip prefix-list IPV4-WAN-CV-Value-100 description - CV 100 - 3rd Highest Priority
ip prefix-list IPV4-WAN-CV-Value-100 seq 100 deny 0.0.0.0/0 le 32
!
ip prefix-list IPV4-WAN-CV-Value-80 description - CV 80 - 5th Highest Priority
ip prefix-list IPV4-WAN-CV-Value-80 seq 100 deny 0.0.0.0/0 le 32
!
ip prefix-list IPV4-WAN-CV-Value-90 description - CV 90 - 4th Highest Priority
ip prefix-list IPV4-WAN-CV-Value-90 seq 100 deny 0.0.0.0/0 le 32
!
!
ipv6 route 2001:506:16:200::/64 GigabitEthernet0/2.501
!
ipv6 router ospf 100
router-id 192.168.0.11
distribute-list prefix-list IPV6_LAN_To_WAN_Routes in
default-information originate metric 20 metric-type 1
redistribute bgp 65000 route-map IPV6_BGP_TO_OSPF
!
!
!
ipv6 prefix-list IPV6-ALLOW-ANY description - APPLY TO ALL INCOMING EBGp ROUTES
ipv6 prefix-list IPV6-ALLOW-ANY seq 100 permit ::/0 le 128
!
ipv6 prefix-list IPV6-BGP-TO-OSPF-TYPE-1 description - BGP ROUTES -> OSPF E1 ROUTES

```

**AT&T IP Flexible Reach and/or AT&T IP Toll-Free on AT&T VPN Service
BGP-R and Call Preservation Customer Configuration Guide
(September 7, 2021, Version 1.3)**

```
ipv6 prefix-list IPV6-BGP-TO-OSPF-TYPE-1 seq 100 deny ::/0 le 128
!
ipv6 prefix-list IPV6-BGP-TO-OSPF-TYPE-2 description - BGP ROUTES -> OSPF E2 ROUTES
ipv6 prefix-list IPV6-BGP-TO-OSPF-TYPE-2 seq 5 permit FDBD:7D50:BBE2:5C19::/64
ipv6 prefix-list IPV6-BGP-TO-OSPF-TYPE-2 seq 10 permit 2001:1890:1f8:1::/64
ipv6 prefix-list IPV6-BGP-TO-OSPF-TYPE-2 seq 100 deny ::/0 le 128
!
ipv6 prefix-list IPV6-LAN-TO-WAN-Routes description - LAN Routes Allowed Into WAN
ipv6 prefix-list IPV6-LAN-TO-WAN-Routes seq 5 permit 2001:1890:1f8:1004::/64
ipv6 prefix-list IPV6-LAN-TO-WAN-Routes seq 10 permit 2001:1890:1f8:1000::/64
ipv6 prefix-list IPV6-LAN-TO-WAN-Routes seq 15 permit 2001:506:16:100::150/128
ipv6 prefix-list IPV6-LAN-TO-WAN-Routes seq 20 permit 2001:506:16:100::151/128
ipv6 prefix-list IPV6-LAN-TO-WAN-Routes seq 25 permit 2001:506:16:200::/64
ipv6 prefix-list IPV6-LAN-TO-WAN-Routes seq 100 deny ::/0 le 128
!
ipv6 prefix-list IPV6-OSPF-TO-BGP description - OSPF Routes Allowed In
ipv6 prefix-list IPV6-OSPF-TO-BGP seq 5 permit 2001:506:16:100::150/128
ipv6 prefix-list IPV6-OSPF-TO-BGP seq 10 permit 2001:506:16:100::151/128
ipv6 prefix-list IPV6-OSPF-TO-BGP seq 100 deny ::/0 le 128
!
ipv6 prefix-list IPV6-WAN-CV-Value-120 description - CV 120 - Highest Priority
ipv6 prefix-list IPV6-WAN-CV-Value-120 seq 5 permit 2001:506:16:300::/64
ipv6 prefix-list IPV6-WAN-CV-Value-120 seq 10 permit 2001:506:16:100::11/128
ipv6 prefix-list IPV6-WAN-CV-Value-120 seq 15 permit 2001:506:16:11::/64
ipv6 prefix-list IPV6-WAN-CV-Value-120 seq 20 permit 2001:506:16:100::151/128
ipv6 prefix-list IPV6-WAN-CV-Value-120 seq 100 deny ::/0 le 128
!
ipv6 prefix-list IPV6-WAN-CV-Value-110 description - CV 110 - 2nd Highest Priority
ipv6 prefix-list IPV6-WAN-CV-Value-110 seq 5 permit 2001:506:16:200::/64
ipv6 prefix-list IPV6-WAN-CV-Value-110 seq 10 permit 2001:506:16:100::150/128
ipv6 prefix-list IPV6-WAN-CV-Value-110 seq 100 deny ::/0 le 128
!
ipv6 prefix-list IPV6-WAN-CV-Value-100 description - CV 100 - 3rd Highest Priority
ipv6 prefix-list IPV6-WAN-CV-Value-100 seq 100 deny ::/0 le 128
!
ipv6 prefix-list IPV6-WAN-CV-Value-90 description - CV 90 - 4th Highest Priority
ipv6 prefix-list IPV6-WAN-CV-Value-90 seq 100 deny ::/0 le 128
!
ipv6 prefix-list IPV6-WAN-CV-Value-80 description - CV 80 - 5th Highest Priority
ipv6 prefix-list IPV6-WAN-CV-Value-80 seq 100 deny ::/0 le 128
!
route-map IPV4_AVPN_Routes_In permit 10
  match ip address prefix-list IPV4-ALLOW-ANY
  set weight 64000
!
route-map IPV6_AVPN_Routes_In permit 10
  match ipv6 address prefix-list IPV6-ALLOW-ANY
  set weight 64000
!
route-map IPV4_OSPF_TO_BGP permit 10
  match ip address prefix-list IPV4-OSPF-TO-BGP
!
route-map IPV4_BGP_TO_OSPF permit 10
  match ip address prefix-list IPV4-BGP-TO-OSPF-TYPE-1
  set metric 20
  set metric-type type-1
!
route-map IPV4_BGP_TO_OSPF permit 20
  match ip address prefix-list IPV4-BGP-TO-OSPF-TYPE-2
  set metric 100
```

**AT&T IP Flexible Reach and/or AT&T IP Toll-Free on AT&T VPN Service
BGP-R and Call Preservation Customer Configuration Guide
(September 7, 2021, Version 1.3)**

```
set metric-type type-2
!
route-map IPV6_OSPF_TO_BGP permit 10
  match ipv6 address prefix-list IPV6-OSPF-TO-BGP
!
route-map IPV6_BGP_TO_OSPF permit 10
  match ipv6 address prefix-list IPV6-BGP-TO-OSPF-TYPE-1
  set metric 20
  set metric-type type-1
!
route-map IPV6_BGP_TO_OSPF permit 20
  match ipv6 address prefix-list IPV6-BGP-TO-OSPF-TYPE-2
  set metric 100
  set metric-type type-2
!
route-map IPV6_Customer_Networks permit 10
  match ipv6 address prefix-list IPV6-WAN-CV-Value-120
  set as-path prepend 64600
  set community 13979:120 additive
!
route-map IPV6_Customer_Networks permit 20
  match ipv6 address prefix-list IPV6-WAN-CV-Value-110
  set as-path prepend 64600
  set community 13979:110 additive
!
route-map IPV6_Customer_Networks permit 30
  match ipv6 address prefix-list IPV6-WAN-CV-Value-100
  set as-path prepend 64600
  set community 13979:100 additive
!
route-map IPV6_Customer_Networks permit 40
  match ipv6 address prefix-list IPV6-WAN-CV-Value-90
  set as-path prepend 64600
  set community 13979:90 additive
!
route-map IPV6_Customer_Networks permit 50
  match ipv6 address prefix-list IPV6-WAN-CV-Value-80
  set as-path prepend 64600
  set community 13979:80 additive
!
route-map IPV4_LAN_To_WAN_Routes permit 10
  match ip address prefix-list IPV4-LAN-TO-WAN-Routes
!
route-map IPV4_Customer_Networks permit 10
  match ip address prefix-list IPV4-WAN-CV-Value-120
  set as-path prepend 64600
  set community 13979:120 additive
!
route-map IPV4_Customer_Networks permit 20
  match ip address prefix-list IPV4-WAN-CV-Value-110
  set as-path prepend 64600
  set community 13979:110 additive
!
route-map IPV4_Customer_Networks permit 30
  match ip address prefix-list IPV4-WAN-CV-Value-100
  set as-path prepend 64600
  set community 13979:100 additive
!
route-map IPV4_Customer_Networks permit 40
  match ip address prefix-list IPV4-WAN-CV-Value-90
```

AT&T IP Flexible Reach and/or AT&T IP Toll-Free on AT&T VPN Service
BGP-R and Call Preservation Customer Configuration Guide
(September 7, 2021, Version 1.3)

```
set as-path prepend 64600
set community 13979:90 additive
!
route-map IPV4_Customer_Networks permit 50
match ip address prefix-list IPV4-WAN-CV-Value-80
set as-path prepend 64600
set community 13979:80 additive
```

Cisco 3750 Honolulu (Cascaded Layer 3 Switch)

```
vlan 240
 name CUCM-9-10-PHONES
!
vlan 500
 name BGP-to-IPV6-CER1
!
vlan 501
 name BGP-to-IPV6-CER2
!
vlan 502
 name BGP-to-IPV6-CROSS-LINK
!
!
!
!
interface Loopback0
 ip address 192.168.0.150 255.255.255.255
 ipv6 address 2001:506:16:100::150/128
 ipv6 enable
 ipv6 ospf 100 area 0
!
!
interface FastEthernet0/2
 description - Trunk To 3945 San Francisco (EBGP #1 Router)
 switchport trunk encapsulation dot1q
 switchport trunk allowed vlan 500
 switchport mode trunk
 spanning-tree portfast trunk
!
!
interface FastEthernet0/23
 description - Trunk To 3750-Lihue
 switchport trunk encapsulation dot1q
 switchport trunk allowed vlan 502,503
 switchport mode trunk
!
interface FastEthernet0/24
 description - Trunk To Union-Station
 switchport trunk encapsulation dot1q
 switchport trunk allowed vlan 240,4001
 switchport mode trunk
!
interface GigabitEthernet0/1
!
interface GigabitEthernet0/2
!
interface Vlan1
```

**AT&T IP Flexible Reach and/or AT&T IP Toll-Free on AT&T VPN Service
BGP-R and Call Preservation Customer Configuration Guide
(September 7, 2021, Version 1.3)**

```
no ip address
shutdown
!
interface Vlan240
description - CUCM8.5 - Phones Vlan
ip address 10.2.240.248 255.255.255.0
ip ospf cost 65535
ip ospf priority 0
!
interface Vlan500
description - BGP Link To CER1
ip address 192.168.50.102 255.255.255.252
ip ospf cost 10
ip ospf priority 0
ipv6 address 2002::500:102/126
ipv6 enable
ipv6 ospf cost 10
ipv6 ospf priority 0
ipv6 ospf 100 area 0
!
interface Vlan502
description - OSPF Link To Customer L2/L3 device
ip address 192.168.52.101 255.255.255.252
ip ospf cost 100
ipv6 address 2002::502:101/126
ipv6 enable
ipv6 ospf cost 100
ipv6 ospf 100 area 0
!
!
router ospf 100
router-id 192.168.0.150
redistribute static metric 20 metric-type 1 subnets route-map IPV4_OSPF_Routes_Static
network 10.2.240.0 0.0.0.255 area 0
network 192.168.0.150 0.0.0.0 area 0
network 192.168.50.102 0.0.0.0 area 0
network 192.168.52.101 0.0.0.0 area 0
network 192.168.53.103 0.0.0.0 area 0
distribute-list route-map IPV4_WAN_Routes in
!
!
ip route 135.16.205.25 255.255.255.255 10.2.240.250
!
!
ip prefix-list IPV4-OSPF-Routes-Static description - OSPF Static Routes
ip prefix-list IPV4-OSPF-Routes-Static seq 5 permit 135.16.205.25/32
ip prefix-list IPV4-OSPF-Routes-Static seq 100 deny 0.0.0.0/0 le 32
!
ip prefix-list IPV4-WAN-Routes description - IPv4 Incoming OSPF Routes
ip prefix-list IPV4-WAN-Routes seq 5 permit 192.160.102.2/32
ip prefix-list IPV4-WAN-Routes seq 10 permit 192.160.103.2/32
ip prefix-list IPV4-WAN-Routes seq 15 permit 192.168.0.151/32
ip prefix-list IPV4-WAN-Routes seq 50 permit 0.0.0.0/0
ip prefix-list IPV4-WAN-Routes seq 100 deny 0.0.0.0/0 le 32
!
!
ipv6 router ospf 100
router-id 192.168.0.150
distribute-list prefix-list IPV6-WAN-Routes in
!
!
```

AT&T IP Flexible Reach and/or AT&T IP Toll-Free on AT&T VPN Service
BGP-R and Call Preservation Customer Configuration Guide
(September 7, 2021, Version 1.3)

```
!  
ipv6 prefix-list IPV6-WAN-Routes description - IPv6 Incoming WAN Routes  
ipv6 prefix-list IPV6-WAN-Routes seq 5 permit 2001:506:16:200::1/128  
ipv6 prefix-list IPV6-WAN-Routes seq 10 permit 2001:506:16:300::1/128  
ipv6 prefix-list IPV6-WAN-Routes seq 15 permit FDBD:7D50:BBE2:5C19::/64  
ipv6 prefix-list IPV6-WAN-Routes seq 20 permit 2001:1890:1f8:1::/64  
ipv6 prefix-list IPV6-WAN-Routes seq 25 permit 2001:1890:1f8:1004::/64  
ipv6 prefix-list IPV6-WAN-Routes seq 30 permit 2001:1890:1f8:1000::/64  
ipv6 prefix-list IPV6-WAN-Routes seq 35 permit 2001:506:16:100::151/128  
ipv6 prefix-list IPV6-WAN-Routes seq 40 permit ::/0  
ipv6 prefix-list IPV6-WAN-Routes seq 100 deny ::/0 le 128  
route-map IPV4_WAN_Routes permit 10  
  match ip address prefix-list IPV4-WAN-Routes  
!  
route-map IPV4_OSPF_Routes_Static permit 10  
  match ip address prefix-list IPV4-OSPF-Routes-Static
```

4.2 Router Configurations with EBGp

This section provides templates and examples to configure the CERs to work with BGP-R CALL PRESERVATION with EBGp on the LAN. An example will also be provided to configure EBGp on a cascaded layer 3 switch.

4.2.1 CER Configuration (BGP-R CALL PRESERVATION and EBGp) Template

The configurations provided in this section are in addition to the base CER configuration (see section 1.3 for links to the CER CCGs).

EBGP Template

```
ip cef  
!  
interface Loopback0  
  description – Loopback BGP router-id -  
  ip address <IP address> 255.255.255.255  
!  
interface Loopback60000  
  description IP Flexible Reach Signaling IP address  
  ip address <IP Address> 255.255.255.255  
!  
interface GigabitEthernet <interface number>
```

IP Address used for BGP router-id. Each CER participating in BGP-R must be configured with a unique IP address.

AT&T IP Flexible Reach and/or AT&T IP Toll-Free on AT&T VPN Service
BGP-R and Call Preservation Customer Configuration Guide
(September 7, 2021, Version 1.3)

```
no ip address
!
interface GigabitEthernet <sub-interface number>
description - Link to Layer 2/3 Device LAN
encapsulation dot1Q <VLAN ID>
ip address <IP Address> <subnet mask>
!
Interface GigabitEthernet <interface connecting to the Voice Quality Monitor>
ip address <LAN IP address determined by VQM model> <mask>
!
router bgp <AS number>
  bgp router-id <Loopback 0 IP address for BGP router-id>
  timers bgp 3 9
  neighbor <AT&T PER IP Address> remote-as <remote AS number>
  neighbor <EBGP Neighbor IP Address> remote-as <EBP AS number>
!
address-family ipv4
  network < Loopback 0 IP Address for BGP router-id> mask 255.255.255.255
  network < Loopback 60000 IP Flexible Reach Signaling IP address> 255.255.255.255
  network < IP Flexible Reach Signaling network Backup #1> 255.255.255.248
  network < IP Flexible Reach Signaling network Backup #2> 255.255.255.248
  network <VQM network> mask <subnet mask>
  *****Continue to add IP Flexible Reach Backup Networks as necessary*****
  network < Data network #1 directly connected to CER > mask <subnet mask>
  network < Data network #2 directly connected to CER > mask <subnet mask>
  ***** Add multiple network statements for data networks *****
  neighbor <AT&T PER IP Address> activate
  neighbor <AT&T PER IP Address> send-community both
  neighbor <AT&T PER IP Address> advertisement-interval 3
  neighbor <AT&T PER IP Address> soft-reconfiguration inbound
  neighbor <AT&T PER IP Address> route-map AVPN_Routes_In in
  neighbor <AT&T PER IP Address> route-map Customer_SBC_Networks out
  neighbor <AT&T PER IP Address> filter-list 1 in
  neighbor <EBGP Neighbor IP Address> activate
  neighbor <EBGP Neighbor IP Address> send-community both
  neighbor <EBGP Neighbor IP Address> advertisement-interval 3
  neighbor <EBGP Neighbor IP Address> soft-reconfiguration inbound
  neighbor <EBGP Neighbor IP Address> route-map EBGP_In in
```

The EBGP Neighbor is located in the customer's network.

Add network statement(s) for backup IP Flexible Reach Signaling IP

"Network" statements are needed for additional local hosts or networks that need to be redistributed with BGP. NOTE: There may already be existing network statements in the BGP configuration. All networks statements will now need to be added into the "ip prefix-list SBC" portion of the configuration (see farther down in template).

AT&T IP Flexible Reach and/or AT&T IP Toll-Free on AT&T VPN Service
BGP-R and Call Preservation Customer Configuration Guide
(September 7, 2021, Version 1.3)

```
neighbor <EBGP Neighbor IP Address> route-map EBG_P_Out out
neighbor < EBGP Neighbor IP Address > filter-list 1 in
no auto-summary
no synchronization
exit-address-family
!
ip route <IP Flexible Reach Signaling network Backup #1> 255.255.255.248 GigabitEthernet<LAN subinterface>
ip route <IP Flexible Reach Signaling network Backup #2> 255.255.255.248 GigabitEthernet<LAN subinterface>
ip route < IP Border Element #1 Signaling IP address assigned to this CUBE > 255.255.255.255 <EBGP Neighbor IP
address> 250
ip route < IP Border Element #1 Media IP address assigned to this CUBE > 255.255.255.255 <EBGP Neighbor IP
address> 250
ip route < IP Border Element #2 Signaling IP address assigned to this CUBE > 255.255.255.255 <EBGP Neighbor IP
address> 250
ip route < IP Border Element #2 Media IP address assigned to this CUBE > 255.255.255.255 <EBGP Neighbor IP
address> 250
!
route-map AVPN_Routes_In permit 10
match ip address 3
set weight 64000
!
route-map EBG_P_In permit 10
match ip address prefix-list EBG_P-In
!
route-map EBG_P_Out permit 10
match ip address prefix-list EBG_P-Out-CV120
set as-path prepend 64600
set community <EBGP AS Number>:120 additive
!
route-map EBG_P_Out permit 20
match ip address prefix-list EBG_P-Out-CV110
set as-path prepend 64600
set community <EBGP AS Number>:110 additive
!
!
route-map Customer_SBC_Networks permit 10
match ip address prefix-list CV120
set as-path prepend 64600
set community <PER AS number>:120 additive
!
```

**Required to advertise the backup
/29 network into BGP table **

These static entries set the route to the AT&T
IP Border Elements (via the customer's LAN)
as a lower priority. Higher priority is via
directly connected AVPN network.

AT&T IP Flexible Reach and/or AT&T IP Toll-Free on AT&T VPN Service
BGP-R and Call Preservation Customer Configuration Guide
(September 7, 2021, Version 1.3)

```
route-map Customer_SBC_Networks permit 20
match ip address prefix-list CV110
set as-path prepend 64600
set community <PER AS number>:110 additive
!
!
!
ip prefix-list CV120 description Primary Routes with CV120
ip prefix-list CV120 seq 5 permit < Loopback 60000 IP Flexible Reach Signaling IP address >/32
ip prefix-list CV120 seq 10 permit < Loopback 0 IP Address for BGP router-id >/32
ip prefix list CV120 seq 15 permit <IP PBX and/or IP Phone network>/<Prefix Size>  **Optional**
ip prefix list CV120 seq 20 permit <VQM Network>/<Prefix Size>
ip prefix-list CV120 seq 25 permit < Data network #1 directly connected to CER>/<Prefix Size>
ip prefix-list CV120 seq 30 permit < Data network #2 directly connected to CER >/<Prefix Size>
ip prefix-list CV120 seq 35 permit < Data network X advertised via EBGP >/<Prefix Size>
ip prefix-list CV120 seq 40 permit < Data network Y advertised via EBGP >/<Prefix Size>
ip prefix-list CV120 seq 45 permit < Data network Z advertised via EBGP >/<Prefix Size>
***NOTE - Insert additional prefix-list entries for each network statement***
ip prefix-list CV120 seq 100 deny 0.0.0.0/0 le 32
!
!
ip prefix-list CV110 description Secondary Backup Routes with CV of 110
ip prefix-list CV110 seq 5 permit < Backup IP Flexible Reach Signaling network >/29
ip prefix-list CV110 seq 10 permit < Backup IP Flexible Reach Signaling network >/29
*** CONTINUE TO ADD SEQUENCE LINE FOR EACH IP Flexible Reach Signaling IP address with CV = 110***
***If there are NO IP Flexible Reach Signaling IP addresses with CV value 110, only configure the deny statement shown below**
ip prefix-list CV110 seq 100 deny 0.0.0.0/0 le 32
!
!
ip prefix-list CV100 description Tertiary Backup Routes with CV of 100
ip prefix-list CV100 seq 5 permit < Backup IP Flexible Reach Signaling network >/29
ip prefix-list CV100 seq 10 permit < Backup IP Flexible Reach Signaling network >/29
*** CONTINUE TO ADD SEQUENCE LINE FOR EACH IP Flexible Reach Signaling IP address with CV = 100***
***If there are NO IP Flexible Reach Signaling IP addresses with CV value 100, only configure the deny statement shown below**
```

Customer must configure network and prefix size for all the data networks to be redistributed into AT&T VPN service.

AT&T IP Flexible Reach and/or AT&T IP Toll-Free on AT&T VPN Service
BGP-R and Call Preservation Customer Configuration Guide
(September 7, 2021, Version 1.3)

```
ip prefix-list CV100 seq 100 deny 0.0.0.0/0 le 32
!
!
ip prefix-list CV90 description Quaternary Backup Routes with CV of 90
ip prefix-list CV90 seq 5 permit < Backup IP Flexible Reach Signaling network >/29
ip prefix-list CV90 seq 10 permit < Backup IP Flexible Reach Signaling network >/29
*** CONTINUE TO ADD SEQUENCE LINE FOR EACH IP Flexible Reach Signaling IP addresses with CV =
90***
***If there are NO IP Flexible Reach Signaling IP addresses with CV value 90, only configure the deny statement
shown below**
ip prefix-list CV90 seq 100 deny 0.0.0.0/0 le 32
!
!
ip prefix-list CV80 description Quinary Backup Routes with CV of 80
ip prefix-list CV80 seq 5 permit < Backup IP Flexible Reach Signaling network >/29
ip prefix-list CV80 seq 10 permit < Backup IP Flexible Reach Signaling network >/29
*** CONTINUE TO ADD SEQUENCE LINE FOR EACH IP Flexible Reach Signaling IP address with CV = 80***
***If there are NO IP Flexible Reach Signaling IP addresses with CV value 80, only configure the deny statement
shown below**
ip prefix-list CV80 seq 100 deny 0.0.0.0/0 le 32
!
!
ip prefix-list EBG-Out-CV120 description Prefix list to capture primary routes to AVPN associated with this CER and
redistribute via EBG
ip prefix-list EBG-Out-CV120 seq 5 permit < Loopback 60000 IP Flexible Reach Signaling IP address >/32
ip prefix-list EBG-Out-CV120 seq 10 permit < Loopback 0 IP Address for BGP router-id >/32
ip prefix-list EBG-Out-CV120 seq 15 permit <AT&T IP Border Element #1 Signaling IP assigned to other CUBE>/32
ip prefix-list EBG-Out-CV120 seq 20 permit <AT&T IP Border Element #1 Media IP assigned to other CUBE>/32
ip prefix-list EBG-Out-CV120 seq 25 permit <AT&T IP Border Element #2 Signaling IP assigned to other CUBE>/32
ip prefix-list EBG-Out-CV120 seq 30 permit <AT&T IP Border Element #2 Media IP assigned to other CUBE>/32
ip prefix-list EBG-Out-CV120 seq 35 permit < AVPN Route 1 >/<prefix size>
ip prefix-list EBG-Out-CV120 seq 40 permit < AVPN Route 2 >/<prefix size>
*** CONTINUE TO ADD SEQUENCE LINE FOR EACH ROUTE TO ADD TO PREFIX LIST***
ip prefix-list EBG-Out-CV120 seq 95 permit 0.0.0.0/0 ** optional- allows all routes to be mapped to this CER**
ip prefix-list EBG-Out-CV120 seq 100 deny 0.0.0.0/0 le 32
!
!
ip prefix-list EBG-Out-CV110 description Prefix list to capture secondary routes to AVPN associated with this CER
and redistribute via EBG
```

AT&T IP Flexible Reach and/or AT&T IP Toll-Free on AT&T VPN Service
BGP-R and Call Preservation Customer Configuration Guide
(September 7, 2021, Version 1.3)

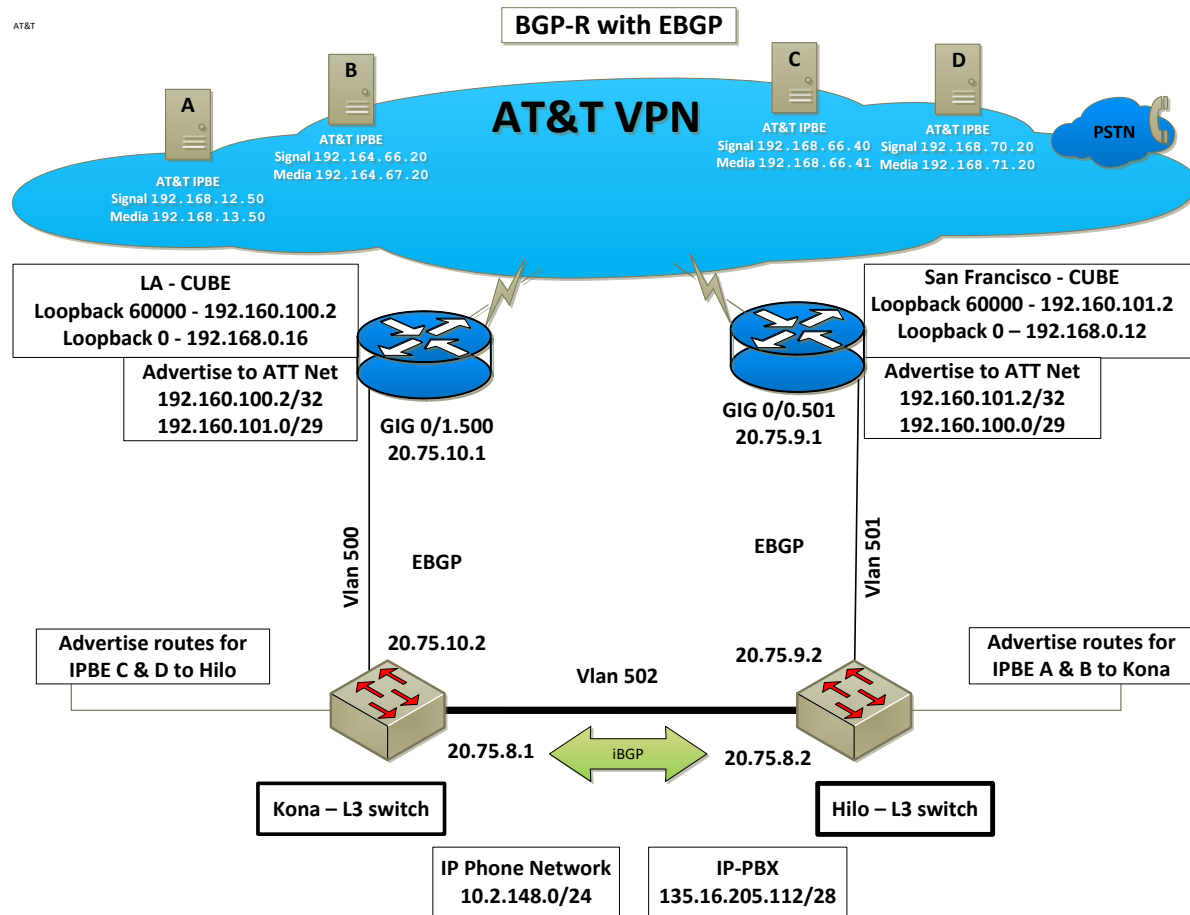
```
ip prefix-list EBG-Out-CV110 seq 5 permit <AVPN Route 3>/<prefix size>
ip prefix-list EBG-Out-CV110 seq 10 permit <AVPN Route 4>/<prefix size>
*** CONTINUE TO ADD SEQUENCE LINE FOR EACH ROUTE TO ADD TO PREFIX LIST***
***If there are NO Routes to add to the prefix list, only configure the deny statement shown below***
ip prefix-list EBG-Out-CV110 seq 100 deny 0.0.0.0/0 le 32
!
!
ip prefix-list EBG-In description - Valid EBG Routes to be redistributed in
ip prefix-list EBG-In seq 5 permit <IP PBX and/or IP Phone network>/<Prefix Size> **Optional**
ip prefix-list EBG-In seq 15 permit <EBGP Neighbor Loopback Interface>/32
ip prefix-list EBG-In seq 20 permit <AT&T IP Border Element #1 Signaling IP assigned to this CUBE>/32
ip prefix-list EBG-In seq 25 permit <AT&T IP Border Element #1 Media IP assigned to this CUBE>/32
ip prefix-list EBG-In seq 30 permit <AT&T IP Border Element #2 Signaling IP assigned to this CUBE>/32
ip prefix-list EBG-In seq 35 permit <AT&T IP Border Element #2 Media IP assigned to this CUBE>/32
ip prefix-list EBG-In seq 40 permit <Data network X advertised via EBG >/<Prefix Size>
ip prefix-list EBG-In seq 45 permit <Data network Y advertised via EBG >/<Prefix Size>
ip prefix-list EBG-In seq 50 permit <Data network Z advertised via EBG >/<Prefix Size>
*** CONTINUE TO ADD SEQUENCE LINE FOR EACH LAN ROUTE TO ADD TO
PREFIX LIST***
ip prefix-list EBG-In seq 100 deny 0.0.0.0/0 le 32
!
ip bgp-community new-format
ip as-path access-list 1 deny _64600_
ip as-path access-list 1 permit .*
!
!
access-list 3 permit any
```

Customer must configure network and prefix size for all the data networks to be redistributed from EBG into AT&T VPN service.

Called by "filter-list 1 in" (under router bgp)

4.2.2 Example Configurations for Integrated CUBE

The following information will be used to populate the sample configurations. Please refer to the diagram below:



Summary of IP Flexible Reach Signaling IP addresses:

CER/CUBE 1 = Los Angeles

- Primary for Los Angeles CUBE with CV of 120 = 192.160.100.2/32
- Backup for San Francisco CUBE with CV of 110 = 192.160.101.0/29 (secondary route)

CER/CUBE 2 = San Francisco

- Primary for San Francisco CUBE with CV of 120 = 192.160.101.2 /32
- Backup for Los Angeles CUBE with CV value of 110 = 192.160.100.0 /29 (secondary route)

AT&T IP Flexible Reach and/or AT&T IP Toll-Free on AT&T VPN Service
 BGP-R and Call Preservation Customer Configuration Guide
 (September 7, 2021, Version 1.3)

The following tables show the information that will need to be collected for BGP - CALL PRESERVATION configurations:

CER Name	<i>Los Angeles</i>
Location Name	<i>Main Street</i>
CER LAN information	
<i>Subinterface #</i>	<i>Gi 0/2.500</i>
<i>IP address & mask</i>	<i>20.75.10.1 mask 255.255.255.0</i>
<i>VLAN ID</i>	<i>500</i>
<i>BGP Loopback IP address</i>	<i>192.168.0.16</i>
<i>IP PBX/IP Phone network & mask</i>	<i>10.2.148.0 mask 255.255.255.0 135.16.205.112 mask 255.255.255.240</i>
Primary CUBE with CV Value = 120	
<i>Signaling IP address</i>	<i>192.160.100.2/32</i>
<i>Associated IP BE addresses</i>	<i>192.168.12.50, 192.168.13.50, 192.164.66.20, 192.164.67.20</i>
Backup CUBE(s) with CV Value= 110	
<i>Signaling IP address(es)</i>	<i>192.160.101.0/29</i>
<i>Associated IP BE addresses</i>	<i>192.168.66.41, 192.168.66.41 , 192.168.70.20, 192.168.71.20</i>
Backup CUBE(s) with CV Value = 100	
<i>Signaling IP address(es)</i>	<i>N/A</i>
<i>Associated IP BE addresses</i>	
Backup CUBE(s) with CV Value = 90	
<i>Signaling IP address(es)</i>	<i>N/A</i>
<i>Associated IP BE addresses</i>	
Backup CUBE(s) with CV Value = 80	
<i>Signaling IP address(es)</i>	<i>N/A</i>
<i>Associated IP BE addresses</i>	
Does customer want AT&T to advertise default route?	<i>Yes</i>

AT&T IP Flexible Reach and/or AT&T IP Toll-Free on AT&T VPN Service
 BGP-R and Call Preservation Customer Configuration Guide
 (September 7, 2021, Version 1.3)

CER Name	<i>San Francisco</i>
Location Name	<i>10th Street</i>
CER LAN information (facing SBC)	
<i>Subinterface #</i>	<i>Gi 0/0.501</i>
<i>IP address & mask</i>	<i>20.75.9.1 mask 255.255.255.0</i>
<i>VLAN ID</i>	<i>500</i>
<i>BGP Loopback IP address</i>	<i>192.168.0.12</i>
<i>IP PBX/IP Phone network & mask</i>	<i>Already being advertised out Los Angeles router</i>
Primary SBC with CV Value = 120	
<i>Signaling IP address</i>	<i>192.160.101.2/29</i>
<i>Associated IP BE addresses</i>	<i>192.168.66.41, 192.168.66.41 , 192.168.70.20, 192.168.71.20</i>
Backup SBC(s) with CV Value = 110	
<i>Signaling IP address(es)</i>	<i>192.160.100.0/29</i>
<i>Associated IP BE addresses</i>	<i>192.168.12.50, 192.168.13.50, 192.164.66.20, 192.164.67.20</i>
Backup SBC(s) with CV Value = 100	
<i>Signaling IP address(es)</i>	<i>N/A</i>
<i>Associated IP BE addresses</i>	
Backup SBC(s) with CV Value = 90	
<i>Signaling IP address(es)</i>	<i>N/A</i>
<i>Associated IP BE addresses</i>	
Backup SBC(s) with CV Value = 80	<i>N/A</i>
<i>Signaling IP address(es)</i>	
<i>Associated IP BE addresses</i>	
Does customer want AT&T to advertise default route?	<i>Yes</i>

AT&T IP Flexible Reach and/or AT&T IP Toll-Free on AT&T VPN Service
BGP-R and Call Preservation Customer Configuration Guide
(September 7, 2021, Version 1.3)

Los Angeles:

```
4451-Los-Angeles#show runn
ip cef
!
interface Loopback0
  description Loopack OSPF/BGP router ID
  ip address 192.168.0.16 255.255.255.255
!
!
interface Loopback60000
  description IP Flexible Reach Signaling IP address
  ip address 192.160.100.2 255.255.255.255
!
!
interface GigabitEthernet0/2
  description - LAN interface
  no ip address
  load-interval 30
  duplex full
  speed 1000
  media-type rj45
!
interface GigabitEthernet0/2.500
  description Trunk to Kona Layer 3 Switch
  encapsulation dot1Q 500
  ip address 20.75.10.1 255.255.255.0
!
router bgp 65000
  bgp router-id 192.168.0.16
  bgp log-neighbor-changes
  timers bgp 3 9
  neighbor 20.75.10.2 remote-as 65100      **Neighbor to EBGp Layer 3 Switch**
  neighbor 195.18.31.234 fall-over bfd    **Neighbor to AT&T PER**
  neighbor 195.18.31.234 remote-as 13979
!
  address-family ipv4
    network 20.75.10.0 mask 255.255.255.0      **LAN network**
    network 192.160.100.2 mask 255.255.255.255  **Loopback 60000 IP Flexible
Reach IP address**
    network 192.160.101.0 mask 255.255.255.248  **Backup Route for IP
Flexible Reach IP network San Francisco**
    network 192.168.0.16 mask 255.255.255.255  ** Loopback OSPF/BGP Router
ID **
    network 10.10.54.0 mask 255.255.255.255      **Data network **
  neighbor 195.18.31.234 activate
  neighbor 195.18.31.234 send-community both
  neighbor 195.18.31.234 advertisement-interval 3
  neighbor 195.18.31.234 soft-reconfiguration inbound
  neighbor 195.18.31.234 route-map AVPN_Routes_In in
  neighbor 195.18.31.234 route-map Customer_SBC_Networks out
  neighbor 195.18.31.234 filter-list 1 in
  neighbor 20.75.10.2 activate
```

**AT&T IP Flexible Reach and/or AT&T IP Toll-Free on AT&T VPN Service
BGP-R and Call Preservation Customer Configuration Guide
(September 7, 2021, Version 1.3)**

```
neighbor 20.75.10.2 send-community both
neighbor 20.75.10.2 advertisement-interval 3
neighbor 20.75.10.2 soft-reconfiguration inbound
neighbor 20.75.10.2 route-map EBGIn in
neighbor 20.75.10.2 route-map EBGOut out
neighbor 20.75.10.2 filter-list 1 in
exit-address-family
!
!
ip bgp-community new-format
ip as-path access-list 1 deny _64600_
ip as-path access-list 1 permit .*
!
ip route 192.160.101.0 255.255.255.248 GigabitEthernet0/2 **Required to
advertise the backup /29 network into BGP table **
ip route 192.168.66.40 255.255.255.255 20.75.10.2 250 **Required to prioritize
routing to AT&T IP Border Elements IP addresses - AT&T IP Border Element #1
Signaling **
ip route 192.168.66.41 255.255.255.255 20.75.10.2 250 **AT&T IP Border Element
#1 Media**
ip route 192.168.70.20 255.255.255.255 20.75.10.2 250 **AT&T IP Border Element
#2 Signaling**
ip route 192.168.71.20 255.255.255.255 20.75.10.2 250 **AT&T IP Border Element
#2 Media**
!
ip prefix-list CV120 description Primary Routes with CV120
ip prefix-list CV120 seq 5 permit 192.160.100.2/32 **Loopback 60000 IP
Flexible Reach IP address**
ip prefix-list CV120 seq 10 permit 192.168.0.16/32 ** Loopback OSPF/BGP
Router ID **
ip prefix-list CV120 seq 15 permit 10.2.148.0/24 **IP Phone network**
ip prefix-list CV120 seq 20 permit 135.16.205.112/2 **IP PBX network**
ip prefix-list CV120 seq 25 permit 10.10.54.0/24 **Data network directly
connected to CER**
ip prefix-list CV120 seq 30 permit 23.55.11.0/24 **Data network advertised
via EBGIn**
ip prefix-list CV120 seq 100 deny 0.0.0.0/0 le 32
!
ip prefix-list CV110 description Secondary Routes with CV110
ip prefix-list CV110 seq 5 permit 192.160.101.0/29 **Backup Route for IP
Flexible Reach IP address on San Francisco**
ip prefix-list CV110 seq 100 deny 0.0.0.0/0 le 32
!
ip prefix-list CV100 description Tertiary Routes with CV100
ip prefix-list CV100 seq 100 deny 0.0.0.0/0 le 32
!
ip prefix-list CV90 description Quaternary Routes with CV90
ip prefix-list CV90 seq 100 deny 0.0.0.0/0 le 32
!
ip prefix-list CV80 description Quinary Routes with CV80
ip prefix-list CV80 seq 100 deny 0.0.0.0/0 le 32
!
ip prefix-list EBGIn description Valid EBGIn Routes to be redistributed in
ip prefix-list EBGIn seq 5 permit 10.2.148.0/24 **IP Phone network**
```

AT&T IP Flexible Reach and/or AT&T IP Toll-Free on AT&T VPN Service
BGP-R and Call Preservation Customer Configuration Guide
(September 7, 2021, Version 1.3)

```
ip prefix-list EBGIn seq 10 permit 135.16.205.112/28      **IP PBX network**
ip prefix-list EBGIn seq 15 permit 192.168.66.40/32      **AT&T IP Border Element
#1 Signaling IP - San Fran**
ip prefix-list EBGIn seq 20 permit 192.168.66.41/32      **AT&T IP Border Element
#1 Media IP - San Fran**
ip prefix-list EBGIn seq 25 permit 192.168.70.20/32      **AT&T IP Border Element
#2 Signaling IP - San Fran**
ip prefix-list EBGIn seq 30 permit 192.168.71.20/32      **AT&T IP Border Element
#2 Media IP - San Fran**
ip prefix-list EBGIn seq 35 permit 192.168.0.12/32       **EBGP Neighbor
Loopback Interface**
ip prefix-list EBGIn seq 40 permit 23.55.11.0/24        **Data network
advertised via EBG**
ip prefix-list EBGIn seq 100 deny 0.0.0.0/0 le 32
!
!
ip prefix-list EBGOutCV120 description Prefix list to capture primary AVPN
routes associated with this router to redistribute via EBG
ip prefix-list EBGOutCV120 seq 5 permit 192.168.12.50/32  **AT&T IP Border
Element #1 Signaling IP - Los Angeles**
ip prefix-list EBGOutCV120 seq 10 permit 192.168.13.50/32 **AT&T IP Border
Element #1 Media IP - Los Angeles **
ip prefix-list EBGOutCV120 seq 15 permit 192.168.66.20/32 **AT&T IP Border
Element #2 Signaling IP - Los Angeles**
ip prefix-list EBGOutCV120 seq 20 permit 192.168.67.20/32 **AT&T IP Border
Element #2 Media IP - Los Angeles **
ip prefix-list EBGOutCV120 seq 25 permit 192.160.100.2/32 ** Loopback 60000
IP Flexible Reach Signaling IP address**
ip prefix-list EBGOutCV120 seq 30 permit 192.168.0.16/32  ** Loopback
OSPF/BGP Router ID **
ip prefix-list EBGOutCV120 seq 35 permit 177.34.2.0/24   ** AVPN route **
ip prefix-list EBGOutCV120 seq 100 deny 0.0.0.0/0 le 32
!
ip prefix-list EBGOutCV110 description Prefix list to capture backup AVPN
routes associated with this router and redistribute via BGP
ip prefix-list EBGOutCV110 seq 100 deny 0.0.0.0/0 le 32
!
route-map EBGOut permit 10
  match ip address prefix-list EBGOutCV120
  set as-path prepend 64600
  set community 65100:120 additive
!
route-map EBGOut permit 20
  match ip address prefix-list EBGOutCV110
  set as-path prepend 64600
  set community 65100:110 additive
!
route-map AVPN_Routes_In permit 10
  match ip address 3
  set weight 64000
!
route-map Customer_SBC_Networks permit 10
  match ip address prefix-list CV120
  set as-path prepend 64600
```

AT&T IP Flexible Reach and/or AT&T IP Toll-Free on AT&T VPN Service
BGP-R and Call Preservation Customer Configuration Guide
(September 7, 2021, Version 1.3)

```
set community 13979:120 additive
!
route-map Customer_SBC_Networks permit 20
  match ip address prefix-list CV110
  set as-path prepend 64600
  set community 13979:110 additive
!
route-map EBG_In permit 10
  match ip address prefix-list EBG-In
!
!
access-list 3 permit any
```

San Francisco:

```
4451-San-Francisco#show run
ip cef
!
interface Loopback0
  description Loopack OSPF/BGP router ID
  ip address 192.168.0.12 255.255.255.255
!
interface Loopback60000
  description IP Flexible Reach Signaling IP address
  ip address 192.160.101.2 255.255.255.255
!
interface GigabitEthernet0/0
  description - LAN interface
  no ip address
  load-interval 30
  duplex full
  speed 1000
  media-type rj45
!
interface GigabitEthernet0/0.501
  description Trunk to Hilo Layer 3 Switch
  encapsulation dot1Q 501
  ip address 20.75.9.1 255.255.255.0
!
!
router bgp 65000
  bgp router-id 192.168.0.12
  bgp log-neighbor-changes
  timers bgp 3 9
  neighbor 20.75.9.2 remote-as 65100          **Neighbor to EBG Layer 3 Switch**
  neighbor 192.168.130.46 remote-as 13979    **Neighbor to AT&T PER**
  neighbor 192.168.130.46 fall-over bfd
  !
  address-family ipv4
    network 20.75.9.0 mask 255.255.255.0          **LAN network**
    network 192.160.100.0 mask 255.255.255.248    **Backup Route for IP Flexible
Reach IP network Los Angeles**
    network 192.160.101.2 mask 255.255.255.255    **Loopback 60000 IP
```

**AT&T IP Flexible Reach and/or AT&T IP Toll-Free on AT&T VPN Service
BGP-R and Call Preservation Customer Configuration Guide
(September 7, 2021, Version 1.3)**

```
Flexible Reach IP address**
  network 192.168.0.12 mask 255.255.255.255          ** Loopback OSPF/BGP
Router ID **
  neighbor 192.168.130.46 activate
  neighbor 192.168.130.46 send-community both
  neighbor 195.168.130.46 advertisement-interval 3
  neighbor 192.168.130.46 soft-reconfiguration inbound
  neighbor 192.168.130.46 route-map AVPN_Routes_In in
  neighbor 192.168.130.46 route-map Customer_SBC_Networks out
  neighbor 192.168.130.46 filter-list 1 in
  neighbor 20.75.9.2 activate
  neighbor 20.75.9.2 send-community both
  neighbor 20.75.9.2 advertisement-interval 3
  neighbor 20.75.9.2 soft-reconfiguration inbound
  neighbor 20.75.9.2 route-map EBG_P_In in
  neighbor 20.75.9.2 route-map EBG_P_Out out
  neighbor 20.75.9.2 filter-list 1 in
exit-address-family
!
!
ip bgp-community new-format
ip as-path access-list 1 deny _64600_
ip as-path access-list 1 permit .*
!
ip route 192.160.100.0 255.255.255.248 GigabitEthernet0/0  **Required to
advertise the backup /29 network into BGP table **
ip route 192.168.12.50 255.255.255.255 20.75.9.2 250  **Required to prioritize
routing to AT&T IP Border Elements IP addresses - AT&T IP Border Element #1
Signaling **
ip route 192.168.13.50 255.255.255.255 20.75.9.2 250  **AT&T IP Border Element
#1 Media**
ip route 192.164.66.20 255.255.255.255 20.75.9.2 250  **AT&T IP Border Element
#2 Signaling**
ip route 192.164.67.20 255.255.255.255 20.75.9.2 250  **AT&T IP Border Element
#2 Media**
!
ip prefix-list CV120 description Primary Routes with CV120
ip prefix-list CV120 seq 5 permit 192.160.101.2/32  **Loopback 60000 IP
Flexible Reach IP address**
ip prefix-list CV120 seq 10 permit 192.168.0.12/32  ** Loopback OSPF/BGP
Router ID **
ip prefix-list CV120 seq 100 deny 0.0.0.0/0 le 32

!
ip prefix-list CV110 description Secondary Routes with CV110
ip prefix-list CV110 seq 5 permit 192.160.100.0/29  **Backup Route for IP
Flexible Reach IP address on Los Angeles **
ip prefix-list CV110 seq 100 deny 0.0.0.0/0 le 32
!
!
ip prefix-list CV100 description Tertiary Routes with CV100
ip prefix-list CV100 seq 100 deny 0.0.0.0/0 le 32
!
!
ip prefix-list CV90 description Quaternary Routes with CV90
```

AT&T IP Flexible Reach and/or AT&T IP Toll-Free on AT&T VPN Service
BGP-R and Call Preservation Customer Configuration Guide
(September 7, 2021, Version 1.3)

```
ip prefix-list CV90 seq 100 deny 0.0.0.0/0 le 32
!
ip prefix-list CV80 description Quinary Routes with CV80
ip prefix-list CV80 seq 100 deny 0.0.0.0/0 le 32
!
ip prefix-list EBGIn description - Valid EBG Routes to be redistributed in
ip prefix-list EBGIn seq 10 permit 192.168.12.50/32 **AT&T IP Border Element
#1 Signaling - Los Angeles **
ip prefix-list EBGIn seq 15 permit 192.168.13.50/32 **AT&T IP Border Element
#1 Media - Los Angeles **
ip prefix-list EBGIn seq 20 permit 192.164.66.20/32 **AT&T IP Border Element
#2 Signaling - Los Angeles **
ip prefix-list EBGIn seq 25 permit 192.164.67.20/32 **AT&T IP Border Element
#2 Media - Los Angeles **
ip prefix-list EBGIn seq 30 permit 192.168.0.16/32          **EBGP Neighbor
Loopback Interface - Los Angeles **
ip prefix-list EBGIn seq 100 deny 0.0.0.0/0 le 32
!
ip prefix-list EBGOutCV120 description Prefix list to capture primary AVPN
routes associated with this CER and redistribute via BGP
ip prefix-list EBGOutCV120 seq 10 permit 192.168.66.40/32      **AT&T IP
Border Element #1 Signaling - San Fran**
ip prefix-list EBGOutCV120 seq 15 permit 192.168.66.41/32      **AT&T IP
Border Element #1 Media - San Fran**
ip prefix-list EBGOutCV120 seq 20 permit 192.164.70.20/32      **AT&T IP
Border Element #2 Signaling - San Fran**
ip prefix-list EBGOutCV120 seq 25 permit 192.164.71.20/32      **AT&T IP
Border Element #2 Media - San Fran**
ip prefix-list EBGOutCV120 seq 30 permit 192.160.101.2/32      ** Loopback
OSPF/BGP Router ID **
ip prefix-list EBGOutCV120 seq 100 deny 0.0.0.0/0 le 32
!
ip prefix-list EBGOutCV110 description Prefix list to capture secondary AVPN
routes associated with this CER and redistribute via BGP
ip prefix-list EBGOutCV110 seq 5 permit 177.34.2.0/24          **AVPN route**
ip prefix-list EBGOutCV110 seq 100 deny 0.0.0.0/0 le 32
!
route-map EBGOut permit 10
  match ip address prefix-list EBGOutCV120
  set as-path prepend 64600
  set community 13979:120 64100:120 additive
!
route-map EBGOut permit 20
  match ip address prefix-list EBGOutCV110
  set as-path prepend 64600
  set community 13979:110 65100:110 additive
!
route-map AVPN_Routes_In permit 10
  match ip address 3
  set weight 64000
!
route-map Customer_SBC_Networks permit 10
  match ip address prefix-list CV120
  set as-path prepend 64600
```

AT&T IP Flexible Reach and/or AT&T IP Toll-Free on AT&T VPN Service
BGP-R and Call Preservation Customer Configuration Guide
(September 7, 2021, Version 1.3)

```
set community 13979:120 65100:120 additive
!
route-map Customer_SBC_Networks permit 20
  match ip address prefix-list CV110
  set as-path prepend 64600
  set community 13979:110 65100:110 additive
!
!
route-map EBGIn permit 10
  match ip address prefix-list EBGIn
!
route-map AVPN_Routes_In_Backup permit 20
  match ip address 3
  set weight 60000
!
!
access-list 3 permit any
```

4.2.3 Example Configuration for Cascaded EBG Layer 3 Switch

The following sample configuration is provided to assist with configuring a cascaded EBG Cisco Layer 3 Switch for use with BGP-R CALL PRESERVATION. This example matches up with the integrated CUBE configuration in this EBG section. The red highlighted entries are variables that are specific to the customer's environment.

The cascaded EBG Layer 3 Switch example is designed to have one physical interface facing each of the CERs with integrated CUBE and one physical interface facing the IP PBX/IP Phones. There is an iBGP link between the two Layer 3 Switches.

```
3750-Kona#show runn
!
vlan 148
  name IP-PHONES_VLAN
!
vlan 244
  name CUCM-VLAN
!
vlan 500
  name LosAngeles_VLAN
!
vlan 502
  name TRUNK_BTWN_SWITCHES
!
!
interface Loopback0
  ip address 192.168.0.152 255.255.255.255
!
interface FastEthernet1/0/42
```

AT&T IP Flexible Reach and/or AT&T IP Toll-Free on AT&T VPN Service
BGP-R and Call Preservation Customer Configuration Guide
(September 7, 2021, Version 1.3)

```
description - Link To 3945E-Los-Angeles
switchport access vlan 500
switchport mode access
!
!
interface FastEthernet1/0/47
description - Trunk To 3750-Hilo Switch
switchport trunk encapsulation dot1q
switchport trunk allowed vlan 148,244,502
switchport mode trunk
!
interface FastEthernet1/0/48
description - Trunk To Union-Station
switchport trunk encapsulation dot1q
switchport trunk allowed vlan 148,244
switchport mode trunk
load-interval 30
!
!
interface Vlan148
description - Phones Vlan
ip address 10.2.148.1 255.255.255.0
!
interface Vlan244
description - CUCM Vlan
ip address 135.16.205.121 255.255.255.240
!
interface Vlan500
ip address 20.75.10.2 255.255.255.0
!
interface Vlan502
ip address 20.75.8.1 255.255.255.0
!
router bgp 65100
bgp router-id 192.168.0.152
bgp log-neighbor-changes
neighbor 20.75.8.2 remote-as 65100    **Neighbor to Switch**
neighbor 20.75.10.1 remote-as 65000  **Neighbor to Los Angeles**
!
address-family ipv4
redistribute connected
neighbor 20.75.8.2 activate
neighbor 20.75.8.2 next-hop-self
neighbor 20.75.8.2 route-map IBGP_Routes_In in
neighbor 20.75.10.1 activate
neighbor 20.75.10.1 send-community
neighbor 20.75.10.1 route-map Incoming_WAN_Routes in
neighbor 20.75.10.1 route-map LAN_To_WAN_Routes out
no auto-summary
```


AT&T IP Flexible Reach and/or AT&T IP Toll-Free on AT&T VPN Service
BGP-R and Call Preservation Customer Configuration Guide
(September 7, 2021, Version 1.3)

```
no synchronization
exit-address-family
!
!
!
ip prefix-list IBGP-Routes-In description IBGP In Routes
ip prefix-list IBGP-Routes-In seq 5 permit 192.160.101.2/32 **San
Francisco CUBE IP Flexible Reach IP address**
ip prefix-list IBGP-Routes-In seq 10 permit 192.168.12.50/32 **AT&T IP
Border Element #1 Signaling - Los Angeles**
ip prefix-list IBGP-Routes-In seq 15 permit 192.168.13.50/32 **AT&T IP
Border Element #1 Media - Los Angeles **
ip prefix-list IBGP-Routes-In seq 20 permit 192.164.66.20/32 **AT&T IP
Border Element #2 Signaling - Los Angeles **
ip prefix-list IBGP-Routes-In seq 25 permit 192.164.67.20/32 **AT&T
IP Border Element #2 Media - Los Angeles **

ip prefix-list IBGP-Routes-In seq 100 deny 0.0.0.0/0 le 32
!
ip prefix-list Incoming-WAN-Routes description Incoming WAN Routes
ip prefix-list Incoming-WAN-Routes seq 5 permit 192.160.100.2/32 **** Los
Angeles Loopback 60000 IP Flexible Reach Signaling IP address**
ip prefix-list Incoming-WAN-Routes seq 10 permit 192.168.66.40/32
**AT&T IP Border Element #1 Signaling IP - San Francisco**
ip prefix-list Incoming-WAN-Routes seq 15 permit 192.168.66.41/32 **AT&T
IP Border Element #1 Media IP - San Francisco**
ip prefix-list Incoming-WAN-Routes seq 20 permit 192.168.70.20/32 **AT&T
IP Border Element #2 Signaling IP - San Francisco**
ip prefix-list Incoming-WAN-Routes seq 25 permit 192.168.71.20/32
**AT&T IP Border Element #2 Media IP - San Francisco**
ip prefix-list Incoming-WAN-Routes seq 30 permit 192.168.0.16/32 **
Loopback OSPF/BGP Router ID **
ip prefix-list Incoming-WAN-Routes seq 35 permit 177.34.2.0/24 ** AVPN
route **
ip prefix-list Incoming-WAN-Routes seq 100 deny 0.0.0.0/0 le 32
!
ip prefix-list LAN-To-WAN-Routes description - Valid Routes to be sent
to WAN CER
ip prefix-list LAN-To-WAN-Routes seq 5 permit 190.160.101.2/32 **San
Francisco CUBE IP Flexible Reach IP address**
ip prefix-list LAN-To-WAN-Routes seq 10 permit 192.168.12.50/32 **AT&T IP
Border Element #1 Signaling - Los Angeles**
ip prefix-list LAN-To-WAN-Routes seq 15 permit 192.168.13.50/32 **AT&T IP
Border Element #1 Media - Los Angeles **
ip prefix-list LAN-To-WAN-Routes seq 20 permit 192.168.13.50/32 **AT&T IP
Border Element #1 Media - Los Angeles **
ip prefix-list LAN-To-WAN-Routes seq 25 permit 192.164.67.20/32 **AT&T
IP Border Element #2 Media - Los Angeles **
ip prefix-list LAN-To-WAN-Routes seq 30 permit 10.2.148.0/24 ** IP phone
```

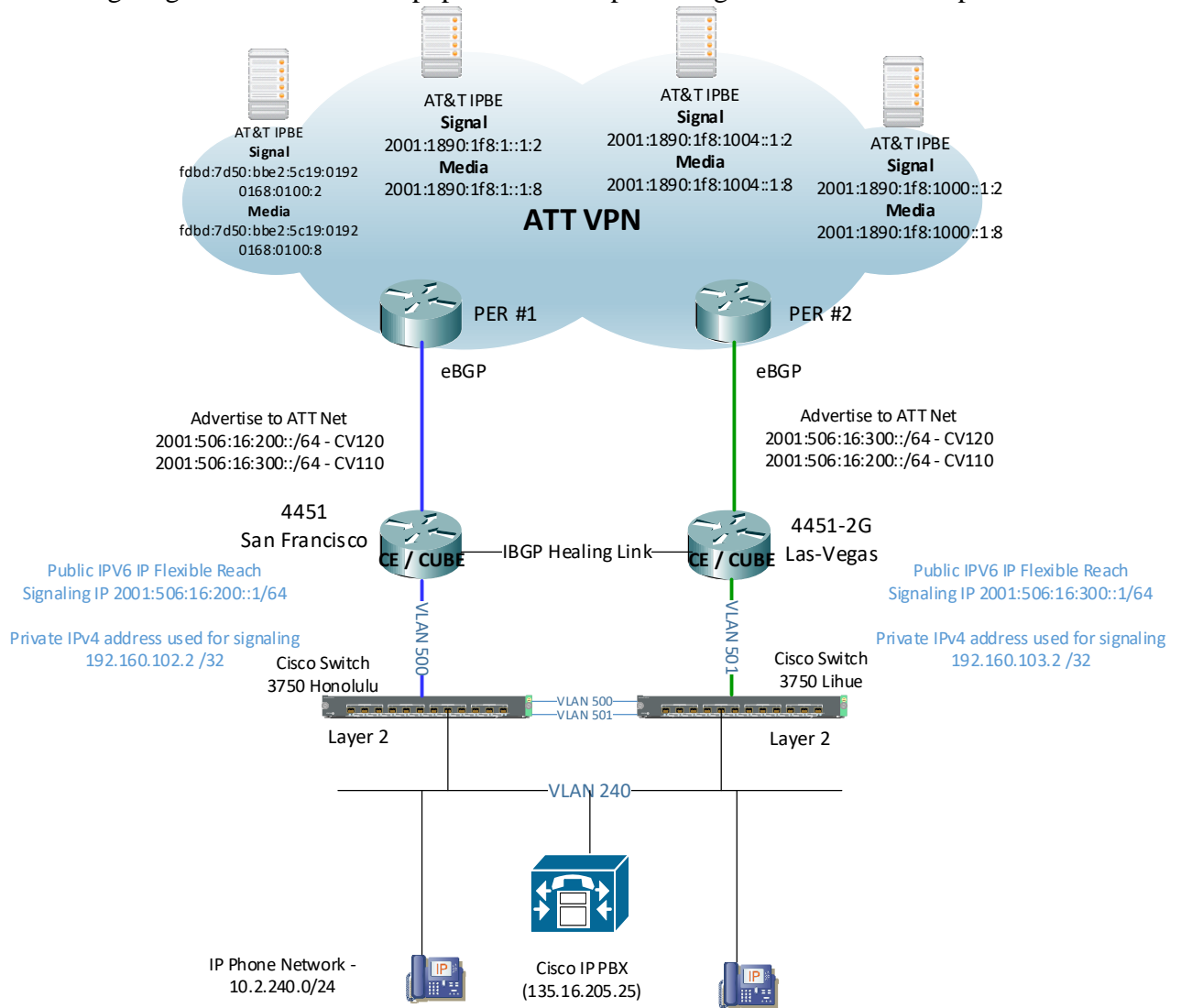
AT&T IP Flexible Reach and/or AT&T IP Toll-Free on AT&T VPN Service
BGP-R and Call Preservation Customer Configuration Guide
(September 7, 2021, Version 1.3)

```
network **
ip prefix-list LAN-To-WAN-Routes seq 35 permit 135.16.205.112/28 **CUCM
network **
ip prefix-list LAN-To-WAN-Routes seq 40 permit 192.168.0.152/32
**Loopback interface for Hilo
ip prefix-list LAN-To-WAN-Routes seq 100 deny 0.0.0.0/0 le 32
!
route-map IBGP_Routes_In permit 10
  match ip address prefix-list IBGP-Routes-In
!
route-map Incoming_WAN_Routes permit 10
  match ip address prefix-list Incoming-WAN-Routes
  match community 10
  set local-preference 120
!
route-map Incoming_WAN_Routes permit 20
  match ip address prefix-list Incoming-WAN-Routes
  match community 20
  set local-preference 110
!
route-map LAN_To_WAN_Routes permit 10
  match ip address prefix-list LAN-To-WAN-Routes
!
!
!
```

AT&T IP Flexible Reach and/or AT&T IP Toll-Free on AT&T VPN Service
 BGP-R and Call Preservation Customer Configuration Guide
 (September 7, 2021, Version 1.3)

4.2.4 IPV6 Example Configurations

The following diagram will be used to populate the sample configurations with LAN prioritization.



4451 San Francisco

```
ip cef
ipv6 cef
!
!
!
interface Loopback0
description BGP Loopback
ip address 192.168.0.178 255.255.255.255
ipv6 address 2001:506:16:100::178/128
!
interface Loopback60000
description CUBE Loopback
```

**AT&T IP Flexible Reach and/or AT&T IP Toll-Free on AT&T VPN Service
BGP-R and Call Preservation Customer Configuration Guide
(September 7, 2021, Version 1.3)**

```
ip address 192.160.102.2 255.255.255.255
ipv6 address 2001:506:16:200::1/64
!
!
interface GigabitEthernet0/0/0
description WAN Link
mtu 1514
no ip address
load-interval 30
negotiation auto
!
interface GigabitEthernet0/0/0.2708
encapsulation dot1Q 2708
ip address 195.18.34.133 255.255.255.252
ipv6 address 2001:506:15:278::1/64
bfd interval 999 min_rx 999 multiplier 3
no bfd echo
!
!
interface GigabitEthernet0/0/2
description - Trunk To 3750-Honolulu - Port gig0/1
no ip address
load-interval 30
negotiation auto
hold-queue 2048 in
hold-queue 2048 out
!
interface GigabitEthernet0/0/2.500
description Link to 3750-Honolulu - Vlan500
encapsulation dot1Q 500
ip address 192.168.50.101 255.255.255.252
ipv6 address 2002::500:101/126
ipv6 address 2002::500:100:101/126
no cdp enable
!
interface GigabitEthernet0/0/3
no ip address
shutdown
negotiation auto
!
!
router bgp 65000
bgp router-id 192.168.0.178
bgp log-neighbor-changes
timers bgp 3 9
neighbor 2001:506:15:278::2 remote-as 13979
neighbor 2001:506:15:278::2 fall-over bfd
neighbor 2002::500:102 remote-as 65527
neighbor 192.168.50.102 remote-as 65527
neighbor 195.18.34.134 remote-as 13979
!
address-family ipv4
network 172.50.128.0 mask 255.255.128.0
network 192.160.102.2 mask 255.255.255.255
network 192.168.0.178 mask 255.255.255.255
network 195.18.32.8 mask 255.255.255.252
neighbor 192.168.50.102 activate
neighbor 192.168.50.102 send-community both
neighbor 192.168.50.102 soft-reconfiguration inbound
neighbor 192.168.50.102 route-map IPV4_LAN_To_WAN_Routes in
```

**AT&T IP Flexible Reach and/or AT&T IP Toll-Free on AT&T VPN Service
BGP-R and Call Preservation Customer Configuration Guide
(September 7, 2021, Version 1.3)**

```
neighbor 192.168.50.102 route-map IPV4_WAN_To_LAN_Routes out
neighbor 195.18.34.134 activate
neighbor 195.18.34.134 send-community both
neighbor 195.18.34.134 advertisement-interval 1
neighbor 195.18.34.134 allowas-in
neighbor 195.18.34.134 soft-reconfiguration inbound
neighbor 195.18.34.134 route-map IPV4_AVPN_Routes_In in
neighbor 195.18.34.134 route-map IPV4_Customer_Networks out
neighbor 195.18.34.134 filter-list 1 in
exit-address-family
!
address-family ipv6
network 2001:506:15:102::/64
network 2001:506:16:100::178/128
network 2001:506:16:178::/64
network 2001:506:16:200::/64
network 2001:506:16:300::/64
network 2002::500:100/126
neighbor 2001:506:15:278::2 activate
neighbor 2001:506:15:278::2 send-community both
neighbor 2001:506:15:278::2 advertisement-interval 1
neighbor 2001:506:15:278::2 allowas-in
neighbor 2001:506:15:278::2 soft-reconfiguration inbound
neighbor 2001:506:15:278::2 route-map IPV6_AVPN_Routes_In in
neighbor 2001:506:15:278::2 route-map IPV6_Customer_Networks out
neighbor 2001:506:15:278::2 filter-list 1 in
neighbor 2002::500:102 activate
neighbor 2002::500:102 send-community both
neighbor 2002::500:102 soft-reconfiguration inbound
neighbor 2002::500:102 route-map IPV6_LAN_To_WAN_Routes in
neighbor 2002::500:102 route-map IPV6_WAN_To_LAN_Routes out
exit-address-family
!
ip bgp-community new-format
ip as-path access-list 1 deny _64600_
ip as-path access-list 1 permit .*
!
!
!
!
!
ip prefix-list IPV4-LAN-CV-Value-120 description - CV 120 - Highest Priority
ip prefix-list IPV4-LAN-CV-Value-120 seq 5 permit 192.160.102.2/32
ip prefix-list IPV4-LAN-CV-Value-120 seq 10 permit 0.0.0.0/0
ip prefix-list IPV4-LAN-CV-Value-120 seq 100 deny 0.0.0.0/0 le 32
!
ip prefix-list IPV4-LAN-CV-Value-110 description - CV 110 - 2nd Highest Priority
ip prefix-list IPV4-LAN-CV-Value-110 seq 100 deny 0.0.0.0/0 le 32
!
ip prefix-list IPV4-LAN-CV-Value-100 description - CV 100 - 3rd Highest Priority
ip prefix-list IPV4-LAN-CV-Value-100 seq 100 deny 0.0.0.0/0 le 32
!
ip prefix-list IPV4-LAN-CV-Value-90 description - CV 90 - 4th Highest Priority
ip prefix-list IPV4-LAN-CV-Value-90 seq 100 deny 0.0.0.0/0 le 32
!
ip prefix-list IPV4-LAN-CV-Value-80 description - CV 80 - 5th Highest Priority
ip prefix-list IPV4-LAN-CV-Value-80 seq 100 deny 0.0.0.0/0 le 32
!
!
ip prefix-list IPV4-LAN-TO-WAN-Routes description - LAN Routes Allowed Into WAN
```

**AT&T IP Flexible Reach and/or AT&T IP Toll-Free on AT&T VPN Service
BGP-R and Call Preservation Customer Configuration Guide
(September 7, 2021, Version 1.3)**

```
ip prefix-list IPV4-LAN-TO-WAN-Routes seq 5 permit 10.2.240.0/24
ip prefix-list IPV4-LAN-TO-WAN-Routes seq 10 permit 135.16.205.25/32
ip prefix-list IPV4-LAN-TO-WAN-Routes seq 15 permit 192.168.0.150/32
ip prefix-list IPV4-LAN-TO-WAN-Routes seq 20 permit 192.168.0.151/32
ip prefix-list IPV4-LAN-TO-WAN-Routes seq 100 deny 0.0.0.0/0 le 32
!
ip prefix-list IPV4-WAN-CV-Value-120 description - CV 120 - Highest Priority
ip prefix-list IPV4-WAN-CV-Value-120 seq 5 permit 192.160.102.2/32
ip prefix-list IPV4-WAN-CV-Value-120 seq 10 permit 192.168.0.178/32
ip prefix-list IPV4-WAN-CV-Value-120 seq 15 permit 172.50.128.0/25
ip prefix-list IPV4-WAN-CV-Value-120 seq 20 permit 192.168.0.150/32
ip prefix-list IPV4-WAN-CV-Value-120 seq 100 deny 0.0.0.0/0 le 32
!
ip prefix-list IPV4-WAN-CV-Value-110 description - CV 110 - 2nd Highest Priority
ip prefix-list IPV4-WAN-CV-Value-110 seq 10 permit 192.168.0.151/32
ip prefix-list IPV4-WAN-CV-Value-110 seq 100 deny 0.0.0.0/0 le 32
!
ip prefix-list IPV4-WAN-CV-Value-100 description - CV 100 - 3rd Highest Priority
ip prefix-list IPV4-WAN-CV-Value-100 seq 100 deny 0.0.0.0/0 le 32
!
!
ip prefix-list IPV4-WAN-CV-Value-90 description - CV 90 - 4th Highest Priority
ip prefix-list IPV4-WAN-CV-Value-90 seq 100 deny 0.0.0.0/0 le 32
!
ip prefix-list IPV4-WAN-CV-Value-80 description - CV 80 - 5th Highest Priority
ip prefix-list IPV4-WAN-CV-Value-80 seq 100 deny 0.0.0.0/0 le 32
!
ip prefix-list IPV4_ALLOW-ANY description - APPLY TO ALL INCOMING EBGp ROUTES
ip prefix-list IPV4_ALLOW-ANY seq 100 permit 0.0.0.0/0 le 32
!
ip route 2001:506:16:300::/64 2002::500:102 250
ip route fdbc:7d50:bbe2:5c19::/64 2002::500:102 250
ip route 2001:1890:01f8:1000::/64 2002::500:102 250
!
!
ip prefix-list IPV6-LAN-CV-Value-120 description - CV 120 - Highest Priority
ip prefix-list IPV6-LAN-CV-Value-120 seq 5 permit 2001:506:16:200::/64
ip prefix-list IPV6-LAN-CV-Value-120 seq 10 permit ::/0
ip prefix-list IPV6-LAN-CV-Value-120 seq 100 deny ::/0 le 128
!
ip prefix-list IPV6-LAN-CV-Value-110 description - CV 110 - 2nd Highest Priority
ip prefix-list IPV6-LAN-CV-Value-110 seq 5 permit 2001:1890:1f8:1004::/64
ip prefix-list IPV6-LAN-CV-Value-110 seq 5 permit 2001:1890:1f8:1000::/64
ip prefix-list IPV6-LAN-CV-Value-110 seq 100 deny ::/0 le 128
!
ip prefix-list IPV6-LAN-CV-Value-100 description - CV 100 - 3rd Highest Priority
ip prefix-list IPV6-LAN-CV-Value-100 seq 100 deny ::/0 le 128
!
ip prefix-list IPV6-LAN-CV-Value-90 description - CV 90 - 4th Highest Priority
ip prefix-list IPV6-LAN-CV-Value-90 seq 100 deny ::/0 le 128
!
ip prefix-list IPV6-LAN-CV-Value-80 description - CV 80 - 5th Highest Priority
ip prefix-list IPV6-LAN-CV-Value-80 seq 100 deny ::/0 le 128
!
ip prefix-list IPV6-LAN-TO-WAN-Routes description - LAN Routes Allowed Into WAN
ip prefix-list IPV6-LAN-TO-WAN-Routes seq 10 permit 2001:506:16:100::150/128
ip prefix-list IPV6-LAN-TO-WAN-Routes seq 15 permit 2001:506:16:100::151/128
ip prefix-list IPV6-LAN-TO-WAN-Routes seq 100 deny ::/0 le 128
!
```

**AT&T IP Flexible Reach and/or AT&T IP Toll-Free on AT&T VPN Service
BGP-R and Call Preservation Customer Configuration Guide
(September 7, 2021, Version 1.3)**

```
ipv6 prefix-list IPV6-WAN-CV-Value-120 description - CV 120 - Highest Priority
ipv6 prefix-list IPV6-WAN-CV-Value-120 seq 5 permit 2001:506:16:200::/64
ipv6 prefix-list IPV6-WAN-CV-Value-120 seq 10 permit 2001:506:16:100::178/128
ipv6 prefix-list IPV6-WAN-CV-Value-120 seq 15 permit 2001:506:16:178::/64
ipv6 prefix-list IPV6-WAN-CV-Value-120 seq 20 permit 2001:506:16:100::150/128
ipv6 prefix-list IPV6-WAN-CV-Value-120 seq 100 deny ::/0 le 128
!
ipv6 prefix-list IPV6-WAN-CV-Value-110 description - CV 110 - 2nd Highest Priority
ipv6 prefix-list IPV6-WAN-CV-Value-110 seq 5 permit 2001:506:16:300::/64
ipv6 prefix-list IPV6-WAN-CV-Value-110 seq 10 permit 2001:506:16:100::151/128
ipv6 prefix-list IPV6-WAN-CV-Value-110 seq 100 deny ::/0 le 128
!
ipv6 prefix-list IPV6-WAN-CV-Value-100 description - CV 100 - 3rd Highest Priority
ipv6 prefix-list IPV6-WAN-CV-Value-100 seq 100 deny ::/0 le 128
!
ipv6 prefix-list IPV6-WAN-CV-Value-80 description - CV 80 - 5th Highest Priority
ipv6 prefix-list IPV6-WAN-CV-Value-80 seq 100 deny ::/0 le 128
!
ipv6 prefix-list IPV6-WAN-CV-Value-90 description - CV 90 - 4th Highest Priority
ipv6 prefix-list IPV6-WAN-CV-Value-90 seq 100 deny ::/0 le 128
!
ipv6 prefix-list IPV6_ALLOW-ANY description - APPLY TO ALL INCOMING EBGP ROUTES
ipv6 prefix-list IPV6_ALLOW-ANY seq 100 permit ::/0 le 128
!
route-map IPV4_AVPN_Routes_In permit 10
match ip address prefix-list IPV4_ALLOW-ANY
set weight 64000
!
route-map IPV6_AVPN_Routes_In permit 10
match ipv6 address prefix-list IPV6_ALLOW-ANY
set weight 64000
!
route-map IPV6_Customer_Networks permit 10
match ipv6 address prefix-list IPV6-WAN-CV-Value-120
set as-path prepend 64600
set community 13979:120 additive
!
route-map IPV6_Customer_Networks permit 20
match ipv6 address prefix-list IPV6-WAN-CV-Value-110
set as-path prepend 64600
set community 13979:110 additive
!
route-map IPV6_Customer_Networks permit 30
match ipv6 address prefix-list IPV6-WAN-CV-Value-100
set as-path prepend 64600
set community 13979:100 additive
!
route-map IPV6_Customer_Networks permit 40
match ipv6 address prefix-list IPV6-WAN-CV-Value-90
set as-path prepend 64600
set community 13979:90 additive
!
route-map IPV6_Customer_Networks permit 50
match ipv6 address prefix-list IPV6-WAN-CV-Value-80
set as-path prepend 64600
set community 13979:80 additive
!
route-map IPV4_WAN_To_LAN_Routes permit 10
match ip address prefix-list IPV4-LAN-CV-Value-120
set metric 100
```

**AT&T IP Flexible Reach and/or AT&T IP Toll-Free on AT&T VPN Service
BGP-R and Call Preservation Customer Configuration Guide
(September 7, 2021, Version 1.3)**

```
set community 13979:120 additive
!
route-map IPV4_WAN_To_LAN_Routes permit 20
  match ip address prefix-list IPV4-LAN-CV-Value-110
  set metric 110
  set community 13979:110 additive
!
route-map IPV4_WAN_To_LAN_Routes permit 30
  match ip address prefix-list IPV4-LAN-CV-Value-100
  set metric 120
  set community 13979:100 additive
!
route-map IPV4_WAN_To_LAN_Routes permit 40
  match ip address prefix-list IPV4-LAN-CV-Value-90
  set metric 130
  set community 13979:90 additive
!
route-map IPV4_WAN_To_LAN_Routes permit 50
  match ip address prefix-list IPV4-LAN-CV-Value-80
  set metric 140
  set community 13979:80 additive
!
route-map IPV4_LAN_To_WAN_Routes permit 10
  match ip address prefix-list IPV4-LAN-TO-WAN-Routes
!
route-map IPV4_Customer_Networks permit 10
  match ip address prefix-list IPV4-WAN-CV-Value-120
  set as-path prepend 64600
  set community 13979:120 additive
!
route-map IPV4_Customer_Networks permit 20
  match ip address prefix-list IPV4-WAN-CV-Value-110
  set as-path prepend 64600
  set community 13979:110 additive
!
route-map IPV4_Customer_Networks permit 30
  match ip address prefix-list IPV4-WAN-CV-Value-100
  set as-path prepend 64600
  set community 13979:100 additive
!
route-map IPV4_Customer_Networks permit 40
  match ip address prefix-list IPV4-WAN-CV-Value-90
  set as-path prepend 64600
  set community 13979:90 additive
!
route-map IPV4_Customer_Networks permit 50
  match ip address prefix-list IPV4-WAN-CV-Value-80
  set as-path prepend 64600
  set community 13979:80 additive
!
route-map IPV6_WAN_To_LAN_Routes permit 10
  match ipv6 address prefix-list IPV6-LAN-CV-Value-120
  set metric 100
  set community 13979:120 additive
!
route-map IPV6_WAN_To_LAN_Routes permit 20
  match ipv6 address prefix-list IPV6-LAN-CV-Value-110
  set metric 110
  set community 13979:110 additive
!
```


AT&T IP Flexible Reach and/or AT&T IP Toll-Free on AT&T VPN Service
BGP-R and Call Preservation Customer Configuration Guide
(September 7, 2021, Version 1.3)

```
route-map IPV6_WAN_To_LAN_Routes permit 30
  match ipv6 address prefix-list IPV6-LAN-CV-Value-100
  set metric 120
  set community 13979:100 additive
!
route-map IPV6_WAN_To_LAN_Routes permit 40
  match ipv6 address prefix-list IPV6-LAN-CV-Value-90
  set metric 130
  set community 13979:90 additive
!
route-map IPV6_WAN_To_LAN_Routes permit 50
  match ipv6 address prefix-list IPV6-LAN-CV-Value-80
  set metric 140
  set community 13979:80 additive
!
route-map IPV6_LAN_To_WAN_Routes permit 10
  match ipv6 address prefix-list IPV6-LAN-TO-WAN-Routes
!
```

4451 Las Vegas

Note – This configuration provides an example of how to prioritize router to the customer LAN via metrics.

```
ip cef
ipv6 cef
!
!
!
!
interface Loopback0
  description - BGP Loopback
  ip address 192.168.0.11 255.255.255.255
  ipv6 address 2001:506:16:100::11/128
!
interface Loopback60000
  description CUBE Loopback
  ip address 192.160.103.2 255.255.255.255
  ipv6 address 2001:506:16:300::1/64
!
!
interface GigabitEthernet0/0
  description - WAN Link
  no ip address
  load-interval 30
  duplex full
  speed 1000
!
interface GigabitEthernet0/0.2815
  description - PVC To SFCHXRPE4 - Gig0/10/0/4.2815
  encapsulation dot1Q 2815
  ip address 192.168.130.49 255.255.255.252
  ip virtual-reassembly in
  ipv6 address 2001:506:15:34::2/64
  bfd interval 999 min_rx 999 multiplier 3
  no bfd echo
```

AT&T IP Flexible Reach and/or AT&T IP Toll-Free on AT&T VPN Service
BGP-R and Call Preservation Customer Configuration Guide
(September 7, 2021, Version 1.3)

```
!  
!  
interface GigabitEthernet0/2  
  no ip address  
  load-interval 30  
  duplex full  
  speed 100  
  media-type rj45  
!  
interface GigabitEthernet0/2.501  
  description Link to 3750-Honolulu - Vlan 501  
  encapsulation dot1Q 501  
  ip address 192.168.51.101 255.255.255.252  
  ipv6 address 2002::501:101/126  
!  
!  
router bgp 65000  
  bgp router-id 192.168.0.11  
  bgp log-neighbor-changes  
  timers bgp 3 9  
  neighbor 2001:506:15:34::1 remote-as 13979  
  neighbor 2001:506:15:34::1 fall-over bfd  
  neighbor 2002::501:102 remote-as 65527  
  neighbor 192.168.51.102 remote-as 65527  
  neighbor 192.168.130.50 remote-as 13979  
  !  
  address-family ipv4  
    network 172.23.64.0 mask 255.255.192.0  
    network 192.160.103.2 mask 255.255.255.255  
    network 192.168.0.11 mask 255.255.255.255  
    network 192.168.130.48 mask 255.255.255.252  
    no neighbor 2001:506:15:34::1 activate  
    no neighbor 2002::501:102 activate  
    neighbor 192.168.51.102 activate  
    neighbor 192.168.51.102 send-community both  
    neighbor 192.168.51.102 soft-reconfiguration inbound  
    neighbor 192.168.51.102 route-map IPV4_LAN_To_WAN_Routes in  
    neighbor 192.168.51.102 route-map IPV4_WAN_To_LAN_Routes out  
    neighbor 192.168.130.50 activate  
    neighbor 192.168.130.50 send-community both  
    neighbor 192.168.130.50 advertisement-interval 1  
    neighbor 192.168.130.50 allowas-in  
    neighbor 192.168.130.50 soft-reconfiguration inbound  
    neighbor 192.168.130.50 route-map IPV4_AVPN_Routes_In in  
    neighbor 192.168.130.50 route-map IPV4_Customer_Networks out  
    neighbor 192.168.130.50 filter-list 1 in  
  exit-address-family  
  !  
  address-family ipv6  
    network 2001:506:15:34::/64  
    network 2001:506:16:11::/64  
    network 2001:506:16:100::11/128  
    network 2001:506:16:200::/64  
    network 2001:506:16:300::/64  
    network 2002::501:100/126  
    neighbor 2001:506:15:34::1 activate  
    neighbor 2001:506:15:34::1 send-community both  
    neighbor 2001:506:15:34::1 advertisement-interval 1  
    neighbor 2001:506:15:34::1 allowas-in  
    neighbor 2001:506:15:34::1 soft-reconfiguration inbound
```

**AT&T IP Flexible Reach and/or AT&T IP Toll-Free on AT&T VPN Service
BGP-R and Call Preservation Customer Configuration Guide
(September 7, 2021, Version 1.3)**

```
neighbor 2001:506:15:34::1 route-map IPV6_AVPN_Routes_In in
neighbor 2001:506:15:34::1 route-map IPV6_Customer_Networks out
neighbor 2001:506:15:34::1 filter-list 1 in
neighbor 2002::501:102 activate
neighbor 2002::501:102 send-community both
neighbor 2002::501:102 soft-reconfiguration inbound
neighbor 2002::501:102 route-map IPV6_LAN_To_WAN_Routes in
neighbor 2002::501:102 route-map IPV6_WAN_To_LAN_Routes out
exit-address-family
!
!
ip bgp-community new-format
ip as-path access-list 1 deny _64600_
ip as-path access-list 1 permit .*
!
!
ip prefix-list IPV4-LAN-CV-Value-100 description - CV 100 - 3rd Highest Priority
ip prefix-list IPV4-LAN-CV-Value-100 seq 100 deny 0.0.0.0/0 le 32
!
ip prefix-list IPV4-LAN-CV-Value-110 description - CV 110 - 2nd Highest Priority
ip prefix-list IPV4-LAN-CV-Value-110 seq 100 deny 0.0.0.0/0 le 32
!
ip prefix-list IPV4-LAN-CV-Value-120 description - CV 120 - Highest Priority
ip prefix-list IPV4-LAN-CV-Value-120 seq 5 permit 192.160.103.2/32
ip prefix-list IPV4-LAN-CV-Value-120 seq 10 permit 0.0.0.0/0
ip prefix-list IPV4-LAN-CV-Value-120 seq 100 deny 0.0.0.0/0 le 32
!
ip prefix-list IPV4-LAN-CV-Value-80 description - CV 80 - 5th Highest Priority
ip prefix-list IPV4-LAN-CV-Value-80 seq 100 deny 0.0.0.0/0 le 32
!
ip prefix-list IPV4-LAN-CV-Value-90 description - CV 90 - 4th Highest Priority
ip prefix-list IPV4-LAN-CV-Value-90 seq 100 deny 0.0.0.0/0 le 32
!
ip prefix-list IPV4-LAN-TO-WAN-Routes description - LAN Routes Allowed Into WAN
ip prefix-list IPV4-LAN-TO-WAN-Routes seq 5 permit 10.2.240.0/24
ip prefix-list IPV4-LAN-TO-WAN-Routes seq 10 permit 135.16.205.25/32
ip prefix-list IPV4-LAN-TO-WAN-Routes seq 15 permit 192.168.0.150/32
ip prefix-list IPV4-LAN-TO-WAN-Routes seq 20 permit 192.168.0.151/32
ip prefix-list IPV4-LAN-TO-WAN-Routes seq 100 deny 0.0.0.0/0 le 32
!
!
!
ip prefix-list IPV4-WAN-CV-Value-120 description - CV 120 - Highest Priority
ip prefix-list IPV4-WAN-CV-Value-120 seq 5 permit 192.160.103.2/32
ip prefix-list IPV4-WAN-CV-Value-120 seq 10 permit 192.168.0.11/32
ip prefix-list IPV4-WAN-CV-Value-120 seq 15 permit 172.23.64.0/18
ip prefix-list IPV4-WAN-CV-Value-120 seq 20 permit 192.168.0.151/32
ip prefix-list IPV4-WAN-CV-Value-120 seq 100 deny 0.0.0.0/0 le 32
!
ip prefix-list IPV4-WAN-CV-Value-110 description - CV 110 - 2nd Highest Priority
ip prefix-list IPV4-WAN-CV-Value-110 seq 10 permit 192.168.0.150/32
ip prefix-list IPV4-WAN-CV-Value-110 seq 100 deny 0.0.0.0/0 le 32
!
ip prefix-list IPV4-WAN-CV-Value-100 description - CV 100 - 3rd Highest Priority
ip prefix-list IPV4-WAN-CV-Value-100 seq 100 deny 0.0.0.0/0 le 32
!
ip prefix-list IPV4-WAN-CV-Value-90 description - CV 90 - 4th Highest Priority
ip prefix-list IPV4-WAN-CV-Value-90 seq 100 deny 0.0.0.0/0 le 32
!
ip prefix-list IPV4-WAN-CV-Value-80 description - CV 80 - 5th Highest Priority
```

**AT&T IP Flexible Reach and/or AT&T IP Toll-Free on AT&T VPN Service
BGP-R and Call Preservation Customer Configuration Guide
(September 7, 2021, Version 1.3)**

```
ip prefix-list IPV4-WAN-CV-Value-80 seq 100 deny 0.0.0.0/0 le 32
!
!
ip prefix-list IPV4_ALLOW-ANY description - APPLY TO ALL INCOMING EBGp ROUTES
ip prefix-list IPV4_ALLOW-ANY seq 100 permit 0.0.0.0/0 le 32
!
!
ipv6 route 2001:1890:1f8:1004::/64 2002::501:102 250
ipv6 route 2001:1890:1f8:1000::/64 2002::501:102 250
ipv6 route 2001:506:16:200::/64 2002::501:102 250
!
!
!
ipv6 prefix-list IPV6-LAN-CV-Value-120 description - CV 120 - Highest Priority
ipv6 prefix-list IPV6-LAN-CV-Value-120 seq 10 permit 2001:506:16:300::/64
ipv6 prefix-list IPV6-LAN-CV-Value-120 seq 15 permit ::/0
ipv6 prefix-list IPV6-LAN-CV-Value-120 seq 100 deny ::/0 le 128
!
!
ipv6 prefix-list IPV6-LAN-CV-Value-110 description - CV 110 - 2nd Highest Priority
ipv6 prefix-list IPV6-LAN-CV-Value-110 seq 5 permit fdbc:7d50:bbe2:5c19::/64
ipv6 prefix-list IPV6-LAN-CV-Value-110 seq 10 permit 2001:1890:01f8:1000::/64
ipv6 prefix-list IPV6-LAN-CV-Value-110 seq 100 deny ::/0 le 128
!
!
ipv6 prefix-list IPV6-LAN-CV-Value-100 description - CV 100 - 3rd Highest Priority
ipv6 prefix-list IPV6-LAN-CV-Value-100 seq 100 deny ::/0 le 128
!
!
!
ipv6 prefix-list IPV6-LAN-CV-Value-90 description - CV 90 - 4th Highest Priority
ipv6 prefix-list IPV6-LAN-CV-Value-90 seq 100 deny ::/0 le 128
!
!
!
ipv6 prefix-list IPV6-LAN-CV-Value-80 description - CV 80 - 5th Highest Priority
ipv6 prefix-list IPV6-LAN-CV-Value-80 seq 100 deny ::/0 le 128
!
!
!
ipv6 prefix-list IPV6-LAN-TO-WAN-Routes description - LAN Routes Allowed Into WAN
ipv6 prefix-list IPV6-LAN-TO-WAN-Routes seq 10 permit 2001:506:16:100::150/128
ipv6 prefix-list IPV6-LAN-TO-WAN-Routes seq 15 permit 2001:506:16:100::151/128
ipv6 prefix-list IPV6-LAN-TO-WAN-Routes seq 100 deny ::/0 le 128
!
!
!
ipv6 prefix-list IPV6-WAN-CV-Value-100 description - CV 100 - 3rd Highest Priority
ipv6 prefix-list IPV6-WAN-CV-Value-100 seq 100 deny ::/0 le 128
!
!
!
ipv6 prefix-list IPV6-WAN-CV-Value-110 description - CV 110 - 2nd Highest Priority
ipv6 prefix-list IPV6-WAN-CV-Value-110 seq 5 permit 2001:506:16:200::/64
ipv6 prefix-list IPV6-WAN-CV-Value-110 seq 10 permit 2001:506:16:100::150/128
ipv6 prefix-list IPV6-WAN-CV-Value-110 seq 100 deny ::/0 le 128
!
!
!
ipv6 prefix-list IPV6-WAN-CV-Value-120 description - CV 120 - Highest Priority
ipv6 prefix-list IPV6-WAN-CV-Value-120 seq 5 permit 2001:506:16:300::/64
ipv6 prefix-list IPV6-WAN-CV-Value-120 seq 10 permit 2001:506:16:100::11/128
ipv6 prefix-list IPV6-WAN-CV-Value-120 seq 15 permit 2001:506:16:11::/64
ipv6 prefix-list IPV6-WAN-CV-Value-120 seq 20 permit 2001:506:16:100::151/128
ipv6 prefix-list IPV6-WAN-CV-Value-120 seq 100 deny ::/0 le 128
!
!
!
ipv6 prefix-list IPV6-WAN-CV-Value-80 description - CV 80 - 5th Highest Priority
ipv6 prefix-list IPV6-WAN-CV-Value-80 seq 100 deny ::/0 le 128
!
!
!
ipv6 prefix-list IPV6-WAN-CV-Value-90 description - CV 90 - 4th Highest Priority
ipv6 prefix-list IPV6-WAN-CV-Value-90 seq 100 deny ::/0 le 128
!
!
!
ipv6 prefix-list IPV6_ALLOW-ANY description - APPLY TO ALL INCOMING EBGp ROUTES
ipv6 prefix-list IPV6_ALLOW-ANY seq 100 permit ::/0 le 128
```

**AT&T IP Flexible Reach and/or AT&T IP Toll-Free on AT&T VPN Service
BGP-R and Call Preservation Customer Configuration Guide
(September 7, 2021, Version 1.3)**

```
!  
route-map IPV4_AVPN_Routes_In permit 10  
  match ip address prefix-list IPV4_ALLOW-ANY  
  set weight 64000  
!  
route-map IPV6_AVPN_Routes_In permit 10  
  match ipv6 address prefix-list IPV6_ALLOW-ANY  
  set weight 64000  
!  
route-map IPV6_Customer_Networks permit 10  
  match ipv6 address prefix-list IPV6-WAN-CV-Value-120  
  set as-path prepend 64600  
  set community 13979:120 additive  
!  
route-map IPV6_Customer_Networks permit 20  
  match ipv6 address prefix-list IPV6-WAN-CV-Value-110  
  set as-path prepend 64600  
  set community 13979:110 additive  
!  
route-map IPV6_Customer_Networks permit 30  
  match ipv6 address prefix-list IPV6-WAN-CV-Value-100  
  set as-path prepend 64600  
  set community 13979:100 additive  
!  
route-map IPV6_Customer_Networks permit 40  
  match ipv6 address prefix-list IPV6-WAN-CV-Value-90  
  set as-path prepend 64600  
  set community 13979:90 additive  
!  
route-map IPV6_Customer_Networks permit 50  
  match ipv6 address prefix-list IPV6-WAN-CV-Value-80  
  set as-path prepend 64600  
  set community 13979:80 additive  
!  
route-map IPV4_WAN_To_LAN_Routes permit 10  
  match ip address prefix-list IPV4-LAN-CV-Value-120  
  set metric 100  
  set community 13979:120 additive  
!  
route-map IPV4_WAN_To_LAN_Routes permit 20  
  match ip address prefix-list IPV4-LAN-CV-Value-110  
  set metric 110  
  set community 13979:110 additive  
!  
route-map IPV4_WAN_To_LAN_Routes permit 30  
  match ip address prefix-list IPV4-LAN-CV-Value-100  
  set metric 120  
  set community 13979:100 additive  
!  
route-map IPV4_WAN_To_LAN_Routes permit 40  
  match ip address prefix-list IPV4-LAN-CV-Value-90  
  set metric 130  
  set community 13979:90 additive  
!  
route-map IPV4_WAN_To_LAN_Routes permit 50  
  match ip address prefix-list IPV4-LAN-CV-Value-80  
  set metric 140  
  set community 13979:80 additive  
!  
route-map IPV4_LAN_To_WAN_Routes permit 10
```

**AT&T IP Flexible Reach and/or AT&T IP Toll-Free on AT&T VPN Service
BGP-R and Call Preservation Customer Configuration Guide
(September 7, 2021, Version 1.3)**

```
match ip address prefix-list IPV4-LAN-TO-WAN-Routes
!
route-map IPV4_Customer_Networks permit 10
  match ip address prefix-list IPV4-WAN-CV-Value-120
  set as-path prepend 64600
  set community 13979:120 additive
!
route-map IPV4_Customer_Networks permit 20
  match ip address prefix-list IPV4-WAN-CV-Value-110
  set as-path prepend 64600
  set community 13979:110 additive
!
route-map IPV4_Customer_Networks permit 30
  match ip address prefix-list IPV4-WAN-CV-Value-100
  set as-path prepend 64600
  set community 13979:100 additive
!
route-map IPV4_Customer_Networks permit 40
  match ip address prefix-list IPV4-WAN-CV-Value-90
  set as-path prepend 64600
  set community 13979:90 additive
!
route-map IPV4_Customer_Networks permit 50
  match ip address prefix-list IPV4-WAN-CV-Value-80
  set as-path prepend 64600
  set community 13979:80 additive
!
route-map IPV6_WAN_To_LAN_Routes permit 10
  match ipv6 address prefix-list IPV6-LAN-CV-Value-120
  set metric 100
  set community 13979:120 additive
!
route-map IPV6_WAN_To_LAN_Routes permit 20
  match ipv6 address prefix-list IPV6-LAN-CV-Value-110
  set metric 110
  set community 13979:110 additive
!
route-map IPV6_WAN_To_LAN_Routes permit 30
  match ipv6 address prefix-list IPV6-LAN-CV-Value-100
  set metric 120
  set community 13979:100 additive
!
route-map IPV6_WAN_To_LAN_Routes permit 40
  match ipv6 address prefix-list IPV6-LAN-CV-Value-90
  set metric 130
  set community 13979:90 additive
!
route-map IPV6_WAN_To_LAN_Routes permit 50
  match ipv6 address prefix-list IPV6-LAN-CV-Value-80
  set metric 140
  set community 13979:80 additive
!
route-map IPV6_LAN_To_WAN_Routes permit 10
  match ipv6 address prefix-list IPV6-LAN-TO-WAN-Routes
```

AT&T IP Flexible Reach and/or AT&T IP Toll-Free on AT&T VPN Service
BGP-R and Call Preservation Customer Configuration Guide
(September 7, 2021, Version 1.3)

Cascaded Layer 3 Switch Example – 3750 Lihue

Note – this configuration provides an example of how to convert CV values to Local Preferences.

```
3750-Lihue#
!
vlan 240
 name CUCM-9-10-PHONES
!
vlan 500
 name BGP-to-IPV6-CER1
!
vlan 501
 name BGP-to-IPV6-CER2
!
vlan 502
 name BGP-to-IPV6-CROSS-LINK
!
!
!
!
!
!
interface Loopback0
 ip address 192.168.0.151 255.255.255.255
 ipv6 address 2001:506:16:100::151/128
 ipv6 enable
!
interface FastEthernet0/1
!
interface FastEthernet0/2
 description - Trunk To 3945-Las-Vegas (EBGP #2 Router)
 switchport trunk encapsulation dot1q
 switchport trunk allowed vlan 501
 switchport mode trunk
 speed 100
 duplex full
 spanning-tree portfast trunk
!
interface FastEthernet0/23
 description - Trunk To 3750-Honolulu
 switchport trunk encapsulation dot1q
 switchport trunk allowed vlan 502,503
 switchport mode trunk
!
interface FastEthernet0/24
 description - Trunk To Union-Station
 switchport trunk encapsulation dot1q
 switchport trunk allowed vlan 240,4001
 switchport mode trunk
!
interface GigabitEthernet0/1
!
interface GigabitEthernet0/2
!
interface Vlan1
 no ip address
```

**AT&T IP Flexible Reach and/or AT&T IP Toll-Free on AT&T VPN Service
BGP-R and Call Preservation Customer Configuration Guide
(September 7, 2021, Version 1.3)**

```
shutdown
!
interface Vlan240
description - CUCM8.5 - Phones Vlan
ip address 10.2.240.249 255.255.255.0
standby version 2
standby 1 ip 10.2.240.247
standby 1 timers 1 3
standby 1 priority 110
standby 1 preempt
!
interface Vlan501
description - BGP Link To CER1
ip address 192.168.51.102 255.255.255.252
ipv6 address 2002::501:102/126
!
interface Vlan502
description - IBGP Link To Customer L2/L3 device
ip address 192.168.52.102 255.255.255.252
ipv6 address 2002::502:102/126
!
interface Vlan503
description - Customer Core BGP Vlan
ip address 192.168.53.102 255.255.255.240
ipv6 address 2002::503:102/125
!
!
router bgp 65527
bgp router-id 192.168.0.151
bgp log-neighbor-changes
neighbor 2002::501:101 remote-as 65000
neighbor 2002::502:101 remote-as 65527
neighbor 2002::503:101 remote-as 65000
neighbor 192.168.51.101 remote-as 65000
neighbor 192.168.52.101 remote-as 65527
neighbor 192.168.53.101 remote-as 65000
!
address-family ipv4
no neighbor 2002::501:101 activate
no neighbor 2002::502:101 activate
no neighbor 2002::503:101 activate
neighbor 192.168.51.101 activate
neighbor 192.168.51.101 send-community both
neighbor 192.168.51.101 route-map IPV4_WAN_Routes in
neighbor 192.168.51.101 route-map IPV4_LAN_Routes out
neighbor 192.168.52.101 activate
neighbor 192.168.52.101 next-hop-self
neighbor 192.168.53.101 activate
neighbor 192.168.53.101 send-community both
neighbor 192.168.53.101 route-map IPV4_WAN_Routes in
neighbor 192.168.53.101 route-map IPV4_LAN_Routes out
no auto-summary
no synchronization
network 10.2.240.0 mask 255.255.255.0
network 135.16.205.25 mask 255.255.255.255
network 192.168.0.151 mask 255.255.255.255
exit-address-family
!
address-family ipv6
neighbor 2002::501:101 activate
```


**AT&T IP Flexible Reach and/or AT&T IP Toll-Free on AT&T VPN Service
BGP-R and Call Preservation Customer Configuration Guide
(September 7, 2021, Version 1.3)**

```
neighbor 2002::501:101 send-community both
neighbor 2002::501:101 route-map IPV6_WAN_Routes in
neighbor 2002::501:101 route-map IPV6_LAN_Routes out
neighbor 2002::502:101 activate
neighbor 2002::502:101 next-hop-self
neighbor 2002::503:101 activate
neighbor 2002::503:101 send-community both
neighbor 2002::503:101 route-map IPV6_WAN_Routes in
neighbor 2002::503:101 route-map IPV6_LAN_Routes out
network 2001:506:16:100::151/128
exit-address-family
!
ip route 135.16.205.25 255.255.255.255 10.2.240.250
!
ip bgp-community new-format
ip community-list 10 permit 13979:120
ip community-list 20 permit 13979:110
ip community-list 30 permit 13979:90
ip community-list 40 permit 13979:80
!
!
ip prefix-list IPV4-LAN-Routes description - Ipv4 LAN Routes To Be Sent To CE/WAN
ip prefix-list IPV4-LAN-Routes seq 5 permit 10.2.240.0/24
ip prefix-list IPV4-LAN-Routes seq 10 permit 135.16.205.25/32
ip prefix-list IPV4-LAN-Routes seq 15 permit 192.168.0.150/32
ip prefix-list IPV4-LAN-Routes seq 20 permit 192.168.0.151/32
ip prefix-list IPV4-LAN-Routes seq 100 deny 0.0.0.0/0 le 32
!
ip prefix-list IPV4-WAN-Routes description - IPv4 Incoming WAN Routes
ip prefix-list IPV4-WAN-Routes seq 5 permit 192.160.103.2/32
ip prefix-list IPV4-WAN-Routes seq 10 permit 0.0.0.0/0
ip prefix-list IPV4-WAN-Routes seq 100 deny 0.0.0.0/0 le 32
!
!
ipv6 prefix-list IPV6-LAN-Routes description - Ipv6 LAN Routes To Be Sent To CE/WAN
ipv6 prefix-list IPV6-LAN-Routes seq 15 permit 2001:506:16:100::150/128
ipv6 prefix-list IPV6-LAN-Routes seq 20 permit 2001:506:16:100::151/128
ipv6 prefix-list IPV6-LAN-Routes seq 100 deny ::/0 le 128
!
ipv6 prefix-list IPV6-WAN-Routes description - IPv6 Incoming WAN Routes
ipv6 prefix-list IPV6-WAN-Routes seq 5 permit 2001:506:16:300::/64
ipv6 prefix-list IPV6-WAN-Routes seq 15 permit FDBD:7D50:BBE2:5C19::/64
ipv6 prefix-list IPV6-WAN-Routes seq 20 permit 2001:1890:1f8::/64

ipv6 prefix-list IPV6-WAN-Routes seq 25 permit ::/0
ipv6 prefix-list IPV6-WAN-Routes seq 100 deny ::/0 le 128
route-map IPV4_WAN_Routes permit 10
  match ip address prefix-list IPV4-WAN-Routes
  match community 10
  set local-preference 120
!
route-map IPV4_WAN_Routes permit 20
  match ip address prefix-list IPV4-WAN-Routes
  match community 20
  set local-preference 110
!
route-map IPV4_WAN_Routes permit 30
  match ip address prefix-list IPV4-WAN-Routes
  match community 30
  set local-preference 90
```

AT&T IP Flexible Reach and/or AT&T IP Toll-Free on AT&T VPN Service
BGP-R and Call Preservation Customer Configuration Guide
(September 7, 2021, Version 1.3)

```
!  
route-map IPV4_WAN_Routes permit 50  
  match ip address prefix-list IPV4-WAN-Routes  
  set local-preference 100  
!  
route-map IPV6_WAN_Routes permit 10  
  match community 10  
  match ipv6 address prefix-list IPV6-WAN-Routes  
  set local-preference 120  
!  
route-map IPV6_WAN_Routes permit 20  
  match community 20  
  match ipv6 address prefix-list IPV6-WAN-Routes  
  set local-preference 110  
!  
route-map IPV6_WAN_Routes permit 30  
  match community 30  
  match ipv6 address prefix-list IPV6-WAN-Routes  
  set local-preference 90  
!  
route-map IPV6_WAN_Routes permit 40  
  match ip address prefix-list IPV4-WAN-Routes  
  match community 40  
  match ipv6 address prefix-list IPV6-WAN-Routes  
  set local-preference 80  
!  
route-map IPV6_WAN_Routes permit 50  
  match ipv6 address prefix-list IPV6-WAN-Routes  
  set local-preference 100  
!  
route-map IPV6_LAN_Routes permit 10  
  match ipv6 address prefix-list IPV6-LAN-Routes  
!  
route-map IPV4_LAN_Routes permit 10  
  match ip address prefix-list IPV4-LAN-Routes
```

4.3 Router Configurations with HSRP

This section provides templates and examples to configure integrated CUBEs to work with HSRP on the LAN. HSRP configurations will support two integrated CUBEs interconnected with an iBGP link.

4.3.1 Configuration Templates for Call Preservation with HSRP on LAN

The configurations provided in this section are in addition to the base CER configuration (see section 1.3 for links to the CER CCGs).

Refer to section 1.3.2 for a diagram of CERs with Call Preservation using HSRP.

The table below is provided to assist with gathering information for the template variables.

AT&T IP Flexible Reach and/or AT&T IP Toll-Free on AT&T VPN Service
 BGP-R and Call Preservation Customer Configuration Guide
 (September 7, 2021, Version 1.3)

CER entry	Where is information obtained?
Interface Configuration	
Loopback interface IP address for BGP router-id	Private IP address determined by the customer. Used for BGP router-id.
Loopback interface IP address for CUBE IP Flexible Reach signaling	Public IP address. Can be AT&T or customer provided.
LAN sub-interface numbers	Determined by the customer.
VLAN IDs	Determined by the customer.
VLAN interface IP addresses (link to layer 2 switch)	Determined by the customer.
HSRP IP address (virtual IP)	Determined by the customer.
Routing Configuration	
BGP AS Number	Number provided by customer with initial order for AT&T VPN service.
Loopback interface IP address for BGP router-id	Private IP address determined by the customer. Used for BGP router-id.
AT&T PER IP address	Provided by customer with initial order for AT&T VPN service.
Remote AS number	Provided by AT&T.
CUBE IP Flexible Reach Signaling IP address	Public AT&T IP Flexible Reach Signaling IP address for the CUBE. Can be AT&T or customer provided.
IP address of VLAN interfaces	IP address required for each VLAN interface that is on the same network as the CER.
IP address of IP Border Elements	IP address of one of the AT&T IP Border Elements (customers are provided with at least two addresses). This is a public IP address that is provided by AT&T. Note: AT&T IP Border Element may have separate Signaling and Media IP addresses.

4.3.2 CER Configuration (BGP-R CALL PRESERVATION and HSRP) Template

This solution **only** supports two integrated CUBEs connected via an IBGP link. One router will be referred to as CER1 and the other router CER2.

HSRP Template:

```
ip cef
```

AT&T IP Flexible Reach and/or AT&T IP Toll-Free on AT&T VPN Service
BGP-R and Call Preservation Customer Configuration Guide
(September 7, 2021, Version 1.3)

```
!  
!  
interface Loopback0  
description - Loopback for BGP router-id and management -  
ip address <IP address> 255.255.255.255  
!  
interface Loopback60000  
description - Loopback for IP Flexible Reach Signaling IP address  
ip address <IP address> 255.255.255.255  
!  
interface GigabitEthernet <interface number>  
no ip address  
!  
interface GigabitEthernet <sub- interface number for local/primary CUBE>  
description - Link to Customer's Layer 2/3 Device  
encapsulation dot1Q <VLAN ID>  
ip address <IP address> <subnet mask>  
standby version 2  
standby 1 ip <HSRP IP address>  
standby 1 timers 1 3  
standby 1 priority 120  
standby 1 preempt delay minimum 60  
!  
interface GigabitEthernet <sub- interface number for backup CUBE>  
description - Link to Layer 2/3 Device  
encapsulation dot1Q <VLAN ID>  
ip address <IP address> <subnet mask>  
standby version 2  
standby 1 ip <HSRP IP address>  
standby 1 timers 1 3  
standby 1 priority 110  
standby 1 preempt  
!
```

IP Address used for BGP router-id. Each CER participating in BGP-R will get a unique IP address.

Sub-interface IP address and HSRP IP address provided by customer.

Sub-interface IP address and HSRP IP address provided by customer. Subnet mask should be /29.

****OPTION 1 for BGP Healing Link (RECOMMENDED OPTION) : Use this option if both CERs in HSRP group each have spare Gigabit Ethernet port. These ports will be used to directly connect the CERs.

```
interface GigabitEthernet<interface number>
```

Suggestion:
CER1 can use IP address of 1.1.1.1.
CER2 can use IP address of 1.1.1.2.

AT&T IP Flexible Reach and/or AT&T IP Toll-Free on AT&T VPN Service
BGP-R and Call Preservation Customer Configuration Guide
(September 7, 2021, Version 1.3)

```
description - BGP Healing Link for HSRP
```

```
ip address 1.1.1.<1 or 2> 255.255.255.252
```

```
!
```

OPTION 2 for BGP Healing Link: Use this option if the CERs in the HSRP group do NOT each have a spare Gigabit Ethernet port. In this case, the only option is to create another sub-interface off the LAN port already connected to the customer's Layer 2/3 device

```
interface GigabitEthernet0/0/1.600
```

```
description - BGP Healing Link for HSRP
```

```
encapsulation dot1Q 600
```

```
ip address 1.1.1.<1 or 2> 255.255.255.252
```

```
!
```

```
!
```

```
interface GigabitEthernet <Ethernet interface connecting to the Voice Quality Monitor>
```

```
ip address <LAN IP address determined by VQM model> <mask>
```

```
!
```

```
router bgp <AS number>
```

```
bgp router-id <Loopback 0 IP address for BGP router-id>
```

```
timers bgp 3 9
```

```
neighbor <AT&T PER IP Address> remote-as <remote AS number>
```

```
neighbor 1.1.1.<1 or 2> remote-as 6500
```

```
!
```

```
address-family ipv4
```

```
network <Primary/local CUBE IP Flexible Reach IP address> mask 255.255.255.255
```

```
network <Backup CUBE IP Flexible Reach IP network> mask 255.255.255.248
```

```
network <Loopback 0 IP Address for BGP/management ID> mask 255.255.255.255
```

```
network <IP PBX and/or IP Phone network> mask <subnet mask> **optional**
```

```
network <VQM network > mask <subnet mask>
```

```
network <IP Address of Data Network1> mask <subnet mask>
```

```
network <IP Address of Data Network2> mask <subnet mask>
```

```
network <IP Address of Data Network3> mask <subnet mask>
```

```
***** NOTE - There can be multiple network statements*****
```

```
neighbor <AT&T PER IP Address> activate
```

```
neighbor <AT&T PER IP Address> send-community both
```

```
neighbor <AT&T PER IP Address> soft-reconfiguration inbound
```

```
neighbor <AT&T PER IP Address> route-map AVPN_Routes_In in
```

```
neighbor <AT&T PER IP Address> route-map Customer_SBC_Networks out
```

Check to make sure VLAN ID of 600 is not already in use.

Suggestion:
CER1 can use IP address of 1.1.1.1.
CER2 can use IP address of 1.1.1.2

“Network” statements for additional local hosts or networks that need to be redistributed with BGP. Network statements needed for VQM if present, are provided by AT&T. NOTE: There may already be existing network statements in the BGP configuration. All networks statements will now need to be added into the “ip prefix-list CV120” portion of the configuration (see farther down in template).

AT&T IP Flexible Reach and/or AT&T IP Toll-Free on AT&T VPN Service
BGP-R and Call Preservation Customer Configuration Guide
(September 7, 2021, Version 1.3)

```
neighbor <AT&T PER IP Address> filter-list 1 in
neighbor <IBGP Neighbor IP Address> activate
neighbor <IBGP Neighbor IP Address> route-map IBGP_In in
neighbor <IBGP Neighbor IP Address> next-hop-self
no auto-summary
no synchronization
exit-address-family
!
ip route <IP PBX/IP Phone network> <Subnet Mask> GigabitEthernet<sub-interface or ip address for IP
PBX/IP phone network>
ip route <Backup CUBE IP Flexible Reach IP network> 255.255.255.248 GigabitEthernet <IBGP Neighbor
IP address>
!
!
route-map AVPN_Routes_In permit 10
match ip address 3
set weight 64000
!
route-map IBGP_In permit 10
match ip address prefix-list IBGP-In
!
route-map Customer_SBC_Networks permit 10  **Route-map for Primary CUBE**
match ip address prefix-list CV120
set as-path prepend 64600
set community <PER AS number>:120 additive
!
route-map Customer_SBC_Networks permit 20  ** Route-map for Secondary CUBE**
match ip address prefix-list CV110
set as-path prepend 64600
set community <PER AS number>:110 additive
!
!
!
ip prefix-list CV120 description – Primary CUBE Route
ip prefix-list CV120 seq 5 permit <Primary CUBE IP Flexible Reach IP Address>/32
```

AT&T IP Flexible Reach and/or AT&T IP Toll-Free on AT&T VPN Service
BGP-R and Call Preservation Customer Configuration Guide
(September 7, 2021, Version 1.3)

```
ip prefix-list CV120 seq 10 permit <Loopback 0 IP Address for BGP/management ID>/32
```

```
ip prefix list CV120 seq 18 permit <IP PBX and/or IP Phone network>/<Prefix Size>
```

```
ip prefix list CV120 seq 19 permit <VQM Network>/<Prefix Size>
```

```
ip prefix-list CV120 seq 20 permit <Network1>/<Prefix Size>
```

```
ip prefix-list CV120 seq 21 permit <Network2>/<Prefix Size>
```

```
ip prefix-list CV120 seq 22 permit <Network3>/<Prefix Size>
```

```
***NOTE - Insert additional prefix-list entries for each network statement***
```

```
ip prefix-list CV120 seq 100 deny 0.0.0.0/0 le 32
```

```
!
```

```
ip prefix-list CV110 description – Secondary CUBE with CV of 110
```

```
ip prefix-list CV110 seq 5 permit <Secondary CUBE IP Flexible Reach network>/29
```

```
ip prefix-list CV110 seq 100 deny 0.0.0.0/0 le 32
```

```
!
```

```
ip prefix-list IBGP-In description - IBGP Routes Allowed In
```

```
ip prefix-list IBGP-In seq 5 deny <Primary CUBE IP Flexible Reach IP address>/32
```

```
ip prefix-list IBGP-In seq 10 deny <Secondary CUBE IP Flexible Reach network>/29
```

```
ip prefix-list IBGP-In seq 100 permit 0.0.0.0/0 le 32
```

```
!
```

```
ip bgp-community new-format
```

```
ip as-path access-list 1 deny _64600_
```

```
ip as-path access-list 1 permit .*
```

```
!
```

```
!
```

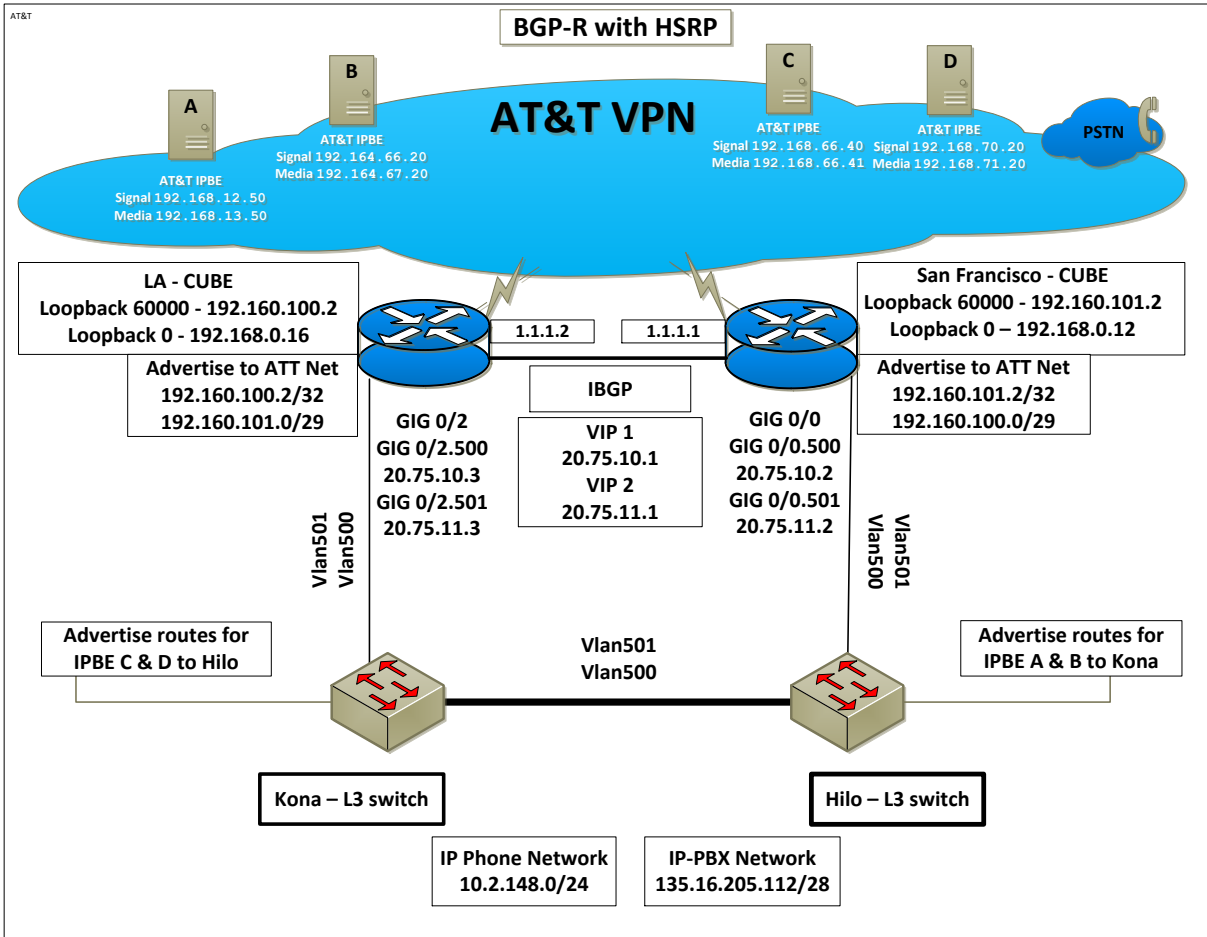
```
access-list 3 permit any
```

Insert one prefix list entry for each network statement that appears in the BGP section of the configuration. Start seq # at 20 and increase each "seq #" by 1.

Called by "filter-list 1 in" (under router bgp)

4.3.3 Example Configurations

The following information will be used to populate the sample configurations. Please refer to the diagram below:



Summary of IP Flexible Reach Signaling IP addresses:

CER1 = Los Angeles

- Primary CUBE = 192.160.100.2/32 with CV of 120 (primary route)
- Backup CUBE = 192.160.101.0/29 with CV of 110 (secondary route)

CER2 = San Francisco

- Primary CUBE = 192.160.101.2/32 with CV of 120 (primary route)
- Backup CUBE = 192.160.100.0/29 with CV of 110 (secondary route)

The following tables show the information that will need to be collected for BGP - CALL PRESERVATION configurations:

AT&T IP Flexible Reach and/or AT&T IP Toll-Free on AT&T VPN Service
 BGP-R and Call Preservation Customer Configuration Guide
 (September 7, 2021, Version 1.3)

CER Name	<i>Los Angeles</i>
Location Name	<i>Main Street</i>
CER LAN information (facing switch)	
Sub-interface #	<i>Gi 0/2.500</i>
IP address & mask	<i>20.75.10.3 mask 255.255.255.0</i>
HSRP IP address (virtual IP)	<i>20.75.10.1</i>
VLAN ID	<i>500</i>
Sub-interface #	<i>Gi 0/0.501</i>
IP address & mask	<i>20.75.11.3 mask 255.255.255.0</i>
HSRP IP address (virtual IP)	<i>20.75.11.1</i>
VLAN ID	<i>501</i>
OSPF/BGP Loopback IP address	<i>192.168.0.16</i>
IP PBX/IP Phone network & mask	<i>10.10.148.0 mask 255.255.255.0 & 135.16.205.116 mask 255.255.255.255</i>
Primary CUBE with CV Value = 120	
Signaling IP address	<i>192.160.100.2/32</i>
Backup CUBE with CV Value= 110	
Signaling IP address	<i>192.160.101.0/29</i>

CER Name	<i>San Francisco</i>
Location Name	<i>Fulton Street</i>
CER LAN information (facing switch)	
Sub-interface #	<i>Gi 0/0.500</i>
IP address & mask	<i>20.75.10.2 mask 255.255.255.0</i>
HSRP IP Address	<i>20.75.10.1</i>
VLAN ID	<i>500</i>
Sub-interface #	<i>Gi 0/0.501</i>
IP address & mask	<i>20.75.11.2 mask 255.255.255.0</i>
HSRP IP Address	<i>20.75.11.1</i>
VLAN ID	<i>501</i>
OSPF/BGP Loopback IP address	<i>192.168.0.12</i>
IP PBX/IP Phone network & mask	<i>10.10.148.0 mask 255.255.255.0 & 135.16.205.116 mask 255.255.255.255</i>

AT&T IP Flexible Reach and/or AT&T IP Toll-Free on AT&T VPN Service
 BGP-R and Call Preservation Customer Configuration Guide
 (September 7, 2021, Version 1.3)

Primary CUBE with CV Value = 120	
Signaling IP address	192.160.101.2/32
Backup CUBE with CV Value = 110	
Signaling IP address(es)	192.160.100.0/29

Los Angeles

```

4451-Los-Angeles#show runn
ip cef
!
!
!
!
interface Loopback0
description - Loopback for BGP router-id
ip address 192.168.0.16 255.255.255.255
!
interface Loopback60000
description - Loopback for Signaling and Media IP Address
ip address 192.160.100.2 255.255.255.255
!
interface GigabitEthernet0/0
description - WAN Physical Interface
no ip address
load-interval 30
duplex auto
speed 1000
hold-queue 2048 in
hold-queue 2048 out
!
!
interface GigabitEthernet0/0.508
description - WAN Access Sub-Interface
encapsulation dot1Q 508
ip address 195.18.31.233 255.255.255.252
ip virtual-reassembly in
bfd interval 999 min_rx 999 multiplier 3
no bfd echo
!
!
interface GigabitEthernet0/2
description - Physical Link To Switch

```

AT&T IP Flexible Reach and/or AT&T IP Toll-Free on AT&T VPN Service
BGP-R and Call Preservation Customer Configuration Guide
(September 7, 2021, Version 1.3)

```
no ip address
duplex full
speed 100
!
interface GigabitEthernet0/2.500
description - Link to Switch VLAN500
encapsulation dot1Q 500
ip address 20.75.10.3 255.255.255.0
standby version 2
standby 1 ip 20.75.10.1
standby 1 timers 1 3
standby 1 priority 120
standby 1 preempt delay minimum 60
!
interface GigabitEthernet0/2.501
description - Link to Switch VLAN501
encapsulation dot1Q 501
ip address 20.75.11.3 255.255.255.0
standby version 2
standby 2 ip 20.75.11.1
standby 2 timers 1 3
standby 2 priority 110
standby 2 preempt
!
interface GigabitEthernet0/3
description - BGP Healing Link for HSRP
ip address 1.1.1.2 255.255.255.252
duplex full
speed 1000
!
!
router bgp 65000
bgp router-id 192.168.0.16
bgp log-neighbor-changes
timers bgp 3 9
neighbor 1.1.1.1 remote-as 65000
neighbor 195.18.31.234 remote-as 13979
neighbor 195.18.31.234 fall-over bfd
!
address-family ipv4
network 10.2.148.0 mask 255.255.255.0
network 20.75.10.0 mask 255.255.255.0
network 135.16.205.116 mask 255.255.255.255
network 192.160.100.2 mask 255.255.255.255
network 192.160.101.0 mask 255.255.255.248
network 192.168.0.16 mask 255.255.255.255
neighbor 1.1.1.1 activate
neighbor 1.1.1.1 next-hop-self
```

AT&T IP Flexible Reach and/or AT&T IP Toll-Free on AT&T VPN Service
BGP-R and Call Preservation Customer Configuration Guide
(September 7, 2021, Version 1.3)

```
neighbor 1.1.1.1 route-map IBGP_In in
neighbor 195.18.31.234 activate
neighbor 195.18.31.234 send-community both
neighbor 195.18.31.234 soft-reconfiguration inbound
neighbor 195.18.31.234 route-map AVPN_Routes_In in
neighbor 195.18.31.234 route-map Customer_SBC_Networks out
neighbor 195.18.31.234 filter-list 1 in
exit-address-family
!
!
ip bgp-community new-format
ip as-path access-list 1 deny _64600_
ip as-path access-list 1 permit .*
!
ip route 10.2.148.0 255.255.255.0 GigabitEthernet0/2.500
ip route 135.16.205.116 255.255.255.255 GigabitEthernet0/2.500
ip route 192.160.101.0 255.255.255.248 1.1.1.1
!
!
ip prefix-list CV120 description Primary SBC route
ip prefix-list CV120 seq 5 permit 192.160.100.2/32
ip prefix-list CV120 seq 10 permit 192.168.0.16/32
ip prefix-list CV120 seq 15 permit 10.2.148.0/24
ip prefix-list CV120 seq 20 permit 135.16.205.112/28
ip prefix-list CV120 seq 100 deny 0.0.0.0/0 le 32
!
ip prefix-list CV110 description - Secondary Backup IP Flexible Reach Signaling IP Address with CV of 110
ip prefix-list CV110 seq 5 permit 192.160.101.0/29
ip prefix-list CV110 seq 100 deny 0.0.0.0/0 le 32
!
!
ip prefix-list IBGP-In description - IBGP Routes Allowed In
ip prefix-list IBGP-In seq 5 deny 192.160.100.2/32
ip prefix-list IBGP-In seq 10 deny 192.160.101.0/29
ip prefix-list IBGP-In seq 100 permit 0.0.0.0/0 le 32
!
route-map AVPN_Routes_In permit 10
match ip address 3
set weight 64000
!
!
route-map Customer_SBC_Networks permit 10
match ip address prefix-list CV120
set as-path prepend 64600
set community 13979:120 additive
!
route-map Customer_SBC_Networks permit 20
match ip address prefix-list CV110
```

AT&T IP Flexible Reach and/or AT&T IP Toll-Free on AT&T VPN Service
BGP-R and Call Preservation Customer Configuration Guide
(September 7, 2021, Version 1.3)

```
set as-path prepend 64600
set community 13979:110 additive
!
route-map IBGP_In permit 10
match ip address prefix-list IBGP-In
!
access-list 3 permit any
!
4451-Los-Angeles#
```

San Francisco

```
4451-San-Francisco#show runn

ip cef
!
!
!
!
!
interface Loopback0
description - Loopback for BGP router-id
ip address 192.168.0.12 255.255.255.255
!
interface Loopback60000
description - Loopback for IP Flex Signaling and Media IP Address
ip address 192.160.101.2 255.255.255.255
!
!
interface GigabitEthernet0/0
description - Trunk to Switch
no ip address
duplex full
speed 100

!
interface GigabitEthernet0/0.500
description - Link to Switch VLAN500
encapsulation dot1Q 500
ip address 20.75.10.2 255.255.255.0
standby version 2
standby 1 ip 20.75.10.1
standby 1 timers 1 3
standby 1 priority 110
standby 1 preempt
!
interface GigabitEthernet0/0.501
description - Link to Switch VLAN501
```

AT&T IP Flexible Reach and/or AT&T IP Toll-Free on AT&T VPN Service
BGP-R and Call Preservation Customer Configuration Guide
(September 7, 2021, Version 1.3)

```
encapsulation dot1Q 501
ip address 20.75.11.2 255.255.255.0
standby version 2
standby 2 ip 20.75.11.1
standby 2 timers 1 3
standby 2 priority 120
standby 2 preempt delay minimum 60
!
interface GigabitEthernet0/1
description - BGP Healing Link for HSRP
ip address 1.1.1.1 255.255.255.252
duplex full
speed 1000
!
interface GigabitEthernet0/2
description - WAN Physical Interfaces
no ip address
duplex auto
speed 1000
!
interface GigabitEthernet0/2.2814
description - WAN Access sub-interface
encapsulation dot1Q 2814
ip address 192.168.130.45 255.255.255.252
bfd interval 999 min_rx 999 multiplier 3
no bfd echo
!
!
router bgp 65000
bgp router-id 192.168.0.12
bgp log-neighbor-changes
timers bgp 3 9
neighbor 1.1.1.2 remote-as 65000
neighbor 192.168.130.46 remote-as 13979
neighbor 192.168.130.46 fall-over bfd
!
address-family ipv4
network 10.2.148.0 mask 255.255.255.0
network 20.75.9.0 mask 255.255.255.0
network 135.16.205.116 mask 255.255.255.255
network 192.160.100.0 mask 255.255.255.248
network 192.160.101.2 mask 255.255.255.255
network 192.168.0.12 mask 255.255.255.255
neighbor 1.1.1.2 activate
neighbor 1.1.1.2 next-hop-self
neighbor 1.1.1.2 route-map IBGP_In in
neighbor 192.168.130.46 activate
```

AT&T IP Flexible Reach and/or AT&T IP Toll-Free on AT&T VPN Service
BGP-R and Call Preservation Customer Configuration Guide
(September 7, 2021, Version 1.3)

```
neighbor 192.168.130.46 send-community both
neighbor 192.168.130.46 soft-reconfiguration inbound
neighbor 192.168.130.46 route-map AVPN_Routes_In in
neighbor 192.168.130.46 route-map Customer_SBC_Networks out
neighbor 192.168.130.46 filter-list 1 in
exit-address-family
!
ip bgp-community new-format
ip as-path access-list 1 deny _64600_
ip as-path access-list 1 permit .*
!
ip route 10.2.148.0 255.255.255.0 GigabitEthernet0/0.501
ip route 135.16.205.116 255.255.255.255 GigabitEthernet0/0.501
ip route 192.160.100.0 255.255.255.248 1.1.1.2
!
!
!
ip prefix-list CV100 description - Community Value 100 - 3rd Highest Priority
ip prefix-list CV100 seq 100 deny 0.0.0.0/0 le 32
!
ip prefix-list CV110 description - Secondary Backup IP Flexible Reach Signaling IP Address with CV of 110
ip prefix-list CV110 seq 5 permit 192.160.100.0/29
ip prefix-list CV110 seq 100 deny 0.0.0.0/0 le 32
!
ip prefix-list CV80 description - Community Value 80 - 5th Highest Priority
ip prefix-list CV80 seq 100 deny 0.0.0.0/0 le 32
!
ip prefix-list CV90 description - Community Value 90 - 4th Highest Priority
ip prefix-list CV90 seq 100 deny 0.0.0.0/0 le 32
!
ip prefix-list CV100 description - Community Value 100 - 3rd Highest Priority
ip prefix-list CV100 seq 100 deny 0.0.0.0/0 le 32
!
ip prefix-list CV80 description - Community Value 80 - 5th Highest Priority
ip prefix-list CV80 seq 100 deny 0.0.0.0/0 le 32
!
ip prefix-list CV90 description - Community Value 90 - 4th Highest Priority
ip prefix-list CV90 seq 100 deny 0.0.0.0/0 le 32
!
ip prefix-list IBGP-In description - IBGP Routes Allowed In
ip prefix-list IBGP-In seq 5 deny 192.160.101.2/32
ip prefix-list IBGP-In seq 10 deny 192.160.100.0/29
ip prefix-list IBGP-In seq 100 permit 0.0.0.0/0 le 32
!
route-map AVPN_Routes_In permit 10
match ip address 3
set weight 64000
!
```

AT&T IP Flexible Reach and/or AT&T IP Toll-Free on AT&T VPN Service
BGP-R and Call Preservation Customer Configuration Guide
(September 7, 2021, Version 1.3)

```
route-map AVPN_Routes_In_Primary permit 10
match ip address 3
set weight 64000
!
route-map Customer_Networks permit 30
match ip address prefix-list CV100
set as-path prepend 64600
set community 13979:100 additive
!
route-map Customer_Networks permit 40
match ip address prefix-list CV90
set as-path prepend 64600
set community 13979:90 additive
!
route-map Customer_Networks permit 50
match ip address prefix-list CV80
set as-path prepend 64600
set community 13979:80 additive
!
route-map Customer_SBC_Networks permit 10
match ip address prefix-list CV120
set as-path prepend 64600
set community 13979:120 65100:120 additive
!
route-map Customer_SBC_Networks permit 20
match ip address prefix-list CV110
set as-path prepend 64600
set community 13979:110 65100:110 additive
!
route-map IBGP_In permit 10
match ip address prefix-list IBGP-In
!
route-map AVPN_Routes_In_Backup permit 20
match ip address 3
set weight 60000
!
!
access-list 3 permit any
!
4451-San-Francisco#
```


4.3.4 Example Configuration for Cascaded Layer 3 Switch with HSRP

The following sample configuration is provided to assist with configuring a cascaded Cisco Layer 3 Switch for use with BGP - CALL PRESERVATION and HSRP. This example matches up with the integrated CUBE configuration in this HSRP section. The red highlighted entries are variables that are specific to the customer's environment.

The cascaded Layer 3 Switch example is designed to have one physical interface facing the CERs with integrated CUBE and one physical interface facing the IP PBX/IP Phones. There is a trunk between the two Layer 3 Switches.

```
3750-Kona#show runn
!
vlan 148
 name KONA-PHONES
!
vlan 244
 name CUCM-VLAN
!
vlan 500
 name LosAngeles_VLAN
!
vlan 501
 name SanFrancisco_VLAN
!
vlan 502
 name Trunk_Btwn_Switches
!
!
!
!
!
interface Loopback0
 ip address 192.168.0.152 255.255.255.255
!
interface FastEthernet1/0/42
 description - Trunk to 3945E-Los-Angeles
 switchport trunk encapsulation dot1q
 switchport trunk allowed vlan 500,501
 switchport mode trunk
 speed 100
 duplex full
 spanning-tree portfast trunk
!
interface FastEthernet1/0/43
 description - Trunk to 3945E-San-Fran - TEMP
 switchport trunk encapsulation dot1q
 switchport trunk allowed vlan 500,501
```

AT&T IP Flexible Reach and/or AT&T IP Toll-Free on AT&T VPN Service
BGP-R and Call Preservation Customer Configuration Guide
(September 7, 2021, Version 1.3)

```
switchport mode trunk
shutdown
speed 100
duplex full
spanning-tree portfast trunk
!
!
!
interface FastEthernet1/0/47
description - Trunk To 3750-Hilo
switchport trunk encapsulation dot1q
switchport trunk allowed vlan 244,500-502
switchport mode trunk
!
interface Vlan148
description - Phones Vlan
ip address 10.2.148.1 255.255.255.0
!
interface Vlan244
description - Call Manager Vlan
ip address 135.16.205.121 255.255.255.240
!
interface Vlan500
ip address 20.75.10.10 255.255.255.0
!
interface Vlan501
ip address 20.75.11.10 255.255.255.0
!
interface Vlan502
ip address 20.75.8.1 255.255.255.0
!
ip classless
ip route 192.160.100.2 255.255.255.255 20.75.10.1
ip route 192.160.101.2 255.255.255.255 20.75.11.1
```

4.3.5 IPV6 Example Configurations

Internet Protocol version 6 (IPv6) expands the number of network address bits from 32 bits (in IPv4) to 128 bits, which provides more than enough globally unique IP addresses for every networked device on the planet. Implementing basic IPv6 connectivity in the Cisco software consists of assigning IPv6 addresses to individual device interfaces. IPv6 traffic forwarding can be enabled globally, and Cisco Express Forwarding switching for IPv6 can also be enabled. The user can enhance basic connectivity functionality by configuring support for AAAA record types in the Domain Name System (DNS) name-to-address and address-to-name lookup processes, and by managing IPv6 neighbor discovery.

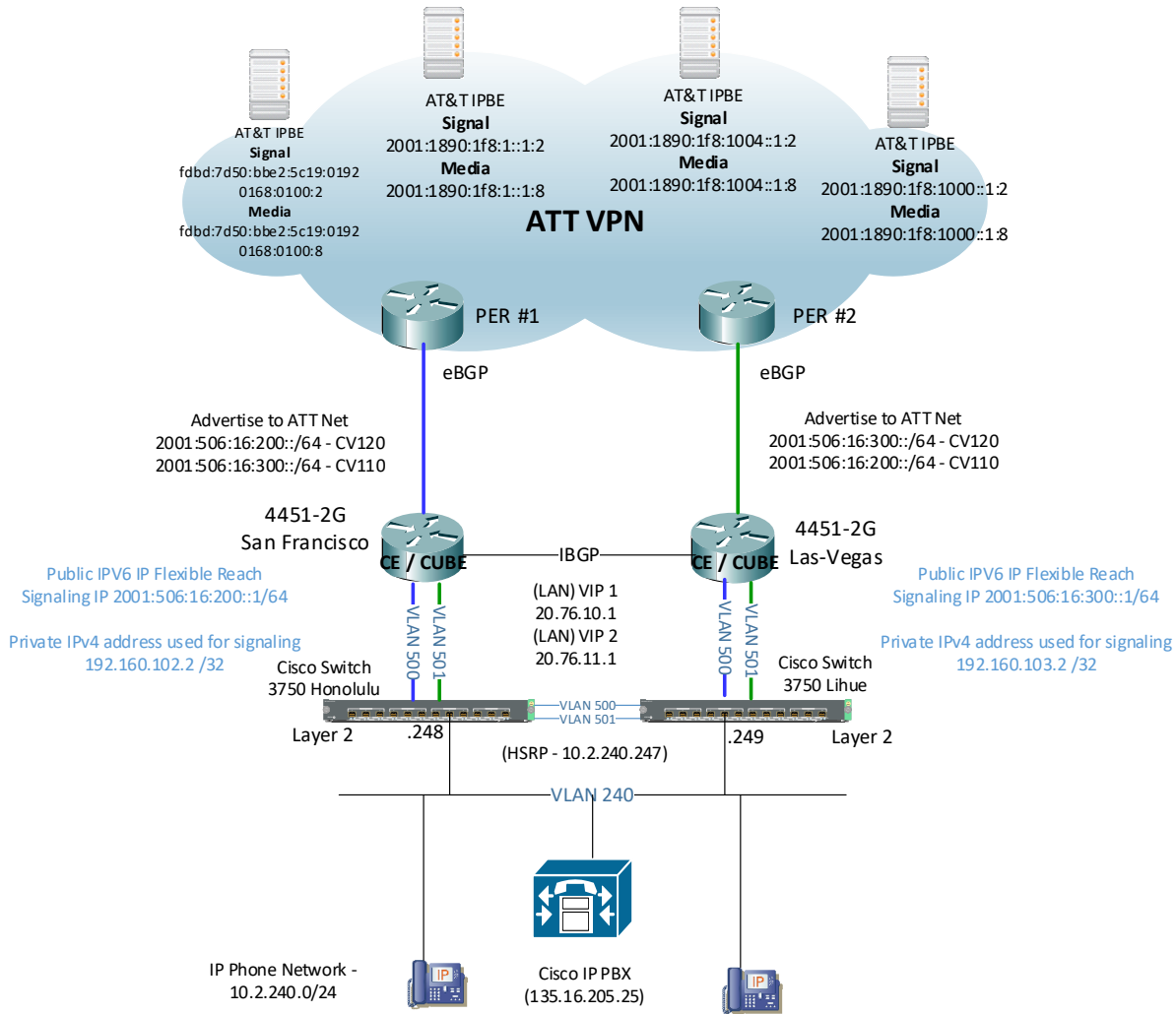
ATT will provide IPv6 addresses as expanded (2001:1890:0020:0000:0000:0000:0000:0001) or compressed (2001:1890:20::1) address as shown. Typically customers will be assigned a /56 address space from ATT in compressed format.

2001:1890:0020:0000:0000:0000:0000:0001

AT&T Cust Site Subnet

AT&T IP Flexible Reach and/or AT&T IP Toll-Free on AT&T VPN Service BGP-R and Call Preservation Customer Configuration Guide (September 7, 2021, Version 1.3)

The following diagram will be used to populate the sample configurations.



AT&T IP Flexible Reach and/or AT&T IP Toll-Free on AT&T VPN Service
BGP-R and Call Preservation Customer Configuration Guide
(September 7, 2021, Version 1.3)

4451 San Francisco

```
ip cef
ipv6 cef
!
!
!
interface Loopback0
  description BGP Loopback
  ip address 192.168.0.178 255.255.255.255
  ipv6 address 2001:506:16:100::178/128
!
interface Loopback60000
  description CUBE Loopback
  ip address 192.160.102.2 255.255.255.255
  ipv6 address 2001:506:16:200::1/64
!
!
!
interface GigabitEthernet0/0/1
  no ip address
  load-interval 30
  negotiation auto
!
!
interface GigabitEthernet0/0/1.500
  description IBGP Healing Link To 3945-Las Vegas
  encapsulation dot1Q 500
  ip address 1.1.1.1 255.255.255.252
  ipv6 address 2002::500:101/126
  ipv6 enable
!
!
interface GigabitEthernet0/0/2
  description - Trunk To 3750-Honolulu - Port gig0/1
  no ip address
  load-interval 30
  negotiation auto
!
interface GigabitEthernet0/0/2.131
  description BGP - to-OSPF Link to 3750-Honolulu
  encapsulation dot1Q 131
  ipv6 address 2002::131:101/126
  ipv6 enable
!
interface GigabitEthernet0/0/2.500
  description Link to 3750-Honolulu - Vlan500
  encapsulation dot1Q 500
  ip address 20.76.10.2 255.255.255.0
  standby version 2
  standby 1 ip 20.76.10.1
  standby 1 timers 1 3
  standby 1 priority 120
  standby 1 preempt delay minimum 60
  standby 1 track 1 decrement 50
  no cdp enable
!
interface GigabitEthernet0/0/2.501
  description Link to 3750-Honolulu - Vlan 501
```

**AT&T IP Flexible Reach and/or AT&T IP Toll-Free on AT&T VPN Service
BGP-R and Call Preservation Customer Configuration Guide
(September 7, 2021, Version 1.3)**

```
encapsulation dot1Q 501
ip address 20.76.11.2 255.255.255.0
standby version 2
standby 2 ip 20.76.11.1
standby 2 timers 1 3
standby 2 priority 110
standby 2 preempt
standby 2 track 1 decrement 50
no cdp enable
!
interface Serial1/0/0
description - WAN Link
bandwidth 41992
ip address 195.18.32.9 255.255.255.252
encapsulation ppp
ipv6 address 2001:506:15:102::1/64
dsu bandwidth 44210
scramble
framing c-bit
cablelength 10
hold-queue 32768 out
!
router bgp 65000
bgp router-id 192.168.0.178
bgp log-neighbor-changes
timers bgp 3 9
neighbor 1.1.1.2 remote-as 65000
neighbor 2001:506:15:102::2 remote-as 13979
neighbor 2002::500:102 remote-as 65000
neighbor 195.18.32.10 remote-as 13979
!
address-family ipv4
network 10.2.240.0 mask 255.255.255.0
network 135.16.205.25 mask 255.255.255.255
network 172.50.128.0 mask 255.255.128.0
network 192.160.102.2 mask 255.255.255.255
network 192.168.0.178 mask 255.255.255.255
network 195.18.32.8 mask 255.255.255.252
neighbor 1.1.1.2 activate
neighbor 1.1.1.2 next-hop-self
neighbor 195.18.32.10 activate
neighbor 195.18.32.10 allowas-in
exit-address-family
!
address-family ipv6
network 2001:506:15:102::/64
network 2001:506:16:100::178/128
network 2001:506:16:178::/64
network 2001:506:16:200::/64
network 2002::131:100/126
neighbor 2001:506:15:102::2 activate
neighbor 2001:506:15:102::2 send-community both
neighbor 2001:506:15:102::2 advertisement-interval 1
neighbor 2001:506:15:102::2 allowas-in
neighbor 2001:506:15:102::2 soft-reconfiguration inbound
neighbor 2001:506:15:102::2 route-map AVPN_Routes_In in
neighbor 2001:506:15:102::2 route-map Customer_Networks out
neighbor 2001:506:15:102::2 filter-list 1 in
neighbor 2002::500:102 activate
neighbor 2002::500:102 next-hop-self
```

**AT&T IP Flexible Reach and/or AT&T IP Toll-Free on AT&T VPN Service
BGP-R and Call Preservation Customer Configuration Guide
(September 7, 2021, Version 1.3)**

```
neighbor 2002::500:102 route-map IBGP_Routes_In in
exit-address-family
!
ip route 10.2.240.0 255.255.255.0 20.76.10.10
ip route 135.16.205.25 255.255.255.255 20.76.10.10
!
ip bgp-community new-format
ip as-path access-list 1 deny _64600_
ip as-path access-list 1 permit .*
!
!
ipv6 prefix-list ALLOW-ANY description - APPLY TO ALL INCOMING EBGp ROUTES
ipv6 prefix-list ALLOW-ANY seq 100 permit ::/0 le 128
!
ipv6 prefix-list IBGP-Routes-In description - IBGP Routes Allowed In
ipv6 prefix-list IBGP-Routes-In seq 10 deny 2001:506:16:200::/64
ipv6 prefix-list IBGP-Routes-In seq 10 deny 2001:506:16:300::/64
ipv6 prefix-list IBGP-Routes-In seq 100 permit ::/0 le 128
!
ipv6 prefix-list WAN-CV-Value-120 description - CV 120 - Highest Priority
ipv6 prefix-list WAN-CV-Value-120 seq 5 permit 2001:506:16:200::/64
ipv6 prefix-list WAN-CV-Value-120 seq 10 permit 2001:506:16:100::178/128
ipv6 prefix-list WAN-CV-Value-120 seq 15 permit 2001:506:16:178::/64
ipv6 prefix-list WAN-CV-Value-120 seq 20 permit 2002::131:100/126
ipv6 prefix-list WAN-CV-Value-120 seq 25 permit 2001:506:16:100::150/128
ipv6 prefix-list WAN-CV-Value-120 seq 100 deny ::/0 le 128
!
ipv6 prefix-list WAN-CV-Value-110 description - CV 110 - 2nd Highest Priority
ipv6 prefix-list WAN-CV-Value-110 seq 5 permit 2001:506:16:300::/64
ipv6 prefix-list WAN-CV-Value-110 seq 100 deny ::/0 le 128
!
ipv6 prefix-list WAN-CV-Value-100 description - CV 100 - 3rd Highest Priority
ipv6 prefix-list WAN-CV-Value-100 seq 100 deny ::/0 le 128
!
ipv6 prefix-list WAN-CV-Value-90 description - CV 90 - 4th Highest Priority
ipv6 prefix-list WAN-CV-Value-90 seq 100 deny ::/0 le 128
!
ipv6 prefix-list WAN-CV-Value-80 description - CV 80 - 5th Highest Priority
ipv6 prefix-list WAN-CV-Value-80 seq 100 deny ::/0 le 128
!
route-map AVPN_Routes_In permit 10
  match ipv6 address prefix-list ALLOW-ANY
  set weight 64000
!
route-map IBGP_Routes_In permit 10
  match ipv6 address prefix-list IBGP-Routes-In
!
route-map Customer_Networks permit 10
  match ipv6 address prefix-list WAN-CV-Value-120
  set as-path prepend 64600
  set community 13979:120 additive
!
route-map Customer_Networks permit 20
  match ipv6 address prefix-list WAN-CV-Value-110
  set as-path prepend 64600
  set community 13979:110 additive
!
route-map Customer_Networks permit 30
  match ipv6 address prefix-list WAN-CV-Value-100
  set as-path prepend 64600
```

AT&T IP Flexible Reach and/or AT&T IP Toll-Free on AT&T VPN Service
BGP-R and Call Preservation Customer Configuration Guide
(September 7, 2021, Version 1.3)

```
set community 13979:100 additive
!
route-map Customer_Networks permit 40
  match ipv6 address prefix-list WAN-CV-Value-90
  set as-path prepend 64600
  set community 13979:90 additive
!
route-map Customer_Networks permit 50
  match ipv6 address prefix-list WAN-CV-Value-80
  set as-path prepend 64600
  set community 13979:80 additive
!
```

4451 Las Vegas

```
ip cef
ipv6 cef
!
!
!
!
interface Loopback0
  description - BGP Loopback
  ip address 192.168.0.11 255.255.255.255
  ipv6 address 2001:506:16:100::11/128
!
!
interface Loopback60000
  description CUBE Loopback
  ip address 192.160.103.2 255.255.255.255
  ipv6 address 2001:506:16:300::1/64
!
!
interface GigabitEthernet0/0
  description - WAN Link To Paddington-Station - Port 1/0/10
  no ip address
  load-interval 30
  duplex full
  speed 1000
!
interface GigabitEthernet0/0.2815
  encapsulation dot1Q 2815
  ip address 192.168.130.49 255.255.255.252
  ip virtual-reassembly in
  ipv6 address 2001:506:15:34::2/64
  bfd interval 999 min_rx 999 multiplier 3
  no bfd echo
!
interface GigabitEthernet0/1
  no ip address
  load-interval 30
  duplex full
  speed 100
  media-type rj45
  no keepalive
  hold-queue 4096 in
!
!
interface GigabitEthernet0/1.500
```


**AT&T IP Flexible Reach and/or AT&T IP Toll-Free on AT&T VPN Service
BGP-R and Call Preservation Customer Configuration Guide
(September 7, 2021, Version 1.3)**

```
description IBGP Healing Link To 3945 San Francisco
encapsulation dot1Q 500
ip address 1.1.1.2 255.255.255.252
ipv6 address 2002::500:102/126
ipv6 enable
!
!
interface GigabitEthernet0/2
no ip address
load-interval 30
duplex full
speed 100
media-type rj45
!
interface GigabitEthernet0/2.132
description BGP - to - OSPF Link to 3750-Lihue
encapsulation dot1Q 132
ipv6 address 2002::132:101/126
ipv6 enable
!
interface GigabitEthernet0/2.500
description Link to 3750-Lihue - Vlan500
encapsulation dot1Q 500
ip address 20.76.10.3 255.255.255.0
standby version 2
standby 1 ip 20.76.10.1
standby 1 timers 1 3
standby 1 priority 110
standby 1 preempt delay minimum 60
standby 1 track 1 decrement 50
!
interface GigabitEthernet0/2.501
description Link to 3750-Honolulu - Vlan 501
encapsulation dot1Q 501
ip address 20.76.11.3 255.255.255.0
standby version 2
standby 2 ip 20.76.11.1
standby 2 timers 1 3
standby 2 priority 120
standby 2 preempt
standby 2 track 1 decrement 50
!
!
router bgp 65000
bgp router-id 192.168.0.11
bgp log-neighbor-changes
timers bgp 3 9
neighbor 1.1.1.1 remote-as 65000
neighbor 2001:506:15:34::1 remote-as 13979
neighbor 2001:506:15:34::1 fall-over bfd
neighbor 2002::132:102 remote-as 65527
neighbor 2002::500:101 remote-as 65000
neighbor 192.168.130.50 remote-as 13979
!
address-family ipv4
network 10.2.240.0 mask 255.255.255.0
network 135.16.205.25 mask 255.255.255.255
network 172.23.64.0 mask 255.255.192.0
network 192.160.103.2 mask 255.255.255.255
network 192.168.0.11 mask 255.255.255.255
```

**AT&T IP Flexible Reach and/or AT&T IP Toll-Free on AT&T VPN Service
BGP-R and Call Preservation Customer Configuration Guide
(September 7, 2021, Version 1.3)**

```
network 192.168.130.48 mask 255.255.255.252
neighbor 1.1.1.1 activate
neighbor 1.1.1.1 next-hop-self
no neighbor 2001:506:15:34::1 activate
neighbor 192.168.130.50 activate
neighbor 192.168.130.50 allowas-in
exit-address-family
!
address-family ipv6
network 2001:506:15:34::/64
network 2001:506:16:11::/64
network 2001:506:16:100::11/128
network 2001:506:16:300::/64
network 2002::132:100/126
neighbor 2001:506:15:34::1 activate
neighbor 2001:506:15:34::1 send-community both
neighbor 2001:506:15:34::1 allowas-in
neighbor 2001:506:15:34::1 soft-reconfiguration inbound
neighbor 2001:506:15:34::1 route-map AVPN_Routes_In in
neighbor 2001:506:15:34::1 route-map Customer_Networks out
neighbor 2001:506:15:34::1 filter-list 1 in
neighbor 2002::132:102 activate
neighbor 2002::132:102 send-community both
neighbor 2002::132:102 soft-reconfiguration inbound
neighbor 2002::132:102 route-map LAN_To_WAN_Routes in
neighbor 2002::132:102 route-map WAN_To_LAN_Routes out
neighbor 2002::500:101 activate
neighbor 2002::500:101 next-hop-self
neighbor 2002::500:101 route-map IBGP_Routes_In in
exit-address-family
!
!
ip bgp-community new-format
ip as-path access-list 1 deny _64600_
ip as-path access-list 1 permit .*
!
ip route 10.2.240.0 255.255.255.0 20.76.11.11
ip route 135.16.205.25 255.255.255.255 20.76.11.11
!
!
!
ipv6 prefix-list ALLOW-ANY description - APPLY TO ALL INCOMING EBGp ROUTES
ipv6 prefix-list ALLOW-ANY seq 100 permit ::/0 le 128
!
ipv6 prefix-list IBGP-Routes-In description - IBGP Routes Allowed In
ipv6 prefix-list IBGP-Routes-In seq 10 deny 2001:506:16:300::/64
ipv6 prefix-list IBGP-Routes-In seq 100 permit ::/0 le 128
!
!
ipv6 prefix-list WAN-CV-Value-120 description - CV 120 - Highest Priority
ipv6 prefix-list WAN-CV-Value-120 seq 5 permit 2001:506:16:300::/64
ipv6 prefix-list WAN-CV-Value-120 seq 10 permit 2001:506:16:11::/64
ipv6 prefix-list WAN-CV-Value-120 seq 15 permit 2002::132:100/126
ipv6 prefix-list WAN-CV-Value-120 seq 20 permit 2001:506:16:100::151/128
ipv6 prefix-list WAN-CV-Value-120 seq 25 permit 2001:506:16:100::11/128
ipv6 prefix-list WAN-CV-Value-120 seq 100 deny ::/0 le 128
!
ipv6 prefix-list WAN-CV-Value-110 description - CV 110 - 2nd Highest Priority
ipv6 prefix-list WAN-CV-Value-110 seq 5 permit 2001:506:16:200::/64
ipv6 prefix-list WAN-CV-Value-110 seq 100 deny ::/0 le 128
```

**AT&T IP Flexible Reach and/or AT&T IP Toll-Free on AT&T VPN Service
BGP-R and Call Preservation Customer Configuration Guide
(September 7, 2021, Version 1.3)**

```
!  
ipv6 prefix-list WAN-CV-Value-100 description - CV 100 - 3rd Highest Priority  
ipv6 prefix-list WAN-CV-Value-100 seq 100 deny ::/0 le 128  
!  
ipv6 prefix-list WAN-CV-Value-90 description - CV 90 - 4th Highest Priority  
ipv6 prefix-list WAN-CV-Value-90 seq 100 deny ::/0 le 128  
!  
ipv6 prefix-list WAN-CV-Value-80 description - CV 80 - 5th Highest Priority  
ipv6 prefix-list WAN-CV-Value-80 seq 100 deny ::/0 le 128  
!  
!  
route-map AVPN_Routes_In permit 10  
  match ipv6 address prefix-list ALLOW-ANY  
  set weight 64000  
!  
route-map IBGP_Routes_In permit 10  
  match ipv6 address prefix-list IBGP-Routes-In  
!  
route-map Customer_Networks permit 10  
  match ipv6 address prefix-list WAN-CV-Value-120  
  set as-path prepend 64600  
  set community 13979:120 additive  
!  
route-map Customer_Networks permit 20  
  match ipv6 address prefix-list WAN-CV-Value-110  
  set as-path prepend 64600  
  set community 13979:110 additive  
!  
route-map Customer_Networks permit 30  
  match ipv6 address prefix-list WAN-CV-Value-100  
  set as-path prepend 64600  
  set community 13979:100 additive  
!  
route-map Customer_Networks permit 40  
  match ipv6 address prefix-list WAN-CV-Value-90  
  set as-path prepend 64600  
  set community 13979:90 additive  
!  
route-map Customer_Networks permit 50  
  match ipv6 address prefix-list WAN-CV-Value-80  
  set as-path prepend 64600  
  set community 13979:80 additive  
!  
!  
!
```

5. Bidirectional Forwarding Detection (BFD)

BFD is a feature to quickly determine circuit health and is supported on Ethernet ports on AT&T VPN from 1Mbit/s to 10Gbit/s in the US, and up to 1Gbit/s in “Most of World”. BFD is enabled between the CER and PER to allow fast detection of a circuit problem so traffic can be rerouted over a backup link quickly. BFD allows for faster detection and re-convergence than can be achieved by tuned BGP timers. BFD is required for Call Preservation.

To configure BFD:

Step 1: Add the following to the main interface or sub-interface with the IP address:

```
no bfd echo  
bfd interval 999 min_rx 999 multiplier 3
```

Step 2: Add the following to the BGP configuration:

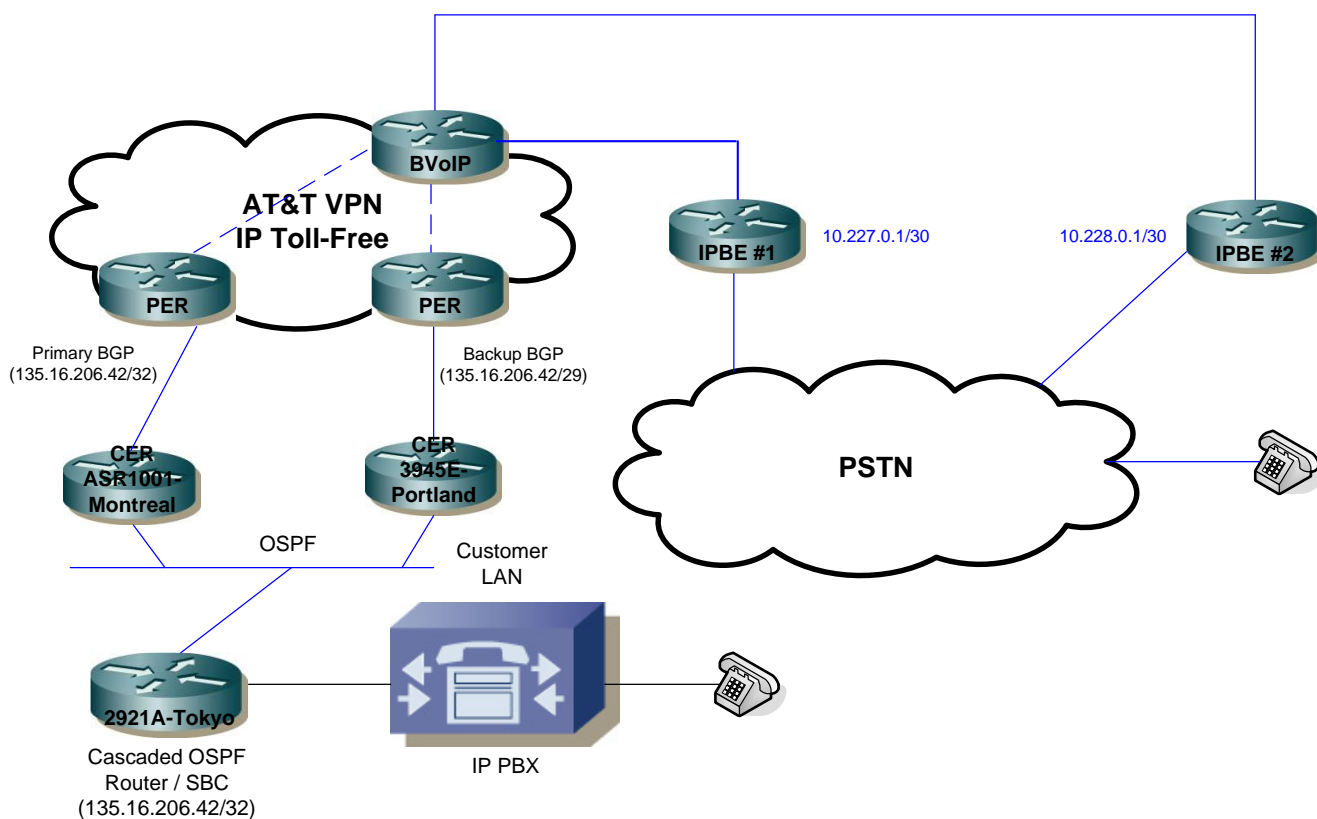
```
neighbor <PER IP address> fall-over bfd
```

Example:

```
interface GigabitEthernet0/1  
  no ip address  
  load-interval 30  
  media-type sfp  
  hold-queue 32768 out  
!  
interface GigabitEthernet0/1.2625  
  encapsulation dot1Q 2625  
  ip address 192.168.240.34 255.255.255.252  
  no bfd echo  
  bfd interval 999 min_rx 999 multiplier 3  
!  
router bgp 65000  
  no bgp default ipv4-unicast  
  bgp log-neighbor-changes  
  neighbor 192.168.240.33 remote-as 13979  
  neighbor 192.168.240.33 fall-over bfd
```

6. Troubleshooting

The following section provides router commands to help you troubleshoot the BGP - CALL PRESERVATION configuration. The CER outputs provided in this section will refer to the following diagram. For simplicity, only one SBC is shown in the diagram.



6.1 Troubleshooting the CER

This section lists commands to issue on the CER for BGP - CALL PRESERVATION troubleshooting.

6.1.1 Check LAN and WAN Interfaces

On the CER, verify that the appropriate LAN and WAN interfaces are up with the “show ip interface brief” command. The interfaces should show the “Status” as up and the “Protocol” as up .

A sample output is shown below:

```
ASR1001-Montreal#show ip int brief
```

Interface	IP-Address	OK?	Method	Status	Protocol
GigabitEthernet0/0/0	unassigned	YES	NVRAM	up	up
Gi0/0/0.405	unassigned	YES	unset	up	up
Gi0/0/0.756	195.18.32.221	YES	NVRAM	up	up
GigabitEthernet0/0/1	unassigned	YES	NVRAM	administratively down	down
GigabitEthernet0/0/2	172.30.0.1	YES	NVRAM	administratively down	down
GigabitEthernet0/0/3	unassigned	YES	NVRAM	administratively down	down
Gi0/0/3.2810	192.168.130.29	YES	NVRAM	administratively down	down
POS0/1/0	unassigned	YES	NVRAM	up	down
POS0/1/0.100	195.18.32.13	YES	NVRAM	down	down
POS0/1/1	195.18.31.25	YES	manual	up	up
Serial0/2/0	195.18.32.9	YES	NVRAM	administratively down	down
Serial0/2/1	195.18.32.21	YES	NVRAM	administratively down	down
Serial0/2/2	unassigned	YES	unset	administratively down	down
Serial0/2/3	unassigned	YES	unset	up	up
Serial0/2/3.1	192.168.200.5	YES	NVRAM	up	up
GigabitEthernet0	unassigned	YES	NVRAM	administratively down	down
Loopback0	192.168.0.5	YES	NVRAM	up	up

```
ASR1001-Montreal#
```

6.1.2 Verify the BGP session

Verify that a BGP session has been established between the CER and the PER with the “show ip bgp neighbor” command. If the BGP session is established, then the BGP neighbor IP address will be listed. Also, the BGP state will be listed as “established, up” for the duration of time that it has been connected. If the BGP state is listed as “idle” or “active” then the BGP session is down.

This command will also provide information on the BGP timer settings for the session. For Call Preservation configurations hold time should be set for 9 seconds. The keepalive interval should be set for 3 seconds.

A sample output is shown below:

```
ASR1001-Montreal#show ip bgp sum
BGP router identifier 192.168.0.5, local AS number 65000
BGP table version is 4738, main routing table version 4738
426 network entries using 107352 bytes of memory
827 path entries using 72776 bytes of memory
```

AT&T IP Flexible Reach and/or AT&T IP Toll-Free on AT&T VPN Service
BGP-R and Call Preservation Customer Configuration Guide
(September 7, 2021, Version 1.3)

```
78/72 BGP path/bestpath attribute entries using 16224 bytes of memory
30 BGP AS-PATH entries using 1184 bytes of memory
38 BGP community entries using 1440 bytes of memory
27 BGP extended community entries using 1044 bytes of memory
0 BGP route-map cache entries using 0 bytes of memory
0 BGP filter-list cache entries using 0 bytes of memory
BGP using 200020 total bytes of memory
424 received paths for inbound soft reconfiguration
BGP activity 15656/15230 prefixes, 37986/37159 paths, scan interval 60
secs
```

Neighbor	V	AS	MsgRcvd	MsgSent	TblVer	InQ	OutQ	Up/Down
State/PfxRcd								
195.18.31.26	4	13979	114864	110570	4738	0	0	3d22h
397								

```
ASR1001-Montreal#show ip bgp neighbor
```

```
BGP neighbor is 195.18.31.26, remote AS 13979, external link
```

```
  BGP version 4, remote router ID 10.144.10.6
```

```
  BGP state = Established, up for 3d22h
```

```
  Last read 00:00:01, last write 00:00:00, hold time is 9, keepalive
interval is 3 seconds
```

```
  Configured hold time is 9, keepalive interval is 3 seconds
```

```
  Minimum holdtime from neighbor is 0 seconds
```

```
  Neighbor sessions:
```

```
    1 active, is not multisession capable (disabled)
```

```
  Neighbor capabilities:
```

```
    Route refresh: advertised and received(new)
```

```
    Four-octets ASN Capability: advertised and received
```

```
    Address family IPv4 Unicast: advertised and received
```

```
    Enhanced Refresh Capability: advertised
```

```
    Multisession Capability:
```

```
    Stateful switchover support enabled: NO for session 1
```

```
  Message statistics:
```

```
    InQ depth is 0
```

```
    OutQ depth is 0
```

	Sent	Rcvd
Opens:	1	1
Notifications:	0	0
Updates:	3	1585
Keepalives:	110511	113221
Route Refresh:	0	0
Total:	110515	114807

```
  Default minimum time between advertisement runs is 30 seconds
```

```
For address family: IPv4 Unicast
```

```
  Session: 195.18.31.26
```

```
  BGP table version 4738, neighbor version 4738/0
```

AT&T IP Flexible Reach and/or AT&T IP Toll-Free on AT&T VPN Service
 BGP-R and Call Preservation Customer Configuration Guide
 (September 7, 2021, Version 1.3)

```

Output queue size : 0
Index 33, Advertise bit 0
33 update-group member
Inbound soft reconfiguration allowed
My AS number is allowed for 3 number of times
Community attribute sent to this neighbor
Inbound path policy configured
Outbound path policy configured
Incoming update AS path filter list is 1
Route map for incoming advertisements is AVPN_Routes_In_Primary
Route map for outgoing advertisements is Customer_Primary_SBC_Networks
Slow-peer detection is disabled
Slow-peer split-update-group dynamic is disabled

Prefix activity:
          Sent      Rcvd
-----
Prefixes Current:      2      397 (Consumes 72248 bytes)
Prefixes Total:        2     1921
Implicit Withdraw:      0      814
Explicit Withdraw:     0      710
Used as bestpath:      n/a     397
Used as multipath:      n/a       0
Saved (soft-reconfig): n/a     424 (Consumes 37312 bytes)

Local Policy Denied Prefixes:
          Outbound   Inbound
-----
filter-list:              0      131
Invalid Path:             607     n/a
Other Policies:           1495     n/a
Total:                    2102     131

Number of NLRIs in the update sent: max 1, min 0
Last detected as dynamic slow peer: never
Dynamic slow peer recovered: never
Refresh Epoch: 1
Last Sent Refresh Start-of-rib: never
Last Sent Refresh End-of-rib: never
Last Received Refresh Start-of-rib: never
Last Received Refresh End-of-rib: never

Refresh activity:
          Sent      Rcvd
-----
Refresh Start-of-RIB      0       0
Refresh End-of-RIB        0       0

Address tracking is enabled, the RIB does have a route to 195.18.31.26
Connections established 2; dropped 1
Last reset 3d22h, due to Interface flap of session 1
Transport(tcp) path-mtu-discovery is enabled
Graceful-Restart is disabled
Connection state is ESTAB, I/O status: 1, unread input bytes: 0
Connection is ECN Disabled
  
```


AT&T IP Flexible Reach and/or AT&T IP Toll-Free on AT&T VPN Service
BGP-R and Call Preservation Customer Configuration Guide
(September 7, 2021, Version 1.3)

```
Minimum incoming TTL 0, Outgoing TTL 1
Local host: 195.18.31.25, Local port: 57375
Foreign host: 195.18.31.26, Foreign port: 179
Connection tableid (VRF): 0

Enqueued packets for retransmit: 0, input: 0  mis-ordered: 0 (0 bytes)

Event Timers (current time is 0xA8FE50D7):
Timer           Starts      Wakeups          Next
Retrans         110872        360              0x0
TimeWait        0             0                0x0
AckHold         113953        106064           0x0
SendWnd         0             0                0x0
KeepAlive       0             0                0x0
GiveUp          0             0                0x0
PmtuAger        1116499       1116498          0xA8FE51D9
DeadWait        0             0                0x0
Linger          0             0                0x0

iss: 1960337930  snduna: 1962437852  sndnxt: 1962437852    sndwnd:
14959
irs: 4006839720  rcvnxt: 4009119256  rcvwnd:      15054  delrcvwnd:
1330

SRTT: 300 ms, RTTO: 303 ms, RTV: 3 ms, KRTT: 0 ms
minRTT: 0 ms, maxRTT: 374 ms, ACK hold: 200 ms
Status Flags: none
Option Flags: higher precedence, nagle, path mtu capable

Datagrams (max data segment is 4430 bytes):
Rcvd: 217177 (out of order: 0), with data: 114068, total data bytes:
2279535
Sent: 217091 (retransmit: 360 fastretransmit: 0),with data: 110513, total
data bytes: 2099921
```

6.1.3 Check advertisement of a local route for the SBC in the BGP table

Verify the CER is advertising a route for the SBC with the “show ip bgp” command. In the output, check for an entry with the /32 IP address of the SBC. The weight for that entry should be “32768”, indicating the BGP route is sourced locally (derived from OSPF).

AT&T IP Flexible Reach and/or AT&T IP Toll-Free on AT&T VPN Service
BGP-R and Call Preservation Customer Configuration Guide
(September 7, 2021, Version 1.3)

Also, verify that you are receiving the IPBE route(s) from BVoIP via BGP. In this example, the IPBE routes are 10.227.0.0/30 and 10.228.0.0/30.

A sample output is shown below. In this example, the SBC IP address is 135.16.206.42.

```
ASR1001-Montreal#show ip bgp
BGP table version is 4738, local router ID is 192.168.0.5
Status codes: s suppressed, d damped, h history, * valid, > best, i - internal,
               r RIB-failure, S Stale, m multipath, b backup-path, x best-external, f
RT-Filter, a additional-path
Origin codes: i - IGP, e - EGP, ? - incomplete

   Network          Next Hop          Metric LocPrf Weight Path
*> 0.0.0.0          195.18.31.26          64000 13979 i
*> 3.3.3.0/29       195.18.31.26          64000 13979 ?
*> 3.3.3.8/29       195.18.31.26          64000 13979 65002 i
.
.
.
*> 10.227.0.0/30    195.18.31.26          64000 13979 64899 64899 i
*> 10.228.0.0/30    195.18.31.26          64000 13979 64899 64899 i
.
.
.
*> 135.16.206.40/32 195.18.31.26          64000 13979 13979 ?
*> 135.16.206.42/32 195.18.32.222         20      32768 ?
*> 135.16.206.43/32 195.18.31.26          64000 13979 13979 ?
```

6.1.4 Verify the OSPF Session

Verify that an OSPF session has been established between the CER and the cascaded OSPF router with the “show ip ospf neighbor” command. If the OSPF session is established, then the OSPF neighbor IP address will be listed. In addition, check that the OSPF session is established on the CER LAN sub-interface.

A sample output is shown below:

```
ASR1001-Montreal# show ip ospf neighbor

Neighbor ID      Pri   State           Dead Time   Address
Interface
192.168.0.40     1     FULL/DR         00:00:39   195.18.32.222
GigabitEthernet0/0/0.756
ASR1001-Montreal#
```

6.1.5 Verify OSPF route to the SBC

Verify that the CER has a route to the SBC via the cascaded OSPF router with the command “show ip route <SBC Signaling IP Address>”. The route to the SBC should be listed as the IP address of the OSPF neighbor listed in the “show ip ospf neighbor” output (see previous section).

A sample output is shown below. In this example, the SBC IP address is 135.16.206.42.

```
ASR1001-Montreal#show ip route 135.16.206.42
Routing entry for 135.16.206.42/32
  Known via "ospf 100", distance 110, metric 11, type intra area
  Redistributing via bgp 65000
  Advertised by bgp 65000 metric 20 match internal external 1 & 2 route-
map OSPF_TO_BGP
  Last update from 195.18.32.222 on GigabitEthernet0/0/0.756, 3d23h ago
  Routing Descriptor Blocks:
  * 195.18.32.222, from 192.168.0.40, 3d23h ago, via
  GigabitEthernet0/0/0.756
    Route metric is 11, traffic share count is 1
ASR1001-Montreal#
```

6.1.6 Check configuration of route-maps

Verify that the route-maps have been configured on the CER with the “show route-map” command.

The CER should contain four route maps: 1) AVPN_Routes_In_Primary, 2) OSPF_TO_BGP, 3) Customer_Primary-SBC_Networks 4) BGP_2_OSPF. Confirm the BGP CV value configured on the CER by checking the output under the Customer_Primary_SBC_Networks route-map. The “community” entry will display the BGP CV value that is advertised.

A sample output is shown below.

```
ASR1001-Montreal#show route-map
route-map AVPN_Routes_In_Primary, permit, sequence 10
  Match clauses:
    ip address (access-lists): 3
  Set clauses:
    weight 64000
  Policy routing matches: 0 packets, 0 bytes
route-map OSPF_TO_BGP, permit, sequence 10
  Match clauses:
    ip address prefix-lists: OSPF-2-BGP
```

AT&T IP Flexible Reach and/or AT&T IP Toll-Free on AT&T VPN Service
BGP-R and Call Preservation Customer Configuration Guide
(September 7, 2021, Version 1.3)

```
Set clauses:
Policy routing matches: 0 packets, 0 bytes
route-map Customer_Primary_SBC_Networks, permit, sequence 10
Match clauses:
  ip address prefix-lists: Primary-SBC-Routes
Set clauses:
  as-path prepend 64600
  community 13979:120 additive
Policy routing matches: 0 packets, 0 bytes
route-map BGP_2_OSPF, permit, sequence 10
Match clauses:
  ip address (access-lists): 1
Set clauses:
  metric 20
  metric-type type-1
Policy routing matches: 0 packets, 0 bytes
route-map BGP_2_OSPF, permit, sequence 20
Match clauses:
  ip address (access-lists): 2
Set clauses:
  metric 100
  metric-type type-2
Policy routing matches: 0 packets, 0 bytes
ASR1001-Montreal#
```

6.2 Troubleshooting with CUBE

This section lists troubleshooting commands to issue on the Customer Managed CUBE for BGP - CALL PRESERVATION troubleshooting.

6.2.1 Verify Route to IPBE

From the CUBE, verify the route to the AT&T IPBEs with the “show ip route <IPBE IP address>” command. The output of this command can be used to check the path that the VoIP packets will take. Verify the VoIP packets are routed through the primary CER (if the primary CER and LAN/WAN links are active) by checking the IP address entry (for single CER) or entries (for backup CER groups).

A sample output is shown below for a single CER.

```
2921A-Tokyo#show ip route 10.227.0.1
Routing entry for 10.227.0.0/30
  Known via "ospf 100", distance 110, metric 30
  Tag 13979, type extern 1
```

AT&T IPBE IP
Address

AT&T IP Flexible Reach and/or AT&T IP Toll-Free on AT&T VPN Service
BGP-R and Call Preservation Customer Configuration Guide
(September 7, 2021, Version 1.3)

```
Last update from 195.18.32.221 on GigabitEthernet0/1.756, 00:01:26 ago
Routing Descriptor Blocks:
 * 195.18.32.221, from 192.168.0.5, 00:01:26 ago, via
GigabitEthernet0/1.756
    Route metric is 30, traffic share count is 1
    Route tag 13979
2921A-Tokyo#
```

If the primary CER is down and VoIP packets are routed to a backup CER group, there can be additional entries in the “show ip route <IPBE IP address>” command.

A sample output is shown below for a backup CER group. In this case, the primary CER is down and VoIP packets are being routed to a backup CER group consisting of two CERs (resulting in one route entries).

```
2921A-Tokyo#show ip route 10.227.0.1
Routing entry for 10.227.0.0/30
  Known via "ospf 100", distance 110, metric 100
  Tag 13979, type extern 2, forward metric 20
  Last update from 195.18.32.217 on GigabitEthernet0/1.755, 00:00:32 ago
  Routing Descriptor Blocks:
 * 195.18.32.217, from 192.168.0.15, 00:00:32 ago, via
GigabitEthernet0/1.755
    Route metric is 100, traffic share count is 1
    Route tag 13979
2921A-Tokyo#
```

6.2.2 Verify Path for VoIP Packets

On a CUBE it is possible to verify the route to an AT&T IPBE with the “traceroute” command. The output of this command can be used to check the path that the VoIP packets will take. Verify the VoIP packets are routed through the primary CER (if the primary CER and WAN/LAN link are active). The traceroute commands must be 1) targeted for an AT&T IPBE IP address and 2) sourced from the Signaling IP address assigned by AT&T IP Flexible Reach and/or AT&T IP Toll-Free. Note: The AT&T IPBE will not respond to a traceroute because of security reasons.

A sample output from a CUBE SBC is shown below.

```
2921A-Tokyo#traceroute
Protocol [ip]:
Target IP address: 10.227.0.1
Source address: 135.16.206.42
Numeric display [n]:
Timeout in seconds [3]:
Probe count [3]:
```

AT&T IP Flexible Reach and/or AT&T IP Toll-Free on AT&T VPN Service
BGP-R and Call Preservation Customer Configuration Guide
(September 7, 2021, Version 1.3)

```
Minimum Time to Live [1]:  
Maximum Time to Live [30]:  
Port Number [33434]:  
Loose, Strict, Record, Timestamp, Verbose[none]:  
Type escape sequence to abort.  
Tracing the route to 10.227.0.1  
  
 1 195.18.32.221 0 msec 0 msec 0 msec  
 2 195.18.31.26 0 msec 0 msec 0 msec  
 3 10.227.0.2 4 msec 0 msec 0 msec  
 4 10.227.0.1 0 msec * 0 msec  
2921A-Tokyo#
```

Appendix A: Acronyms

Acronym	Translation
AS	Autonomous System
AT&T VPN	AT&T Virtual Private Network
BGP	Border Gateway Protocol
BGP-R CALL PRESERVATION	Border Gateway Protocol Resiliency
BVoIP	Business Voice over Internet Protocol
CCG	Customer Configuration Guide
CEF	Cisco Express Forwarding
CER	Customer Edge Router
CKT	Circuit
COS	Class of Service
CPE	Customer Premise Equipment
CUBE	Cisco Unified Border Element
CUCM	Cisco Unified Communications Manager
CV	Community Value
IAR	Inbound Alternate Routing
IETF	Internet Engineering Task Force
IOS	Internetwork Operation System
IP	Internet Protocol
IPBE	Internet Protocol Border Element
ISR	Integrated Services Router
ITU-T	International Telecommunication Union - Telecommunications
GW	Gateway
LAN	Local Area Network
MRS	Managed Router Services
NAT	Network Address Translation
OSPF	Open Shortest Path First
PBX	Private Branch Exchange
PER	Provider Edge Router
QOS	Quality of Service
RT	Real Time
RTCP	Real Time Control Protocol
RTP	Real Time Protocol
SBC	Session Border Controller
SIP	Session Initiation Protocol
UDP	User Datagram Protocol
VoIP	Voice over Internet Protocol
VPN	Virtual Private Network
WAN	Wide Area Network

AT&T IP Flexible Reach and/or AT&T IP Toll-Free on AT&T VPN Service
BGP-R and Call Preservation Customer Configuration Guide
(September 7, 2021, Version 1.3)

This Customer Configuration Guide ("CCG") is offered as a convenience to AT&T's customers. The specifications and information regarding the product in this CCG are subject to change without notice. All statements, information, and recommendations in this CCG are believed to be accurate but are presented without warranty of any kind, express or implied, and are provided "AS IS". Users must take full responsibility for the application of the specifications and information in this CCG.

In no event shall AT&T or its suppliers be liable for any indirect, special, consequential, or incidental damages, including, without limitation, lost profits or loss or damage arising out of the use or inability to use this CCG, even if AT&T or its suppliers have been advised of the possibility of such damage.